

## LithoBench: Benchmarking AI Computational Lithography for Semiconductor Manufacturing

Su Zheng<sup>1</sup>, Haoyu Yang<sup>2</sup>, Binwu Zhu<sup>1</sup>, Bei Yu<sup>1</sup>, Martin Wong<sup>1</sup>

<sup>1</sup> The Chinese University of Hong Kong

<sup>2</sup> nVIDIA

Dec. 12, 2023



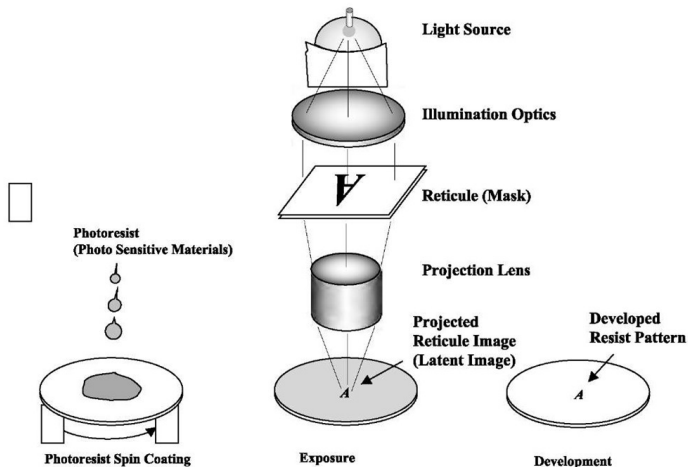
① Introduction

② Dataset

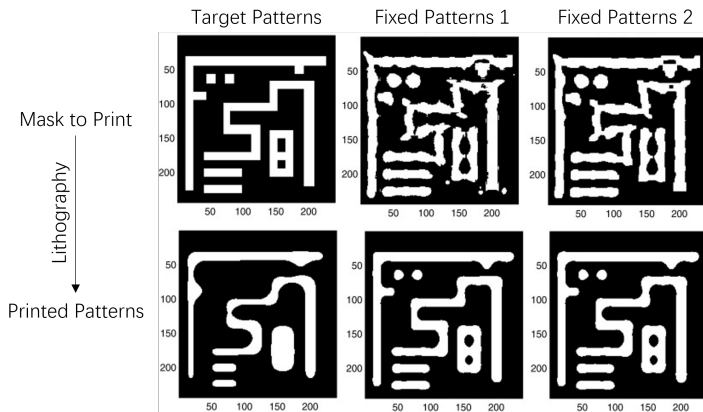
③ Experiments

# Introduction

- Lithography prints the mask patterns to the wafer



- Fail to get target patterns due to distortion  
→ Fix it by distorting the mask!



- OPC vs. ILT

**O**ptical **P**roximity **C**orrection

**I**nverse **L**ithography **T**echnology

**45 nm  
node**

**28 nm  
node**

**14 nm  
node**

**7 nm  
node**

without  
OPC

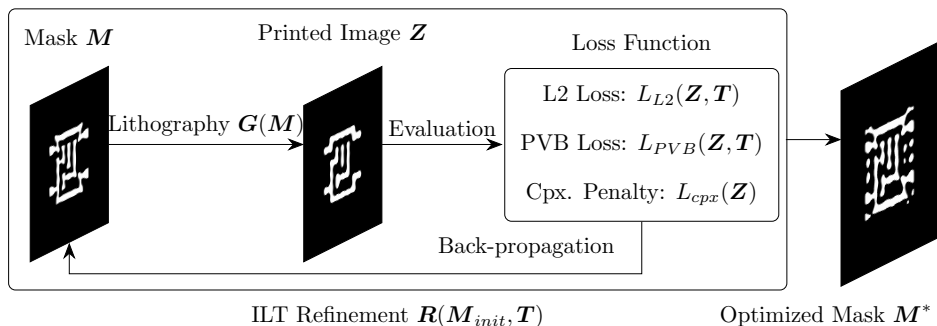
normal  
OPC

normal  
ILT

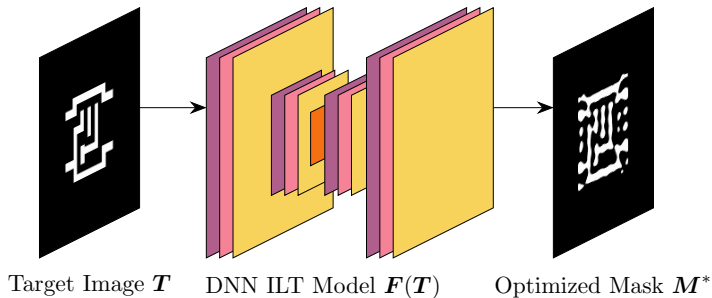
ideal  
ILT



- Inverse Lithography Technology (ILT)  $\rightarrow$  Iterative Optimization

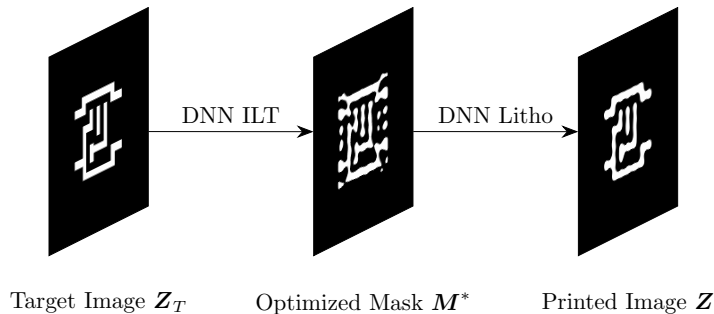


- DNN-based ILT  $\rightarrow$  End-to-end, Faster





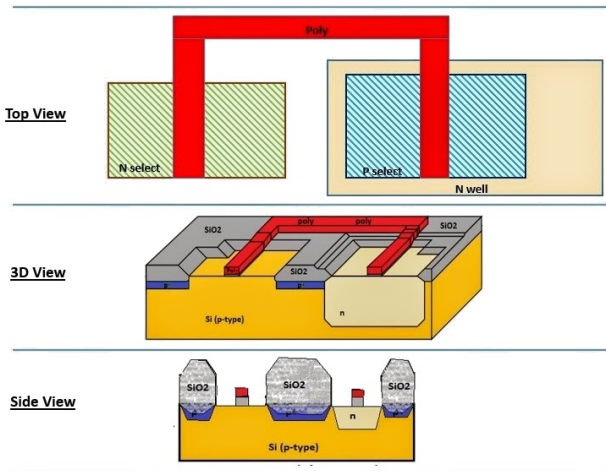
- **Lithography simulation:** mask  $\rightarrow$  printed image (DNN Litho)
- **Mask optimization:** target image  $\rightarrow$  optimized mask (DNN ILT)



**Dataset**

# Layered Circuit Layout

- A circuit layout consists of multiple layers  
→ Each one can be modeled by an image



- **MetalSet:** train DNN-based models for metal layers, compatible with the famous ICCAD-13 benchmark<sup>1</sup>
- **ViaSet:** train DNN-based models for via layers, compatible with the setting of related works
- **StdMetal:** test the generalization ability of the model trained on MetalSet, which is a challenging task
- **StdContact:** test the generalization ability of the model trained on ViaSet, which is very challenging


---

<sup>1</sup>Shayak Banerjee, Zhuo Li, and Sani R Nassif (2013). “ICCAD-2013 CAD contest in mask optimization and benchmark suite”. In: *IEEE/ACM International Conference on Computer-Aided Design (ICCAD)*, pp. 271–274.

- Data collection
  - **MetalSet**: randomly generation following the design rules of ICCAD-13 benchmark  $\rightarrow$  16,472 tiles
    - Size:  $2048 \times 2048$
    - Much more than ICCAD-13 (10 tiles)
  - **ViaSet**: cropped from the layouts `gcd` and `aes` from OpenROAD, the IC design tool  $\rightarrow$  116,415 tiles
  - **StdMetal**: cropped from the metal layer of the Nangate 45nm standard cells  $\rightarrow$  271 tiles
  - **StdContact**: cropped from the contact layer of the Nangate 45nm standard cells  $\rightarrow$  328 tiles

Task Subsets	Lithography Simulation				Mask Optimization			
	MetalSet	ViaSet	StdMetal	StdContact	MetalSet	ViaSet	StdMetal	StdContact
Training Tiles	14,824	104,733	0	163	14,824	104,733	0	163
Testing Tiles	1,648	11,642	271	165	10	10	271	165

- Examples: (a) MetalSet; (b) ViaSet; (c) StdMetal; (e) StdContact.



- Lithography Simulation: Hopkins' Model  
→ Different  $\mathbf{H}$  for different process conditions

$$\mathbf{I} = \mathbf{H}(\mathbf{M}) = \sum_{k=1}^K \mu_k |\mathbf{h}_k \otimes \mathbf{M}|^2 \quad (1)$$

- Mask Optimization: Multi-level ILT<sup>2</sup>  
→ Optimize the following loss function

$$L_f(\mathbf{Z}_{nom}, \mathbf{Z}_{max}, \mathbf{Z}_{min}, \mathbf{T}) = \|\mathbf{Z}_{max} - \mathbf{T}\|_2^2 + \|\mathbf{Z}_{max} - \mathbf{Z}_{min}\|_2^2 + L_{curv}(\mathbf{Z}_{nom}) \quad (2)$$

$$\mathbf{Z} = \sigma_Z(\mathbf{H}(\sigma_M(\text{AvgPool}(\mathbf{P})))) \quad (3)$$

---

<sup>2</sup>Shuyuan Sun et al. (2023). "Efficient ILT via Multi-level Lithography Simulation". In: *ACM/IEEE Design Automation Conference (DAC)*.

- Lithography Simulation ( $Z_1 = \{Z = 1\}$ )

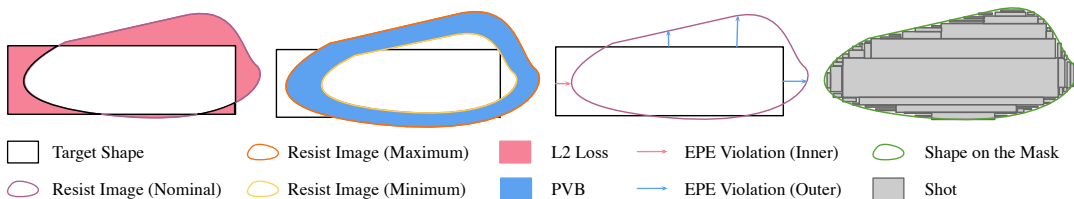
$$\text{MSE}(\mathbf{Z}, \mathbf{T}) = \|\mathbf{Z} - \mathbf{T}\|_2^2 \quad (4)$$

$$\text{IOU}(\mathbf{Z}, \mathbf{T}) = \frac{\mathbf{Z}_1 \cap \mathbf{T}_1}{\mathbf{Z}_1 \cup \mathbf{T}_1} \quad (5)$$

$$\text{PA}(\mathbf{Z}, \mathbf{T}) = \frac{\mathbf{Z}_1 \cap \mathbf{T}_1}{\mathbf{T}_1} \quad (6)$$



- Mask Optimization
  - (a)  $L2$ ; (b)  $PVB$ ; (c)  $EPE$ ; (d) #Shots



# Experiments

- **LithoGAN**<sup>3</sup>: A conditional GAN with a FCN generator and a CNN discriminator,  $256 \times 256$  input/output
- **DAMO**<sup>4</sup>: A conditional GAN with a UNet++ generator and a pix2pixHD discriminator,  $1024 \times 1024$  input/output
- **DOINN**<sup>5</sup>: A novel reduced Fourier neural operator (RFNO) architecture,  $1024 \times 1024$  input/output
- **CFNO**<sup>6</sup>: Combining vision transformer (ViT) and Fourier neural operator (FNO),  $1024 \times 1024$  input/output

---

<sup>3</sup>Wei Ye et al. (2019). “LithoGAN: End-to-end lithography modeling with generative adversarial networks”. In: *ACM/IEEE Design Automation Conference (DAC)*.

<sup>4</sup>Guojin Chen et al. (2020). “DAMO: Deep agile mask optimization for full chip scale”. In: *IEEE/ACM International Conference on Computer-Aided Design (ICCAD)*.

<sup>5</sup>Haoyu Yang, Zongyi Li, et al. (2022). “Generic lithography modeling with dual-band optics-inspired neural networks”. In: *ACM/IEEE Design Automation Conference (DAC)*, pp. 973–978.

<sup>6</sup>Haoyu Yang and Haoxing Ren (2023). “Enabling Scalable AI Computational Lithography with Physics-Inspired Models”. In: *IEEE/ACM Asia and South Pacific Design Automation Conference (ASPDAC)*, pp. 715–720.

- **GAN-OPC**<sup>7</sup>: A conditional GAN with the novel ILT-guided pretraining,  $256 \times 256$  input/output
- **Neural-ILT**<sup>8</sup>: A UNet generator with complexity reduction mechanism,  $512 \times 512$  input/output
- **DAMO**: A conditional GAN with a UNet++ generator and a pix2pixHD discriminator,  $1024 \times 1024$  input/output
- **CFNO**: Combining vision transformer (ViT) and Fourier neural operator (FNO),  $1024 \times 1024$  input/output

---


<sup>7</sup>Haoyu Yang, Shuhe Li, et al. (2018). “GAN-OPC: Mask optimization with lithography-guided generative adversarial nets”. In: *ACM/IEEE Design Automation Conference (DAC)*.

<sup>8</sup>Bentian Jiang et al. (2020). “Neural-ILT: Migrating ILT to neural networks for mask printability and complexity co-optimization”. In: *IEEE/ACM International Conference on Computer-Aided Design (ICCAD)*.

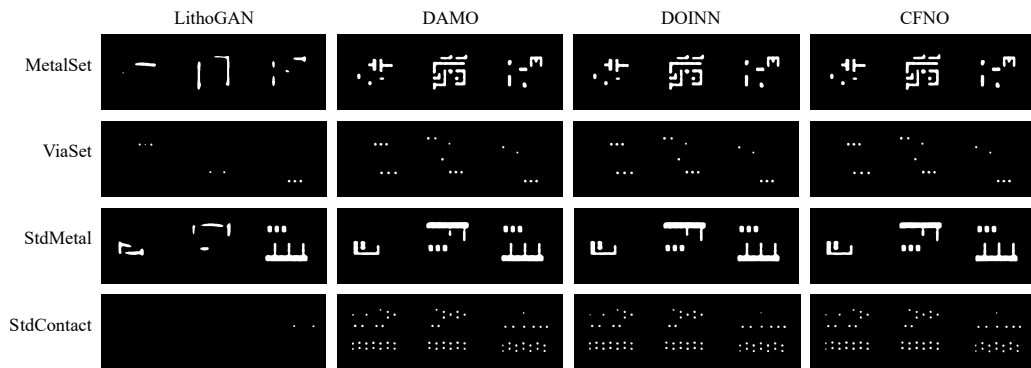
# Lithography Simulation Results

Subtask	LithoGAN				DAMO				DOINN				CFNO			
	MSE <sub>A</sub>	MSE <sub>P</sub>	IOU	PA	MSE <sub>A</sub>	MSE <sub>P</sub>	IOU	PA	MSE <sub>A</sub>	MSE <sub>P</sub>	IOU	PA	MSE <sub>A</sub>	MSE <sub>P</sub>	IOU	PA
1	9.8·10 <sup>-4</sup>	1.7·10 <sup>-2</sup>	0.38	0.43	8.4·10 <sup>-6</sup>	7.5·10 <sup>-4</sup>	<b>0.97</b>	<b>0.98</b>	8.5·10 <sup>-6</sup>	6.6·10 <sup>-4</sup>	<b>0.97</b>	<b>0.98</b>	1.9·10 <sup>-5</sup>	1.5·10 <sup>-3</sup>	0.94	0.97
2	2.6·10 <sup>-4</sup>	1.4·10 <sup>-3</sup>	0.47	0.53	3.0·10 <sup>-6</sup>	1.5·10 <sup>-4</sup>	0.94	0.96	1.9·10 <sup>-6</sup>	1.0·10 <sup>-4</sup>	<b>0.96</b>	<b>0.98</b>	3.8·10 <sup>-6</sup>	2.1·10 <sup>-4</sup>	0.92	0.96
3	1.4·10 <sup>-3</sup>	2.6·10 <sup>-2</sup>	0.30	0.34	2.5·10 <sup>-5</sup>	1.5·10 <sup>-3</sup>	0.95	0.97	1.8·10 <sup>-5</sup>	1.2·10 <sup>-3</sup>	<b>0.96</b>	<b>0.98</b>	2.6·10 <sup>-5</sup>	2.3·10 <sup>-3</sup>	0.93	0.96
4	2.7·10 <sup>-3</sup>	1.2·10 <sup>-2</sup>	0.01	0.01	4.6·10 <sup>-5</sup>	1.6·10 <sup>-3</sup>	0.87	0.93	2.4·10 <sup>-5</sup>	1.3·10 <sup>-3</sup>	<b>0.90</b>	<b>0.94</b>	2.1·10 <sup>-5</sup>	2.2·10 <sup>-3</sup>	0.83	0.90
Average	1.3·10 <sup>-3</sup>	1.4·10 <sup>-2</sup>	0.29	0.33	2.1·10 <sup>-5</sup>	1.0·10 <sup>-3</sup>	0.93	0.96	1.3·10 <sup>-5</sup>	8.2·10 <sup>-4</sup>	<b>0.95</b>	<b>0.97</b>	1.7·10 <sup>-5</sup>	1.5·10 <sup>-3</sup>	0.91	0.95
Runtime	<b>0.013 s / image</b>				0.030 s / image				0.017 s / image				0.035 s / image			

- Examples: (a)Label; (b)LithoGAN; (c)DAMO; (d)DOINN; (e)CFNO



# Lithography Simulation Results




Subtask	GAN-OPC				Neural-ILT				DAMOILT				CFNO			
	$L_2$	PVB	EPE	Shots	$L_2$	PVB	EPE	Shots	$L_2$	PVB	EPE	Shots	$L_2$	PVB	EPE	Shots
1	43414	41290	8.7	574	36670	42666	7.3	476	<b>32579</b>	<b>41173</b>	<b>5.4</b>	523	47814	46131	12.5	<b>302</b>
2	14767	<b>6686</b>	8.3	<b>166</b>	12723	8537	6.2	263	<b>5081</b>	9962	<b>0.0</b>	176	8949	9890	0.1	184
3	25929	23715	4.6	457	20045	<b>23548</b>	2.4	373	<b>16120</b>	23796	<b>0.2</b>	418	26809	26814	4.2	<b>232</b>
4	81378	<b>4931</b>	73.2	276	<b>25422</b>	41537	<b>3.2</b>	<b>265</b>	50445	35673	26.7	458	70740	17950	55.1	396
Average	41372	<b>19156</b>	23.7	368	<b>23715</b>	29072	<b>4.8</b>	344	26056	27651	8.0	394	38578	25196	18.0	<b>279</b>
Runtime	<b>0.010 s / image</b>				0.025 s / image				0.028 s / image				0.040 s / image			

- Examples: (a)Label; (b)GAN-OPC; (c)NeuralILT; (d)DAMO; (e)CFNO



# Mask Optimization Results





**THANK YOU!**