



Age-friendly Hospital and Service “Dementia friendly ward”

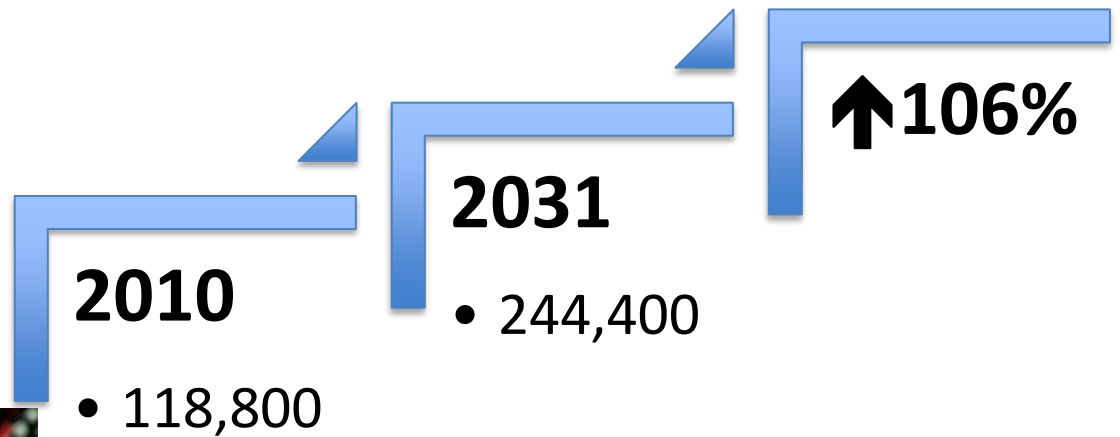
Maria Chui

RN, DHSc

8 October 2015

Why is design for dementia an issue in hospital settings?

Hong Kong Population : age ≥ 85



Census and Statistics Department, HKSAR, 2015.

Prevalence and projection



**70 years old or above
Community-dwelling
Dementia prevalence:**

9%

Elderly Commission, 2006; Lam et al., 2008.

Demands on healthcare system



Almost half of adults occupying hospital beds are age ≥ 65



53% accident and emergency admission



30-40% older adults were cognitively impaired



68% of all unplanned readmissions

The Problems

Too noisy

Are disorienting

Do not provide familiar activities

Make people feel imprisoned

Not designed to prevent falls

Not taking account of the special needs

The special challenges

The most
distressed
people

The most
disabling
environments



Physical environment




Design to compensate rather than relying the person to make adjustment

A therapeutic setting

Reduce behavioral and affective symptoms

Less dependence in conducting activities of daily living



Working to become

**Dementia
Friendly**

What should be considered?

Elder-friendly design features

Suitable and safe floor and wall finishes



Clear visual keys for safe way-finding and elderly accessible toilet facilities



Enhancing mobility and access,

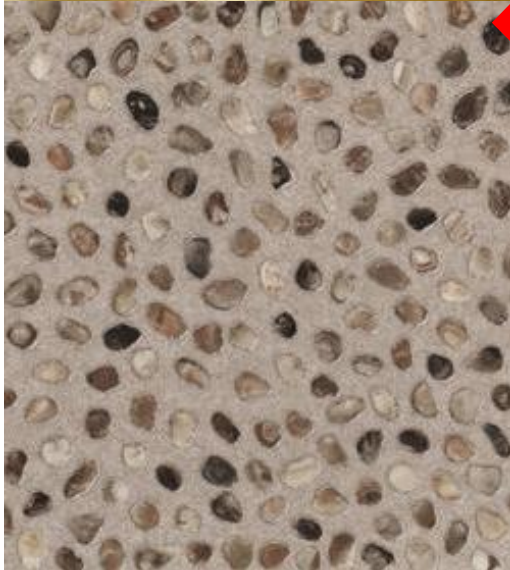


Well placed seating, and handrails,



Appropriate illumination and acoustic enhancement,

Flooring: non-glare finish, no patterns or contrasts within main floor



Consistent floor colour



Colour: avoid soft pastels, skirting contrast, warm(yellow, red, orange)



Colour and Contrast : key to vision



Signs : disorientation & bewilderment experience

Door bell



Nurse call



Toilet sign



Signs : consistent, height, pictorial representation, matte surface



Orientation: Large clocks, calendars; picture



Orientation: Way finding



Contrasting colour



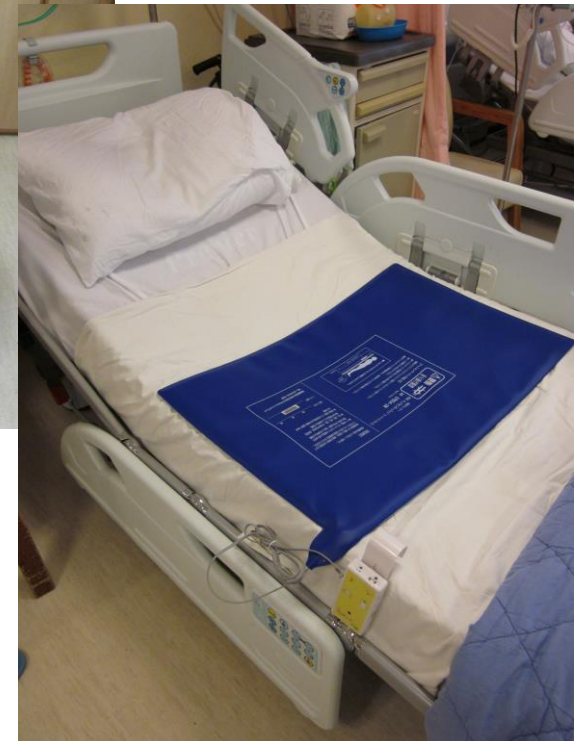
Furniture and passive alarm



Low height bed



Recliner chair



Pressure alarm

Clear, unimpeded pathways



Washroom/Shower room



Day room : balance use of space

Storage





Social gathering/activities space



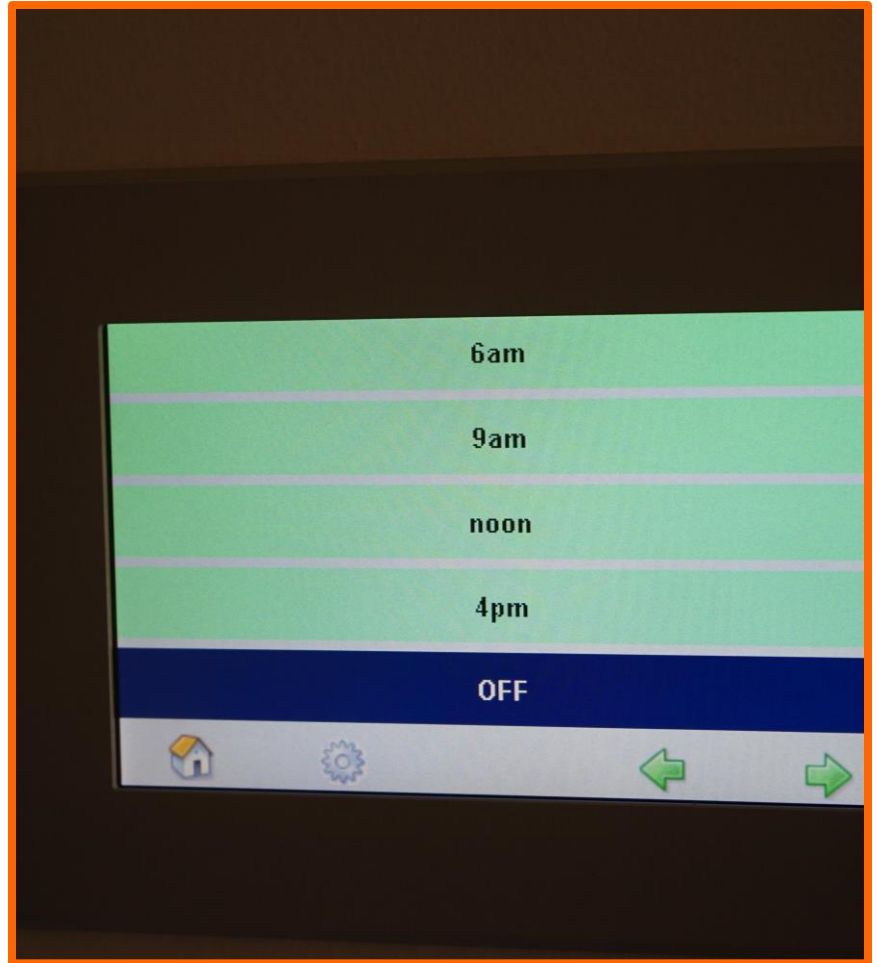

General accessibility hand railings, sitting spaces



Nurses station



Lighting : require 30% more light.
ranges from 20 to 600 lux



Outside

Looking outside



Going outside



Less noise : less use of TV, acoustic panel

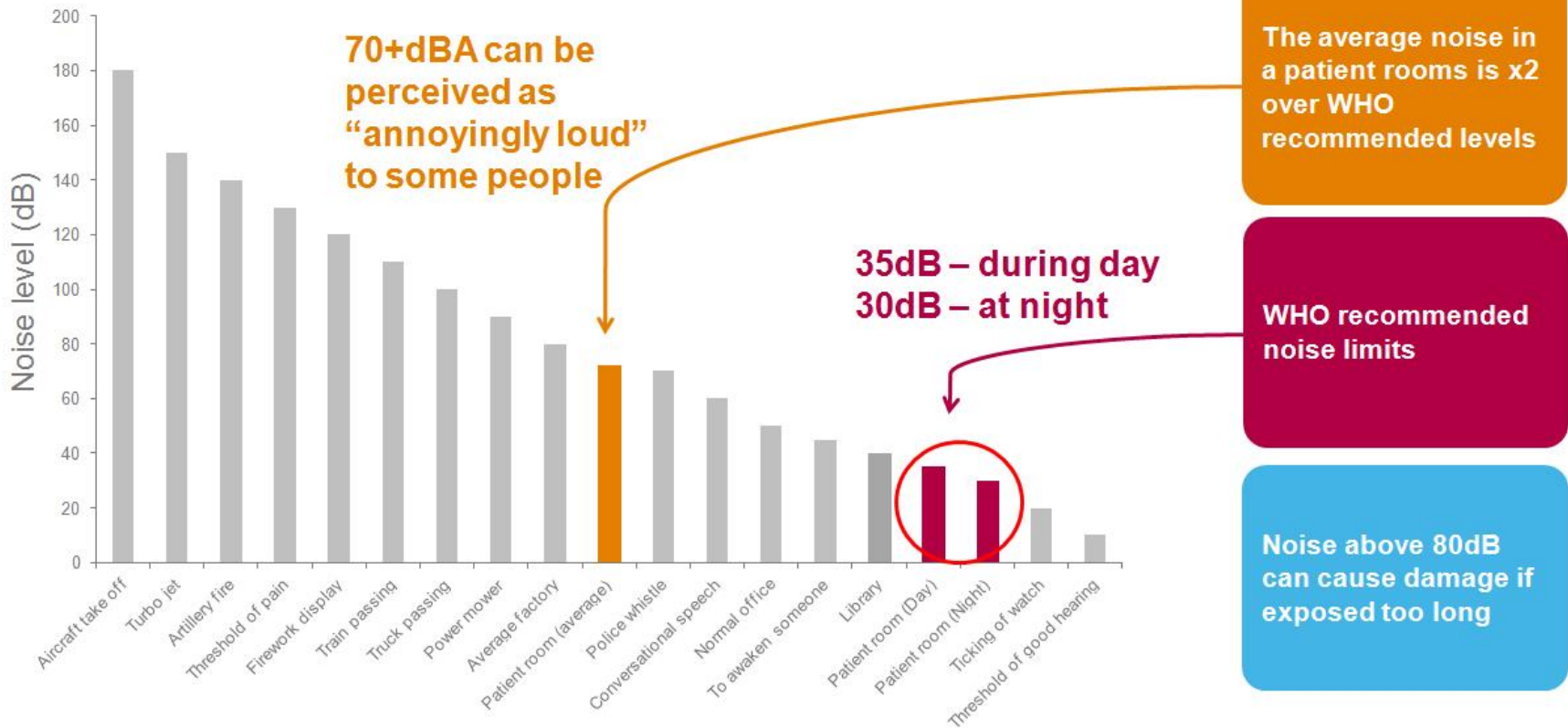


Noise



Hinder patient recovery

Comparable to an noisy office / factory



The approach : A person-centred care

Infection control




Ligature prevention



The physical and visual impaired

Barrier Free Access facilities





Design features to assisting patients with dementia

Let's make it happen