










Facts & Figures 2008



The Chinese University of Hong Kong

Contents

	General Information	2
	Colleges	3
	Academic Programmes	4
	Students	5–10
	Graduates and Alumni	11–12
	Staff	13
	Research	14–16
	Facilities	17–19
	Finance	20

G

eneral Information

Year of Establishment

1963 (through amalgamation of Chung Chi College, New Asia College and United College)

Motto

‘博文約禮’ (*bo wen yue li*):

‘博文’ is to broaden one’s intellectual horizon;

‘約禮’ is to keep within the bounds of propriety.

Our Mission

To assist in the preservation, creation, application and dissemination of knowledge by teaching, research and public service in a comprehensive range of disciplines, thereby serving the needs and enhancing the well-being of the citizens of Hong Kong, China as a whole, and the wider world community.

Our Vision

To be acknowledged locally, nationally and internationally as a first-class comprehensive research university whose bilingual and multicultural dimensions of student education, scholarly output and contribution to the community consistently meet standards of excellence.

Faculties/School

Faculty of Arts

Faculty of Business Administration

Faculty of Education

Faculty of Engineering

Faculty of Medicine

Faculty of Science

Faculty of Social Science

School of Law

Campus Area

134 hectares

Buildings on Campus

Number of Buildings: 152

Total Gross Floor Area: 498,420 m²

Colleges

Chung Chi College (founded in 1951)

College Motto: 'In Pursuit of Excellence'

No. of full-time undergraduates: 2,695

New Asia College (founded in 1949)

College Motto: 'Sincerity and Intelligence'

No. of full-time undergraduates: 2,692

United College (founded in 1956)

College Motto: 'Make One's Virtues Shine and Renew the People'

No. of full-time undergraduates: 2,629

Shaw College (founded in 1986)

College Motto: 'Cultivating One's Virtue and Going Deeply into What One has Learned'

No. of full-time undergraduates: 2,581

Morningside College (founded in 2006)*

College Motto: 'Scholarship, Virtue, Service'

S.H. Ho College (founded in 2006)*

College Motto: 'Culture, Morals, Devotion, Trustworthiness'

C.W. Chu College (founded in 2007)*

Wu Yee Sun College (founded in 2007)*

Lee Woo Sing College (founded in 2007)*

* The five new Colleges are expected to operate by 2012. The Morningside College, S.H. Ho College and C.W. Chu College will accommodate a total of 1,200 students on a fully residential and communal dining basis, while Wu Yee Sun College and Lee Woo Sing College will accommodate 1,200 residential students and 1,200 commuters in total.

Academic Programmes

Number of Undergraduate Programmes Offered

Faculty/School	Major	Minor	Part-time
Faculty of Arts	13	20	1
Faculty of Business Administration	5	8	—
Faculty of Education	2	2	1
Faculty of Engineering	7	5	—
Faculty of Medicine	4	—	—
Faculty of Science	11	8	—
Faculty of Social Science	8	9	—
School of Law	1	—	—
Inter-faculty	1	—	—
Inter-institution	1	—	—
Total	53	52	2

Number of Postgraduate Programmes Offered

Faculty/School	Programme					
	MPhil-PhD	Doctoral		Master		Pg Diploma
		Rpg	Tpg	Rpg	Tpg	
Faculty of Arts	3	10	—	12	19	2
Faculty of Business Administration	6	—	—	—	17*	1
Faculty of Education	—	1	1	2	15	5
Faculty of Engineering	5	—	—	—	8**	—
Faculty of Medicine	—	17	—	17	17	15
Faculty of Science	5	5	—	7	10	—
Faculty of Social Science	7	2	1	2	18**	3
School of Law	—	1	—	1	5	1
Inter-faculty	1	2	—	2	4	1**
Total	27	38	2	43	113	28

Pg Postgraduate

Rpg Research Programme

Tpg Taught Programme

* 3 offshore programmes included

** 1 offshore programme included

Student Enrolment

UGC-funded Programmes

By Level

Undergraduate					Subtotal	Total	
Degree	Full-time	10,597	Part-time	35	10,632	10,632	
	Local	9,540	Non-local	1,092			
Postgraduate							
Pg Diploma	Full-time	301	Part-time	932	1,233	3,317	
	Local	1,233	Non-local	—			
Research Master	Full-time	792	Part-time	31	823		
	Local	576	Non-local	247			
Taught Master	Full-time	102	Part-time	—	102		
	Local	98	Non-local	4			
Research Doctoral	Full-time	1,018	Part-time	141	1,159		
	Local	404	Non-local	755			
Total					13,949		

By Faculty/School

	Undergraduate	Postgraduate	Total
Faculty of Arts	1,493	317	1,810
Faculty of Business Administration	2,196	55	2,251
Faculty of Education	228	1,304	1,532
Faculty of Engineering	1,534	420	1,954
Faculty of Medicine	1,426	306	1,732
Faculty of Science	1,581	508	2,089
Faculty of Social Science	1,685	360	2,045
School of Law	113	9	122
Others (including double degrees, interdisciplinary, inter-institutional, streams)	376	38	414
Total	10,632	3,317	13,949

Self-financed Programmes

Undergraduate					Subtotal	Total
Degree	Full-time	—	Part-time	60	60	60
	Local	60	Non-local	—		
Postgraduate						
Pg Diploma	Full-time	25	Part-time	316	341	7,061
	Local	338	Non-local	3		
Taught Master	Full-time	795	Part-time	5,851	6,646	
	Local	5,542	Non-local	1,104		
Taught Doctoral	Full-time	1	Part-time	73	74	
	Local	74	Non-local	—		
Total					7,121	

Pg Postgraduate

Enrolment of School of Continuing and Professional Studies*

	Number
General Courses	20,263
Award-bearing Programmes	16,524
Distance Education Courses	1,811
In-house Training	5,062
Total	43,660

* For the period from 1 January to 31 December 2007



Places of Origin of Non-local Undergraduate Students

Overseas

Country/Region	Number	Country/Region	Number
Australia	2 (3.5%)	Mauritius	3 (5.3%)
Canada	2 (3.5%)	Portugal	15 (26.3%)
Germany	1 (1.8%)	Singapore	1 (1.8%)
Indonesia	3 (5.3%)	South Korea	5 (8.8%)
Italy	3 (5.3%)	Taiwan	3 (5.3%)
Japan	2 (3.5%)	USA	8 (14.0%)
Malaysia	8 (14.0%)	Venezuela	1 (1.8%)
Total			57

Mainland

Province/City/Region	Number
Anhui	3 (0.3%)
Beijing	159 (15.4%)
Chongqing	30 (2.9%)
Fujian	38 (3.7%)
Guangdong	135 (13.0%)
Guangxi Zhuang	27 (2.6%)
Guizhou	9 (0.9%)
Hainan	23 (2.2%)
Hebei	7 (0.7%)
Heilongjiang	4 (0.4%)
Henan	41 (4.0%)
Hubei	35 (3.4%)
Hunan	31 (3.0%)
Jiangsu	72 (7.0%)
Jiangxi	11 (1.1%)
Jilin	4 (0.4%)
Liaoning	33 (3.2%)
Macau	55 (5.3%)
Shaanxi	29 (2.8%)
Shandong	43 (4.2%)
Shanghai	83 (8.0%)
Shanxi	4 (0.4%)
Sichuan	50 (4.8%)
Tianjin	29 (2.8%)
Xinjiang Uygur	1 (0.1%)
Yunnan	9 (0.9%)
Zhejiang	70 (6.8%)
Total	1,035

Student Admission

UGC-funded Programmes

Undergraduate*					Subtotal	Total	
Degree	Full-time	3,225	Part-time	—	3,225	3,225	
	Local	2,916	Non-local	309			
Postgraduate							
Pg Diploma	Full-time	301	Part-time	399	700	1,462	
	Local	700	Non-local	—			
Research Master	Full-time	365	Part-time	8	373		
	Local	240	Non-local	133			
Taught Master	Full-time	51	Part-time	—	51		
	Local	49	Non-local	2			
Research Doctoral	Full-time	307	Part-time	31	338		
	Local	81	Non-local	257			
Total							4,687

Self-financed Programmes

Undergraduate					Subtotal	Total	
Degree	Full-time	—	Part-time	60	60	60	
	Local	60	Non-local	—			
Postgraduate							
Pg Diploma	Full-time	25	Part-time	212	237	3,814	
	Local	235	Non-local	2			
Taught Master	Full-time	607	Part-time	2,941	3,548		
	Local	2,846	Non-local	702			
Taught Doctoral	Full-time	—	Part-time	29	29		
	Local	29	Non-local	—			
Total							3,874

Pg Postgraduate

* Figures as at 28 September 2007



Student Exchange 2007–08

Distribution of Outgoing Undergraduate Students by Destination

Country/Region	Number
Australia	17 (2.7%)
Belgium	2 (0.3%)
Canada	62 (10.0%)
Denmark	30 (4.8%)
Finland	12 (1.9%)
France	21 (3.4%)
Germany	18 (2.9%)
Ireland	4 (0.6%)
Italy	7 (1.1%)
Japan	48 (7.8%)
Korea	34 (5.5%)
Mainland China	62 (10.0%)
Mexico	2 (0.3%)
New Zealand	2 (0.3%)
Norway	2 (0.3%)
Singapore	18 (2.9%)
South Africa	2 (0.3%)
Spain	3 (0.5%)
Sweden	29 (4.7%)
Switzerland	5 (0.8%)
Taiwan	12 (1.9%)
The Netherlands	30 (4.8%)
UK	16 (2.6%)
USA	181 (29.2%)
Total	619



Distribution of Incoming Undergraduate Students by Place of Origin

Country/Region	Number
Australia	15 (2.4%)
Canada	42 (6.7%)
Czech Republic	2 (0.3%)
Denmark	14 (2.2%)
Finland	10 (1.6%)
France	21 (3.4%)
Germany	26 (4.2%)
India	1 (0.2%)
Ireland	6 (1.0%)
Italy	8 (1.3%)
Japan	29 (4.6%)
Korea	19 (3.0%)
Mainland China	63 (10.1%)
Mexico	12 (1.9%)
New Zealand	5 (0.8%)
Norway	2 (0.3%)
Singapore	27 (4.3%)
Spain	4 (0.6%)
Sweden	25 (4.0%)
Switzerland	12 (1.9%)
Taiwan	10 (1.6%)
The Netherlands	39 (6.3%)
UK	13 (2.1%)
USA	219 (35.1%)
Total	624

Number of Exchange Partners: 188

Number of Exchange Countries/Regions: 26



G

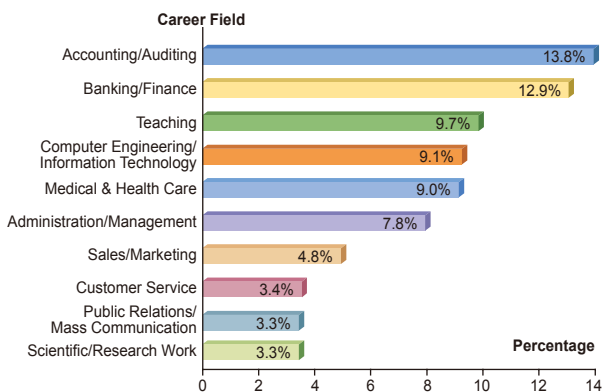
raduates and Alumni

Graduates

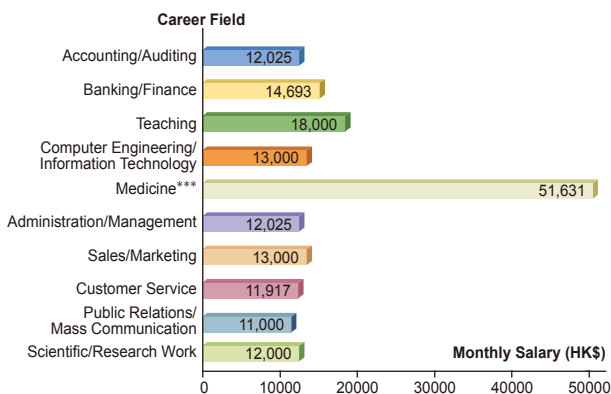
Number of First Degrees and Higher Degrees Awarded in 2007

Degree	Number
Bachelor of Arts	437
Bachelor of Business Administration	541
Bachelor of Education	68
Bachelor of Engineering	363
Bachelor of Medical Sciences	4
Bachelor of Medicine and Bachelor of Surgery	149
Bachelor of Nursing	133
Bachelor of Pharmacy	26
Bachelor of Chinese Medicine	30
Bachelor of Science	530
Bachelor of Social Science	488
Subtotal	2,769
Doctor of Medicine	8
Doctor of Philosophy	214
Doctor of Education	3
Master of Philosophy	325
Master of Arts	1,102
Master of Divinity	11
Master of Fine Arts	2
Master of Accountancy	19
Master of Business Administration	406
Master of Professional Accountancy	121
Master of Education	129
Master of Clinical Pharmacy	19
Master of Family Medicine	2
Master of Nursing	16
Master of Occupational Medicine	4
Master of Public Health	28
Master of Chinese Medicine	8
Master of Science	732
Master of Architecture	36
Master of Social Science	214
Master of Social Work	51
Juris Doctor	2
Master of Laws	56
Subtotal	3,508
Total	6,277

Major Career Fields of 2007 First Degree Holders*



Median Starting Monthly Salary of 2007 First Degree Holders**



* Figures as at 31 March 2008 and excluding medical graduates

** Figures as at 31 March 2008

*** The average monthly salary (including all allowances) of the medical graduates of the previous year after completion of the prescribed one-year internship

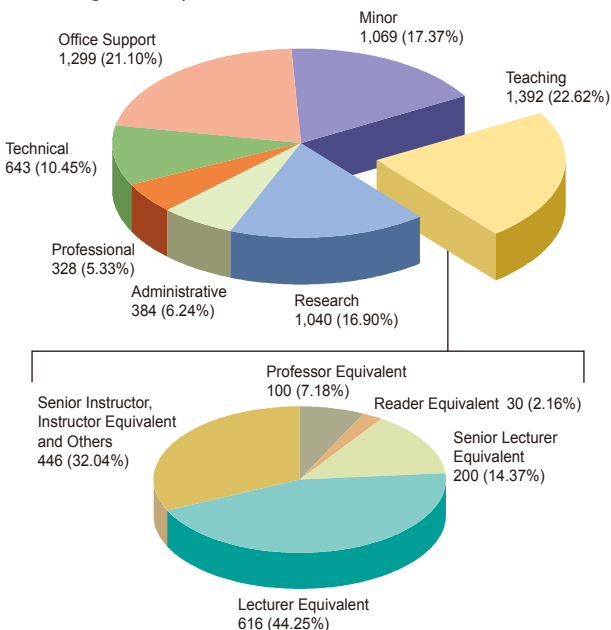
Alumni

Number of Alumni Associations: 88

Distribution of Graduates by Graduation Year

Graduation Year	Number
2001 and after	42,310
1991–2000	36,165
1981–1990	17,315
1971–1980	9,429
1970 and before	4,515
Total	109,734

Distributions of Full-time Staff by Job Type and Teaching Staff by Job Grade



Total Number of Full-time Staff: 6,155

Academic Honourees and Awardees

	Number
Nobel Laureates	2
Fields Medalist	1
Turing Award Winner	1
IEEE Fellows	17
Academicians of the Chinese Academy of Sciences	5
Foreign Academicians of the Chinese Academy of Sciences	4
Academicians of the Chinese Academy of Engineering	2
Academicians of Academia Sinica	8
Winners of the State Natural Science Award	9
Awardees of the Croucher Senior Research Fellowship	11
Awardees of the Croucher Senior Medical Research Fellowship	4
Fellows of the American Physical Society	5

Five Areas for Focused Research Investment

- Chinese Studies
- Biomedical Sciences
- Information Sciences
- Economics and Finance
- Geoinformation and Earth Sciences

Areas of Excellence*

- Centre for Research into Circulating Fetal Nucleic Acids
- Chinese Medicine Research and Further Development
- Centre for Plant and Agricultural Biotechnology
- Information Technology

Research Institutes

- The Asia-Pacific Institute of Business
- CAS-CUHK Shenzhen Institute of Advanced Integration Technology
- Hong Kong Cancer Institute
- Hong Kong Institute of Asia-Pacific Studies
- Hong Kong Institute of Diabetes and Obesity
- Hong Kong Institute of Educational Research
- Institute of Biotechnology
- Institute of Chinese Medicine
- Institute of Chinese Studies
- Institute of Digestive Disease
- Institute of Economics
- Institute of Human Communicative Research
- The Institute of Mathematical Sciences
- Institute of Optical Science and Technology
- Institute of Plant Molecular Biology and Agricultural Biotechnology
- Institute of Precision Engineering
- Institute of Science and Technology
- Institute of Space and Earth Information Science
- Institute of Theoretical Computer Science and Communications
- Institute of Theoretical Physics
- Institute of Vascular Medicine
- Li & Fung Institute of Supply Chain Management & Logistics
- Li Ka Shing Institute of Health Sciences
- Research Institute for the Humanities
- Shun Hing Institute of Advanced Engineering

* Selected and supported by the University Grants Committee



Joint Research Units

- Brain Research Centre
- CUHK/Tsinghua University Joint R&D Program on Chinese Enterprise Internet Operations
- CUHK–Zhejiang University Joint Laboratory on Natural Products and Toxicology Research
- Epithelial Cell Biology Research Centre
- Institute of South-China Classical Texts Studies
- The Joint Center for Advanced Photonics Research of The Chinese University of Hong Kong and Zhejiang University
- Joint Centre for Intelligence Engineering
- Joint Laboratory for Geoinformation Science
- Joint Laboratory for Plant Molecular Biology and Biotechnology
- The Joint Laboratory for Regenerative Medicine, The Chinese University of Hong Kong–Ji Nan University
- CUHK–Peking University Joint Research Centre for Biomedical Engineering
- The Joint Scoliosis Research Centre of The Chinese University of Hong Kong and Nanjing University
- Microsoft–CUHK Joint Laboratory for Human-Centric Computing and Interface Technologies
- Research Centre for Botanical Immunomodulators
- The Shanghai–Hong Kong–Anson Research Foundation for CAS and CUHK in Molecular Biosciences
- Shanghai–Hong Kong Development Institute
- Shanghai–Hong Kong Joint Laboratory in Chemical Synthesis

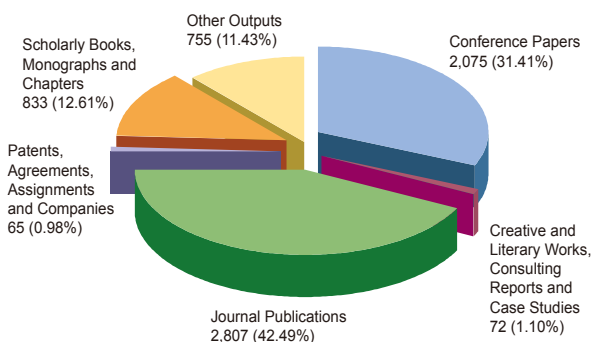
State Key Laboratories

- State Key Laboratory in Oncology in South China (CUHK)
- State Key Laboratory for Agrobiotechnology (CUHK) (established in April 2008)

Number of Projects and Amount Awarded by Research Grants Council Earmarked Research Grant 2007–08

Discipline	Number of Projects	Amount Awarded (HK\$ million)
Biology & Medicine	45	40.910
Engineering	51	28.609
Humanities, Social Sciences & Business Studies	42	25.073
Physical Sciences	29	12.894
Total	167	107.486

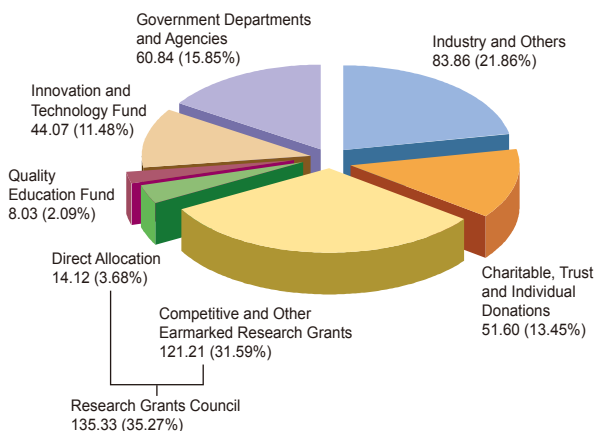
Research Output Distribution 2006–07*



Total: 6,607 items

* For the period from 1 July 2006 to 30 June 2007

Major Sources of External Research Funding 2006–07** (HK\$ million)



Total: HK\$383.73 million

** For the year ended 30 June 2007

Facilities

Library

The University Library System comprises seven libraries. They are:

- University Library
- Chung Chi College Elisabeth Luce Moore Library
- New Asia College Ch'ien Mu Library
- United College Wu Chung Multimedia Library
- Architecture Library
- Li Ping Medical Library
- Lee Quo Wei Law Library

Library Resources	Number
Seats	2,500
Holdings	2,097,500 volumes
Periodicals	19,800 titles
Electronic Journals	75,000
Electronic Databases	630
Public Computers	437
ClassNet Connection Points	180
Wireless Network Access Points	40
Registered Library Users	42,665*

* Figures as at 10 March 2008



Campus Computer Network

	Outlet Ports	Active Nodes
Campus Network Nodes		
On Campus	28,075	14,627
Off Campus	4,561	3,075
Total	32,636	17,702
Dial-up		
Modem Pool	483	100
Broadband VPN	1,500	281
Total	1,983	381
Buildings with Optical Fibre Connection		
Prince of Wales Hospital	12	
On Campus	107	
Total	119	
Department Sub-network Served	113	

Student Hostel Places

	Number of Places
I-Houses	254
Postgraduate Halls	946
Chung Chi College (Hua Lien Tang, Lee Shu Pui Hall, Madam S.H. Ho Hall, Ming Hua Tang, Pentecostal Mission Hall Complex High Block, Pentecostal Mission Hall Complex Low Block, Theology Building, Wen Chih Tang, Wen Lin Tang, Ying Lin Tang)	1,413
New Asia College (Chih Hsing Hall, Daisy Li Hall, Grace Tien Hall, Xuesi Hall)	1,066
United College (Adam Schall Residence, Bethlehem Hall, Chan Chun Ha Hostel, Hang Seng Hall)	1,048
Shaw College (Kuo Mou Hall, Student Hostel II)	1,160
Madam S.H. Ho Hostel for Medical Students	248
Total	6,135

Museum, Galleries and Cultural Facilities

Art Museum

Collects, preserves, researches and exhibits artefacts from ancient and pre-modern China. Presents Chinese art and culture to CUHK members and the public.

Chung Chi College Archive

Carries information on Chung Chi College history and campus developments.

The Shum Choi Sang United College Archives

Contains over 190 items related to United College history.

Hui Gallery

A venue for art exhibitions, established to promote cultural life on campus.

Sir Run Run Shaw Hall

A multi-purpose cultural centre providing venue and services for large-scale functions. Also supports cultural and arts programmes of the Office of the Arts Administrator.

Lee Hysan Concert Hall

A 269-seat facility with stage and pipe organ, catering for orchestral and solo musical performances.

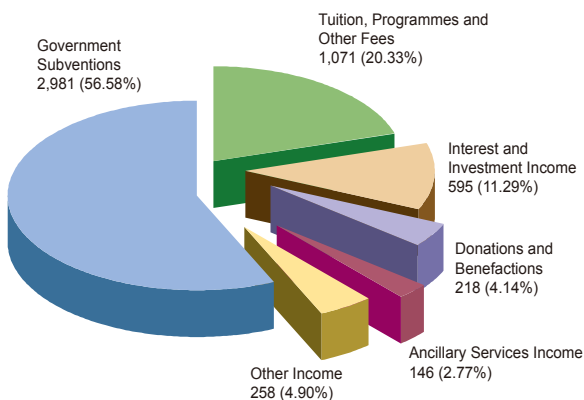
Chung Chi College Chapel

A 1,200-seat facility for religious events, weddings, college assemblies and lectures.

Sports Facilities

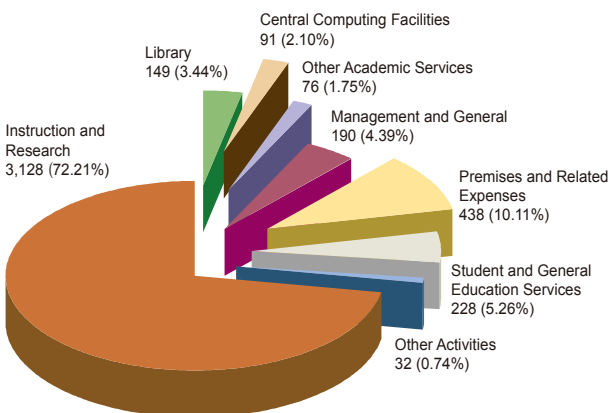
	Number
Swimming Pool (50 m)	1
Sports Fields (with running tracks and soccer pitch)	2
Tennis Courts	13
Squash Courts	8
Indoor Gymnasiums	3
Games Rooms	5
Water Sports Centre	1
Fitness Rooms	4
Outdoor Playgrounds	6
Basketball Practice Court	1
Archery Practical Range	1

Income Analysis 2006–07* (HK\$ million)



Total Income: HK\$5,269 million

Expenditure Analysis 2006–07* (HK\$ million)



Total Expenditure: HK\$4,332 million

* For the year ended 30 June 2007

Compiled, edited and designed by
Information Services Office
The Chinese University of Hong Kong
Telephone: 2609 8583
Fax: 2603 6864
E-mail: iso@cuhk.edu.hk
Website: www.cuhk.edu.hk/iso/

The Chinese University of Hong Kong

Results & Figures

+1.80% 2008

+4.70%

+8.28%

+1.18%

The Chinese University of Hong Kong

Shatin, NT

Hong Kong SAR

The People's Republic of China

Telephone : 2609 7000 / 2609 6000

Fax : 2603 5544

Website : www.cuhk.edu.hk