



HKPISA



Overview of Accomplishment & Challenges of Hong Kong Basic Education:

From PISA 2000+ to PISA 2015

Esther Sui-chu HO
Director

Hong Kong Centre for International Student Assessment
16 December 2016
The Chinese University of Hong Kong

Contents

- Content of Assessment in PISA
- Major Findings in PISA 2015
- Major Factors Related to Student Performance
- Major Accomplishment and Challenges of Hong Kong Basic Education

Content of Assessment in PISA

Research Design

- Age-based target population (15-year-olds)
- National samples of 150 schools with at least 5,400* students (Computer-based assessment)
- Two hours of computer-based assessment for each student
- Contextual questionnaires for students, parents, teachers and schools (30 mins each)
- Sample: 510,000 students from 72 participating countries/economies

Content of Assessment in PISA

- 3 Literacy Domains
- Rotating major domains

Scientific Literacy



2006
2015

Mathematical Literacy



2003
2012

Reading Literacy



2000
2009

Instruments

- ◊ Computer-based Assessment: Science, Reading, Mathematics, Problem Solving (2015)
- ◊ Questionnaires

72 Countries/Economies Participating in PISA 2015

OECD Countries			Partner Countries (Non-OECD Countries/Economies)		
Australia	Iceland	Portugal	Albania	Georgia	Peru
Austria	Ireland	Slovak Republic	Algeria	Hong Kong-China	Qatar
Belgium	Israel	Slovenia	Argentina	Indonesia	Romania
Canada	Italy	Spain	Brazil	Jordan	Russian Federation
Chile	Japan	Sweden	China (B-S-J-G)*	Kazakhstan	Singapore
Czech Republic	Korea	Switzerland	Bulgaria	Kosovo	Thailand
Denmark	Latvia	Turkey	Chinese Taipei	Lebanon	Trinidad and Tobago
Estonia	Luxembourg	United Kingdom	Colombia	Lithuania	Tunisia
Finland	Mexico	United States	Costa Rica	Macao-China	United Arab Emirates
France	Netherlands		Croatia	Malaysia	Uruguay
Germany	New Zealand		Cyprus	Malta	Vietnam
Greece	Norway		Dominican Republic	Moldova	
Hungary	Poland		Republic of Macedonia	Montenegro	

* China (B-S-J-G) refers to the four PISA participating provinces or cities in China : Beijing, Shanghai, Jiangsu and Guangdong.

HKPISA 2015 Research Team

Principal Investigator

- Ho Sui Chu, Esther, Department of Educational Administration and Policy, CUHK

Project Advisor

- J. Douglas Willms, University of New Brunswick, Canada

Project Leaders

- Chung Yue Ping, Department of Educational Administration and Policy, CUHK
- Wong Hin Wah, Department of Curriculum and Instruction, CUHK
- Tsang Wing Kwong, Department of Educational Administration and Policy, CUHK

Experts in Science Education

- Cheung Sin Pui, Derek, Department of Curriculum and Instruction, CUHK
- Chu Lee Man, School of Life Sciences, CUHK
- Lau Kwok Chi, Victor, Department of Curriculum and Instruction, CUHK
- Lam Yuk Ping, Terence, Hong Kong Centre for International Student Assessment, CUHK
- Mak Kin Wah, Kendrew, Department of Chemistry, CUHK
- Ng Pun Hon, Department of Curriculum and Instruction, CUHK
- Wong Kwan Yin, Leo, Hong Kong Centre for International Student Assessment, CUHK

HKPISA 2015 Research Team

Experts in Mathematics Education and Problem Solving

- Au Kwok Keung, Thomas, Department of Mathematics, CUHK
- Mak Hok Kiu, Edward, Hong Kong Centre for International Student Assessment, CUHK
- Shiu Ling Po, Department of Educational Psychology, CUHK
- Tse Chi Shing, Department of Educational Psychology, CUHK
- Wan Yau Heng, Department of Mathematics, CUHK
- Wong Ka Lok, Faculty of Education, HKU
- Wong Ka Ming, Faculty of Engineering Technologies, North Glasgow College, UK

Experts in Language Education

- Chun Ka Wai, Cecilia, Department of Curriculum and Instruction, CUHK
- Lau Kit Ling, Dinky, Department of Curriculum and Instruction, CUHK
- Man Yee Fun, Evelyn, Department of Curriculum and Instruction, CUHK
- Man Ying Ling, Department of Chinese Language Studies, EdUHK
- Tong Choi Wai, Quality School Improvement Project, HKIER, CUHK

Experts in Policy Analysis

- Chung Yue Ping, Department of Educational Administration and Policy, CUHK
- Li Jun, Faculty of Education, HKU
- Ou Dongshu, Department of Educational Administration and Policy, CUHK
- Pun Wai Yin, Department of Statistics, CUHK
- Wong Hin Wah, Department of Curriculum and Instruction, CUHK

Experts in Computer-based Assessment

- Jong Siu Yung Morris, Department of Curriculum and Instruction, CUHK
- Lee Ho Man Jimmy, Department of Computer Science and Engineering, CUHK
- Pun Sai Wing, Department of Curriculum and Instruction, CUHK

HKPISA 2015 Regional Advisory Committee

Chairperson

- Cheng Kai Ming, Division of Policy, Administration and Social Sciences Education, HKU

CUHK Members

- Wong Hin Wah, Department of Curriculum and Instruction, CUHK
- Tsang Wing Kwong, Department of Educational Administration and Policy, CUHK
- Ho Sui Chu, Esther, Department of Educational Administration and Policy, CUHK

EDB Members

- Choi Ho Pun, Education Commission and Planning Division, EDB
- Wan Yuen Fan, Fanny, Education Commission and Planning Division, EDB
- Tse Yuen Ching, Curriculum Development Institute, EDB
- Li Wai Shing, Education Commission and Planning Division, EDB

Representative of Hong Kong Subsidized Secondary School

- Poon Suk Han, Halina, C&MA Sun Kei Secondary School

Representative of Hong Kong Association for Science and Mathematics Education

- Wong Wing Kei, Stephen, Kwai Chung Methodist College

HKCISA Centre Advisors to RAC

- Pang King Chee, K C Pang Consultants Ltd
- Tso Kai Lok, Elegantia College

HKPISA 2015 Sampling

Explicit Strata	Implicit Strata	Total Number of Schools	Number of Participating Schools
Government	High Ability	15	6
	Medium Ability	7	2
	Low Ability	8	2
Aided	High Ability	119	45
	Medium Ability	115	37
	Low Ability	124	28
	(N/A)	1	1
Independent#	Local (DSS*)	59	17
	International	33	0
Total		481	138

#There is no implicit stratification for independent schools.

*DSS refers to schools under the Direct Subsidy Scheme.

Grade Distribution (HKPISA2015)

Grade/Form	Number of Participating Students	Proportion (%)
7/S1	59	1.1
8/S2	286	5.3
9/S3	1384	25.8
10/S4	3612	67.4
11/S5	18	0.3
Total	5359	100

Demographic Features of Participating Students

	Number of Participating Students	Proportion (%)
Sex		
Female	2675	49.9
Male	2684	50.1
Total	5359	100
Place of Birth		
Hong Kong	3962	73.9
Non-Hong Kong	1227	22.9
Data Missing	170	3.2
Total	5359	100
Immigrant Status		
Native	3364	62.8
Second-Generation	1103	20.6
First-Generation	705	13.2
Data Missing	187	3.5
Total	5359	100

Major Findings PISA 2015 Top 10

Science			Reading			Mathematics		
Countries/Economies	Mean	S.E.	Countries/Economies	Mean	S.E.	Countries/Economies	Mean	S.E.
Singapore	556	(1.2)	Singapore	535	(1.6)	Singapore	564	(1.5)
Japan	538	(3.0)	Hong Kong-China	527	(2.7)	Hong Kong-China	548	(3.0)
Estonia	534	(2.1)	Canada	527	(2.3)	Macao-China	544	(1.1)
Chinese Taipei	532	(2.7)	Finland	526	(2.5)	Chinese Taipei	542	(3.0)
Finland	531	(2.4)	Ireland	521	(2.5)	Japan	532	(3.0)
Macao-China	529	(1.1)	Estonia	519	(2.2)	China (B-S-J-G)	531	(4.9)
Canada	528	(2.1)	Korea	517	(3.5)	Korea	524	(3.7)
Viet Nam	525	(3.9)	Japan	516	(3.2)	Switzerland	521	(2.9)
Hong Kong-China	523	(2.5)	Norway	513	(2.5)	Estonia	520	(2.0)
China (B-S-J-G)	518	(4.6)	New Zealand	509	(2.4)	Canada	516	(2.3)

Trend of Hong Kong Student Performance

Cycle	Science [#]		Mathematics ^{##}		Reading ^{###}	
	Mean	S.E.	Mean	S.E.	Mean	S.E.
2000+	541	3.0	560	3.3	525	2.9
2003	539	4.3	550	4.5	510	3.7
2006	542	2.5	547	2.7	536	2.4
2009	549	2.8	555	2.7	533	2.1
2012	555	2.6	561	3.2	545	2.8
2015	523	2.5	548	3.0	527	2.7

[#] indicates that the science performance in 2015 is significantly lower than that from 2006 to 2012.

^{##} indicates that the mathematics performance in 2015 is significantly lower than that in 2012.

^{###} indicates that the reading performance in 2015 is significantly higher than that in 2003 and lower than that in 2012.

Percentage of Students at Each Proficiency Level in Science in PISA 2015 (Hong Kong & OECD Countries)

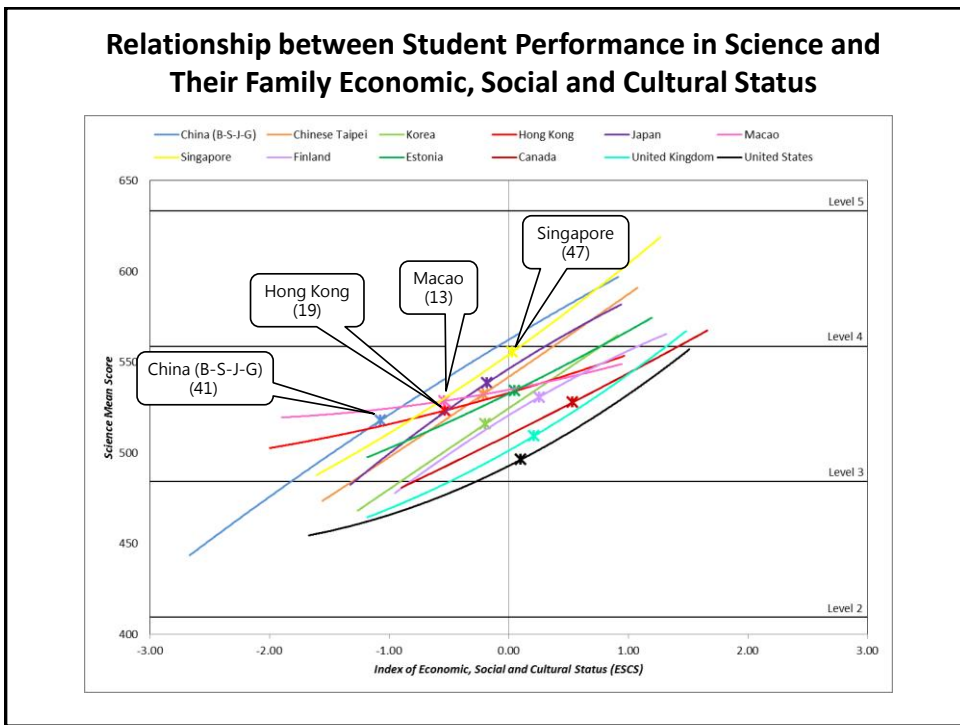
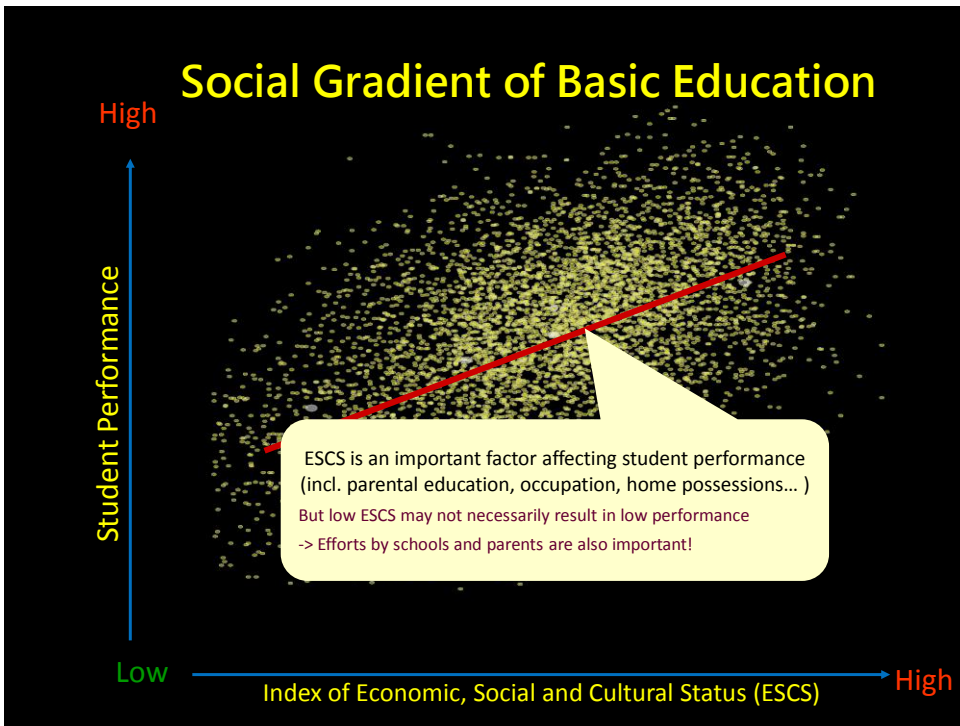
	Lower score limit	Hong Kong	OECD Average	Difference [#] (HK-OECD)	
Level 6	708	0.4%	1.1%	-0.6%	***
Level 5	633	6.9%	6.7%	0.3%	***
Level 4	559	27.4%	19.0%	8.4%	***
Level 3	484	36.1%	27.2%	8.9%	***
Level 2	410	19.7%	24.8%	-5.1%	***
Level 1a	335	7.8%	15.7%	-8.0%	***
Level 1b	261	1.6%	4.9%	-3.4%	***
Below Level 1b		0.1%	0.6%	-0.5%	***

HK (7.4%) vs OECD (7.7%):
0.4% less at Level 5 or above

HK (90.6%) vs OECD (78.8%):
11.8% more at Level 2 or above

*** Significant difference ($p < 0.001$)

The minor discrepancy in the difference is due to rounding of numbers.



Change in Science Score for Every Unit Increase of Individual Economic, Social and Cultural Status

	PISA 2006		PISA 2009		PISA 2012		PISA 2015	
	Social Gradient	S.E.	Social Gradient	S.E.	Social Gradient	S.E.	Social Gradient	S.E.
Science	26	(2.3)	19	(2.3)	21	(2.3)	19	(2.0)
Reading	22	(2.4)	17	(2.2)	20	(2.5)	19	(2.2)
Mathematics	26	(2.5)	24	(2.3)	27	(2.6)	22	(2.3)

	Difference		
	2015 - 2006	2015 - 2009	2015 - 2012
Science	-7 *	0	-2
Reading	-3	2	-1
Mathematics	-5	-2	-5

Effect of ESCS on Science Performance (PISA 2006 & 2015)

	Effect of Individual ESCS		Effect of School Mean ESCS	
	Change in science score for every unit increase of individual ESCS	S.E.	Change in science score for every unit increase of school mean ESCS	S.E.
2006	26	(2.3)	72	(8.3)
2015	19	(2.0)	55	(4.9)
Diff.	-7	(0.3)	-17	(3.4)

The effect of individual ESCS has decreased, but the effect of school mean ESCS is still significant and substantial!

Effect of ESCS on Mathematics Performance (PISA 2003 & 2012)

	Effect of Individual ESCS		Effect of School Mean ESCS	
	Change in mathematics score for every unit increase of individual ESCS	S.E.	Change in mathematics score for every unit increase of school mean ESCS	S.E.
2003	31.2	(2.9)	90.4	(10.8)
2012	27.0	(2.6)	65.1	(7.9)
Diff.	-4.2	(3.9)	-25.3	(13.4)

**The effect of individual ESCS has decreased,
 but the effect of school mean ESCS is still
 significant and substantial!**

Effect of ESCS on Reading Performance (PISA 2000+ & 2009)

	Effect of Individual ESCS		Effect of School Mean ESCS	
	Change in reading score for every unit increase of individual ESCS	S.E.	Change in reading score for every unit increase of school mean ESCS	S.E.
2000+	28	(2.6)	71	(11.8)
2009	17	(2.2)	32	(14.2)
Diff.	-11	(3.4)	-39	(21.1)

**The effect of individual ESCS has decreased,
 but the effect of school mean ESCS is still
 significant and substantial!**

Equality of Basic Education

- High vs Low Achievers
- Boys vs Girls
- Local and Immigrant Students

Student Performance at 5th & 95th Percentile (From 2006 to 2015)

Comparison of High and Low Achievers' Performance in Science, Reading and Mathematics
from PISA 2006 to PISA 2015

Percentile	PISA 2006				PISA 2009				PISA 2012				PISA 2015			
	5th		95th		5th		95th		5th		95th		5th		95th	
	Mean score	S.E.	Mean score	S.E.	Mean score	S.E.	Mean score	S.E.	Mean score	S.E.	Mean score	S.E.	Mean score	S.E.	Mean score	S.E.
Science	380	(6.2)	682	(3.1)	393	(7.3)	681	(3.3)	403	(7.1)	679	(3.4)	379	(5.5)	646	(3.2)
Reading	390	(6.2)	660	(2.7)	380	(5.5)	659	(3.1)	391	(6.4)	672	(4.1)	372	(5.6)	656	(3.5)
Mathematics	386	(6.1)	692	(4.8)	390	(5.1)	703	(4.7)	391	(5.9)	709	(4.3)	389	(5.8)	687	(4.6)

Student Performance at 5th & 95th Percentile (From 2006 to 2015)

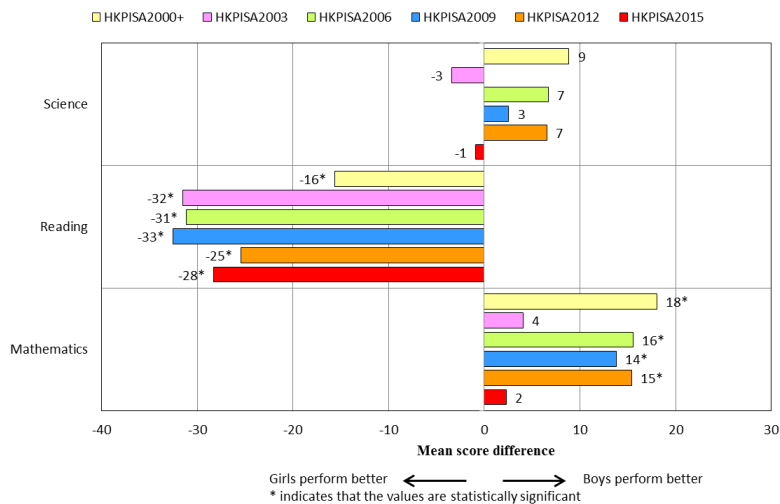
Percentile	Difference [#]					
	2015 - 2006		2015 - 2009		2015 - 2012	
	5th	95th	5th	95th	5th	95th
Science	-1	-36 ***	-14	-35 ***	-24 *	-34 ***
Reading	-18	-4	-8	-2	-19	-16 *
Mathematics	4	-5	-1	-16 *	-1	-22 **

The minor discrepancy in the difference is due to rounding of numbers.

The mean scores of both high and low achievers have dropped, but the decline of high achievers is greater than that of low achievers.

The science mean score of high achievers has dropped significantly from 2006,2009,2012 to 2015; the reading mean score of high achievers has dropped significantly from 2012 to 2015 ; the mathematics mean score of high achievers has also dropped significantly from 2009, 2012 to 2015.

Gender Differences in Scientific, Reading and Mathematical Literacy of Hong Kong Students (From HKPISA 2000+ to 2015)



Gender Difference in Science, Reading and Mathematics Performance (From HKPISA 2006 to 2015)

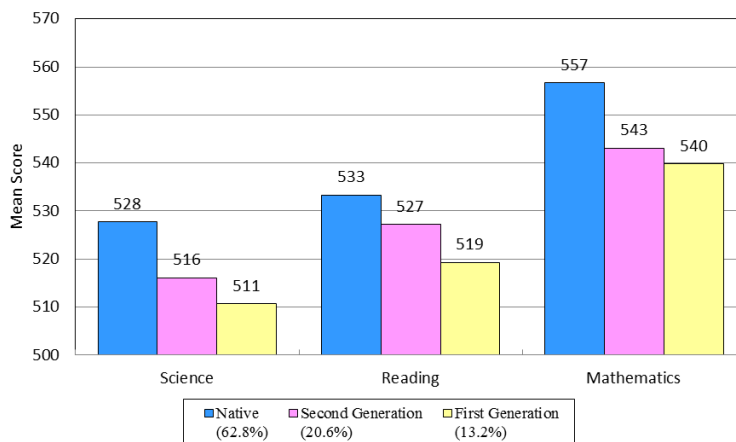
	PISA 2006		PISA 2009		PISA 2012		PISA 2015									
	Boys		Girls		Boys		Girls									
	Mean score	S.E.	Mean score	S.E.	Mean score	S.E.	Mean score	S.E.								
Science	546	(3.5)	539	(3.5)	550	(3.8)	548	(3.4)	558	(3.6)	551	(3.1)	523	(3.1)	524	(3.4)
Reading	520	(3.5)	551	(3.0)	518	(3.3)	550	(2.8)	533	(3.8)	558	(3.3)	513	(3.4)	541	(3.6)
Mathematics	555	(3.9)	540	(3.7)	561	(4.2)	547	(3.4)	568	(4.6)	553	(3.9)	549	(3.6)	547	(4.3)

	Difference#					
	2015 - 2006		2015 - 2009		2015 - 2012	
	Boys	Girls	Boys	Girls	Boys	Girls
Science	-23 ***	-15 *	-27 ***	-24 ***	-35 ***	-28 ***
Reading	-8	-10	-5	-9	-20 **	-17 *
Mathematics	-6	7	-12	0	-19 **	-6

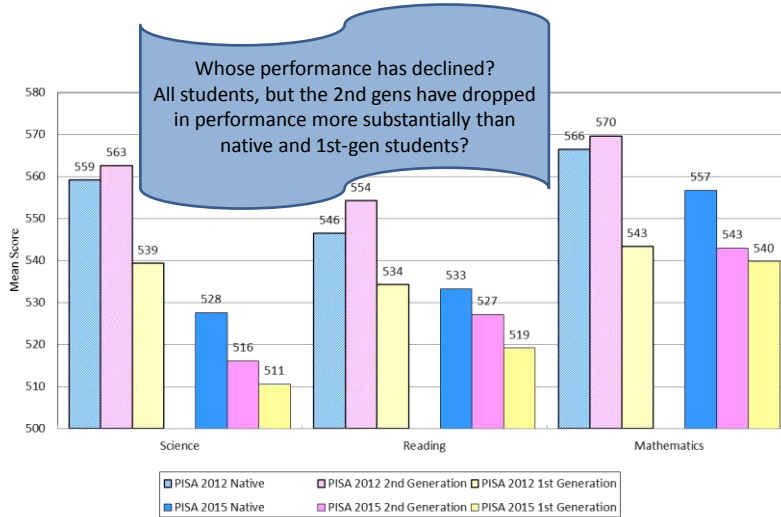
The minor discrepancy in the difference is due to the rounding of numbers.

Whose performance has declined?
 Both boys and girls, but the boys have
 dropped in performance more
 substantially than girls in all 3 domains?

Literacy Performance of Local and Immigrant Students in Hong Kong (PISA 2015)



Literacy Performance of Local and Immigrant Students in Hong Kong (PISA 2012 vs 2015)



Factors Related to Student Performance

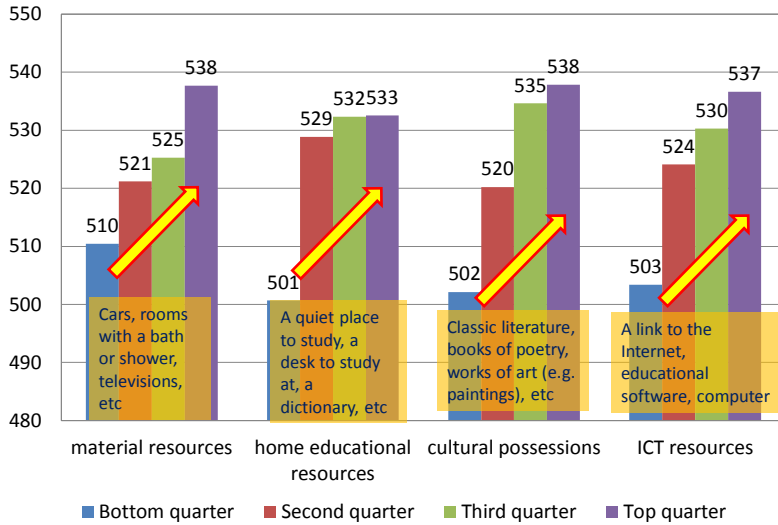
*Parent Level:

- **Parental Involvement**
- **Parental Investment**

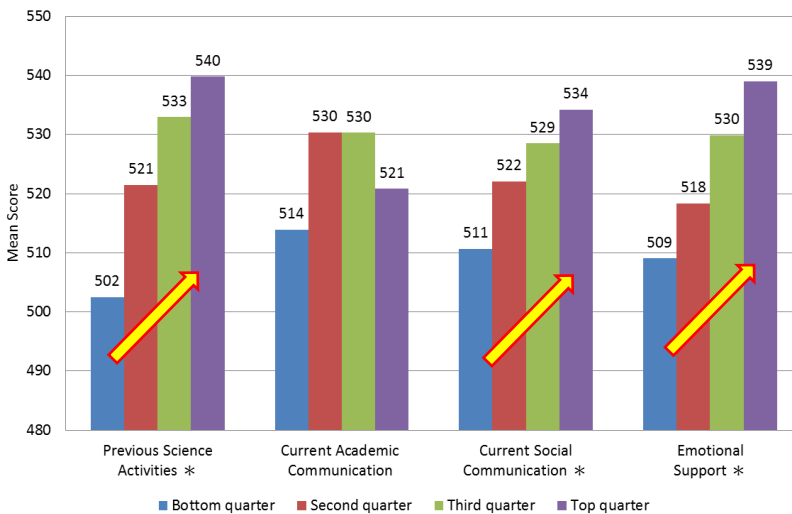
*Teacher Level:

- **Teacher-directed science instruction**
- **Adaptive instruction**
- **Perceived feedback**
- **Enquiry-based science instruction**

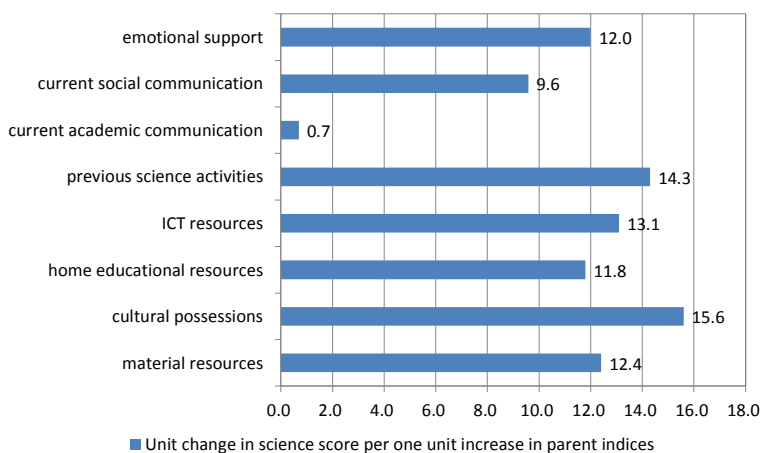
Relationship between Parental Investment and Students' Scientific Literacy Performance (PISA 2015)



Relationship between Parental Involvement and Students' Scientific Literacy Performance (PISA 2015)



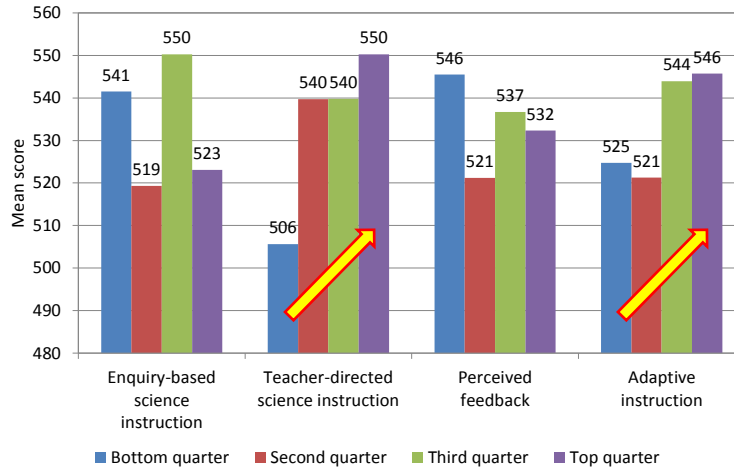
*Relative Effects of Parental Factors on Students' Science Performance (PISA 2015)



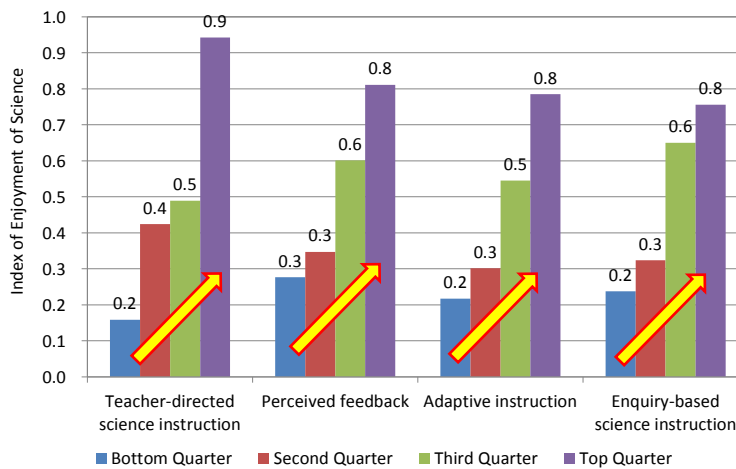
Indices of Teaching Strategies in Science Class (PISA 2015)

Teaching strategies used by science teachers	PISA 2015	
	Mean	S.E.
Teacher-directed science instruction	0.11	(0.02)
Adaptive instruction	0.08	(0.03)
Perceived feedback	0.16	(0.03)
Enquiry-based science instruction	0.10	(0.02)

Relationship between Teaching Strategies and Science Performance (PISA 2015)

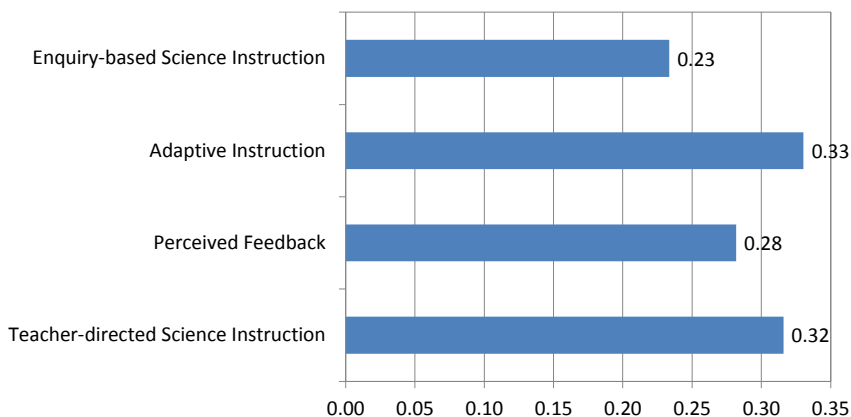


Relationship between Teaching Strategies and Students' Enjoyment of Science (PISA 2015)



Relative Effects of Teaching Strategies on Students' Enjoyment of Science (PISA 2015)

Association of Teaching Strategies with Enjoyment of Science



Accomplishment (From PISA 2000+ to 2015)

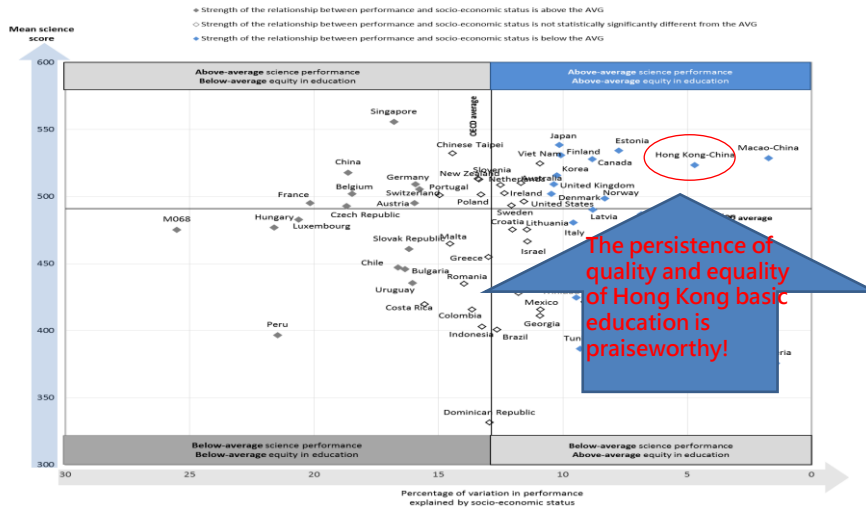
Quality:

- **Keep performing at the top 10** in science, reading and mathematics
- The four constructs of **teaching practices** are above the OECD average, and **all of them** are significant contributors to students' **enjoyment of science**; **teacher-directed instruction** and **adaptive instruction** are significant contributors to students' **scientific literacy performance**.

Equality:

- Girls' performances in **mathematics and science** are no longer worse than boys'
- **Social gradient** is consistently low: Achievement gap between high and low ESCS students is not large
- **Effect of school mean ESCS** has decreased (but is still significant and substantial)

Praiseworthy: Quality and Equality (PISA 2015)



Challenges

(From PISA 2000+ to 2015)

- **Science, reading and mathematics performances are worse than before**
- **Low percentage of high achievers in Hong Kong**
- **Boys continue to perform more poorly than girls in reading**
- **Newly arrived immigrant students have declined in performance: Both first- and second-generation immigrant students perform more poorly than local born students and they require more support**

Acknowledgement

Aberdeen Technical School
 Baptist Lui Ming Choi Secondary School
 Baptist Wing Lung Secondary School
 Bellios Public School
 Buddhist Tai Hung College
 Buddhist Wong Wan Tin College
 Caritas Fanling Chan Chun Ha Secondary School
 Caritas St. Joseph Secondary School
 Caritas Tuen Mun Marden Foundation Secondary School
 Carmel Divine Grace Foundation Secondary School
 Carmel Pak U Secondary School
 Chan Sui Ki (La Salle) College
 Cheung Sha Wan Catholic Secondary School
 China Holiness Church Living Spirit College
 Chiu Lut Sau Memorial Secondary School
 Choi Hung Estate Catholic Secondary School
 Christ College
 Christian & Missionary Alliance Sun Kei Secondary School
 Christian Alliance S W Chan Memorial College
 Christian Nationals' Evangelism Commission Lau Wing Sang Secondary School
 Clementi Secondary School
 Cognito College (Hong Kong)
 Confucian Tai Shing Ho Kwok Pui Chun College
 Cotton Spinners Association Secondary School
 Cumberland Presbyterian Church Yao Dao Secondary School
 Daughters of Mary Help of Christians Siu Ming Catholic Secondary School
 Delia Memorial School (Broadway)
 ELCHK Lutheran Secondary School
 Elegantia College (Sponsored by Education Convergence)
 Evangel College
 Fanling Kau Yan College
 Fanling Lutheran Secondary School
 Fukien Secondary School
 Fukien Secondary School (Siu Sai Wan)
 Fung Kai Liu Man Shek Tong Secondary School
 Fung Kai No.1 Secondary School
 Heep Yunn School
 Heung To Middle School
 Heung To Middle School (Tin Shui Wai)
 HHCKLA Buddhist Leung Chik Wai College
 HHCKLA Buddhist Ma Kam Chan Memorial English Secondary School
 Ho Dao College (Sponsored by Sik Sik Yuen)
 Ho Lap College (Sponsored by the Sik Sik Yuen)
 Ho Ngai College (Sponsored by Sik Sik Yuen)
 Ho Yu College and Primary School (Sponsored by Sik Sik Yuen)
 Holy Trinity College
 Homantin Government Secondary School
 Hon Wah College
 Hong Kong And Macau Lutheran Church Queen Maud Secondary School
 Hong Kong Baptist University Affiliated School
 Wong Kam Fai Secondary and Primary School
 Hong Kong Sheng Kung Hui Bishop Hall Secondary School
 Hong Kong Taoist Association Tang Hin Memorial Secondary School
 Hong Kong True Light College
 Hong Kong Weaving Mills Association Chu Shek Lun Secondary School
 Kau Yan College
 Kiangsu-Chekiang College (Shatin)
 King Ling College
 King's College
 Kowloon Sam Yuk Secondary School
 Kowloon Tong School (Secondary Section)
 Kwai Chung Methodist College
 Kwun Tong Kung Lok Government Secondary School
 Lee Kau Yan Memorial School
 Ling Liang Church M H Lau Secondary School
 Lingnan Secondary School
 Lions College
 Lung Kong World Federation School Limited Lau Wong Fat Secondary School
 Madam Lau Kam Lung Secondary School of Miou Fat Buddhist Monastery
 Maryknoll Convent School (Secondary Section)
 Munsang College
 Newman Catholic College
 Ning Po No.2 College
 Po Chiu Catholic Secondary School
 Po Leung Kuk Laws Foundation College
 Po Leung Kuk Lee Shing Pik College
 Po Leung Kuk Lo Kit Sing (1983) College
 Po Leung Kuk Mrs Ma Kam Ming-Cheung Fook Siem College
 Po Leung Kuk Tong Nai Kan Junior Secondary College
 Po Leung Kuk Vicwood K.T. Chong Sixth Form College
 Po Leung Kuk Wu Chung College
 Po Leung Kuk Yao Ling Sun College
 Pok Oi Hospital Tang Pui King Memorial College
 Pui Ching Middle School
 Pui Shing Catholic Secondary School
 Queen Elizabeth School
 Queen Elizabeth School Old Students' Association Secondary School
 Queen's College Old Boys' Association Secondary School
 S.K.H. Bishop Baker Secondary School
 S.K.H. Bishop Mok Sau Tseng Secondary School
 S.K.H. Lam Woo Memorial Secondary School

Acknowledgement

S.K.H. Leung Kwai Yee Secondary School
 S.K.H. Li Fook Hing Secondary School
 S.K.H. St. Simon's Lui Ming Choi Secondary School
 S.K.H. Tsang Shiu Tim Secondary School
 Sacred Heart Canossian College
 SALEM - Immanuel Lutheran College
 Shatin Tsung Tsin Secondary School
 Shau Kei Wan East Government Secondary School
 Sheung Shui Government Secondary School
 Shun Tak Fraternal Association Lee Shau Kee College
 Shun Tak Fraternal Association Leung Kau Kui College
 Shun Tak Fraternal Association Seaward Woo College
 South Tuen Mun Government Sec Sch
 St. Bonaventure College And High School
 St. Catharine's School For Girls, Kwun Tong
 St. Francis' Canossian College
 St. Francis Xavier's College
 St. Joseph's Anglo-Chinese School
 St. Joseph's College
 St. Louis School
 St. Margaret's Girls' College, Hong Kong
 St. Mark's School
 St. Paul's Co-Educational College
 St. Paul's College
 St. Paul's School (Lam Tin)
 St. Stephen's Church College
 St. Stephen's Girls' College
 St. Teresa Secondary School
 Stewards Ma Kam Ming Charitable Foundation Ma Ko Pan Memorial College
 Stewards Pooi Tun Secondary School
 Tack Ching Girls' Secondary School
 Tak Oi Secondary School
 The Association of Directors & Former Directors of Pok Oi Hospital Ltd. Leung Sing Tak College
 The Bishop Hall Jubilee School
 The Chinese Foundation Secondary School
 The Church of Christ In China Chuen Yuen College
 The Church of Christ In China Kei Chi Secondary School
 The Church of Christ In China Kei Long College
 The Church of Christ In China Kei San Secondary School
 The Church of Christ In China Kei To Secondary School
 The Church of Christ In China Rotary Secondary School
 The Hong Kong Chinese Christian Churches Union Logos Academy
 The Jockey Club Eduyoung College
 The Methodist Church Hong Kong Wesley College
 The Methodist Lee Wai Lee College
 The Mission Covenant Church Holm Glad College
 The Pentecostal Holiness Church Wing Kwong College
 The Salvation Army William Booth Secondary School
 The True Light Middle School of Hong Kong
 Tin Ka Ping Secondary School
 Tin Shui Wai Government Secondary School
 True Light Girls' College
 Tsuen Wan Government Secondary School
 Tsuen Wan Public Ho Chuen Yiu Memorial College
 Tsung Tsin Christian Academy
 Tuen Mun Catholic Secondary School
 Tung Wah Group of Hospitals Li Ka Shing College
 Tung Wah Group of Hospitals Lo Kon Ting Memorial College
 Tung Wah Group of Hospitals S.C. Gaw Memorial College
 Tung Wah Group of Hospitals Wong Fut Nam College
 Tung Wah Group of Hospitals Yau Tze Tin Memorial College
 United Christian College
 United Christian College (Kowloon East)
 Valtorta College
 Workers' Children Secondary School
 Yan Chai Hospital Law Chan Chor Si College
 Yan Chai Hospital Lim Por Yen Secondary School
 Yan Chai Hospital No. 2 Secondary School
 Yan Chai Hospital Wong Wha San Secondary School
 Yan Oi Tong Tin Ka Ping Secondary School
 Ying Wa College



HKPISA



Thank you !

For further information:

OECD/PISA

Website: www.pisa.oecd.org

E-mail: pisa@oecd.org

HKCISA Centre

Website: www.fed.cuhk.edu.hk/~hkcosa

E-mail: estherho@cuhk.edu.hk