
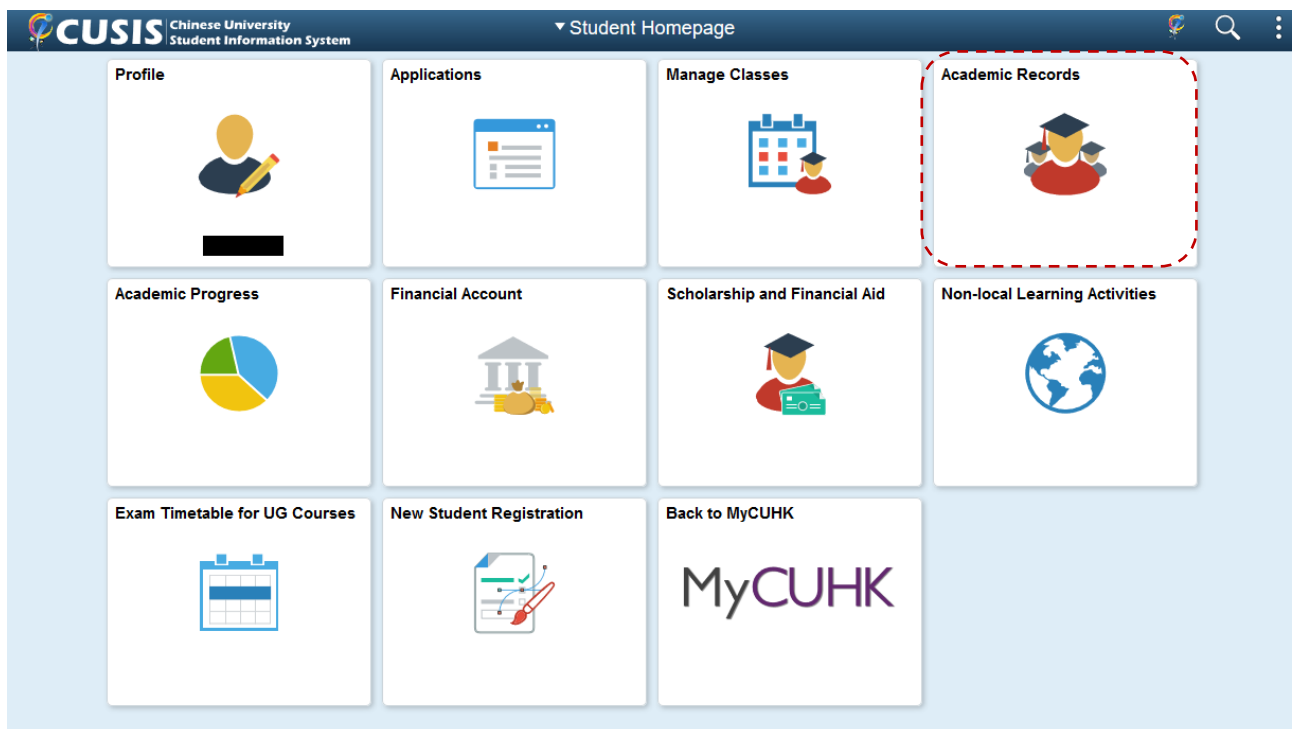


Method 1

1. After login to MyCUHK, click 'CUSIS' tile.



2. Click 'Academic Records' tile

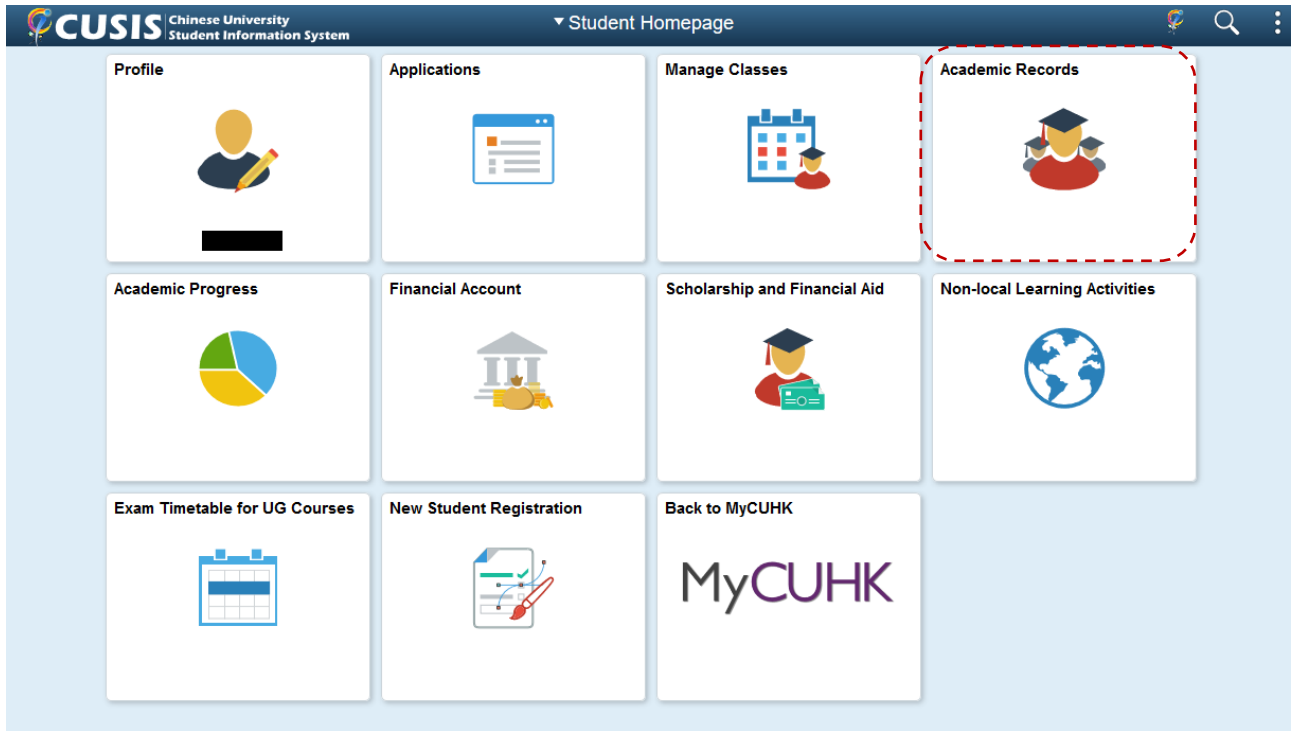


3. Click 'View Unofficial Transcript'.
Select the 'Report Type' and click 'Submit' button.

Method 2

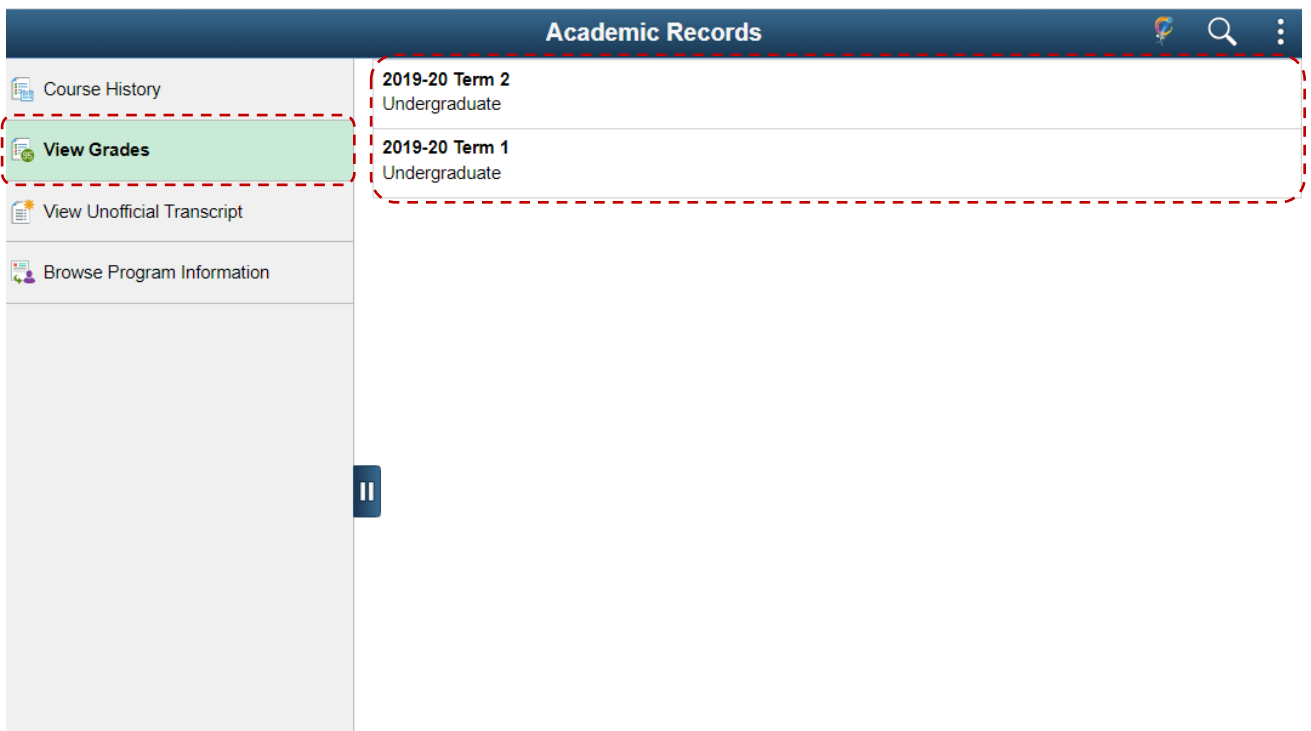
1. After login to MyCUHK, click 'CUSIS' tile.

2. Click 'Academic Records' tile



3. Click 'View Grade'.

Select a Term.



4. The result are displayed.

Academic Records

2019-20 Term 1 Undergraduate Change

- Course History
- View Grades**
- View Unofficial Transcript
- Browse Program Information

View Grades

Term GPA	██████████	>
Cumulative GPA	██████████	>
Academic Standing***	██████████	

*** For next academic term or the term that student resumes study after leave.

7 rows

Class	Description	Units	Grade	Grade Points	Grade Date
COMM 1120	Development of Mass Comm	3.00	██████████	9.000	26/02/2020
FREN 1000	French I	3.00	██████████	9.900	26/02/2020
GEWS 1000	College Assembly/High Table		██████████		26/02/2020
GEWS 1011	College Induction Course	3.00	██████████	11.100	26/02/2020
PHED 1130	Modern Dance	1.00	██████████	3.000	26/02/2020
UGEA 2230	Intro to Transform in Chi Hist	2.00	██████████	8.000	26/02/2020
UGFH 1000	In Dialogue with Humanity	3.00	██████████	9.900	26/02/2020

To learn more on “How to use Chinese University Student Information System (CUSIS)”, please visit

- Computer-based training: <http://www.cuhk.edu.hk/cusis/login/howto/cbt-student/>
- FAQs and How-to page: <http://www.cuhk.edu.hk/cusis/faqs.html>