

2021/22

TEACHING WITH TECH OVERVIEW

For CUHK Teachers, Teaching Assistants, and Support Staff

(Updates) (2022 January)

INTRODUCTION

This presentation intends to provide teachers, TAs, and support staff one-stop access to updates on eLearning systems, tools, services, and features in 2021/22.

If you are new to the systems, tools, services, or features mentioned, some links have been included for you to access the relevant information web pages.

For questions, please contact [ITSC Service Desk](#) or elearning@cuhk.edu.hk for further questions.

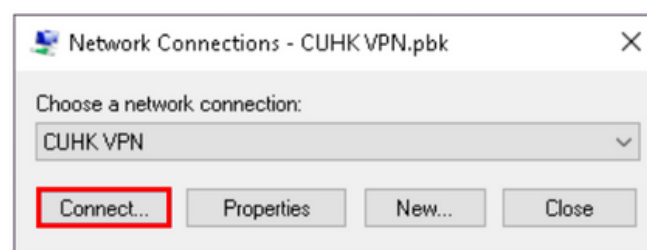
IMPORTANT

Classroom Internet Connection

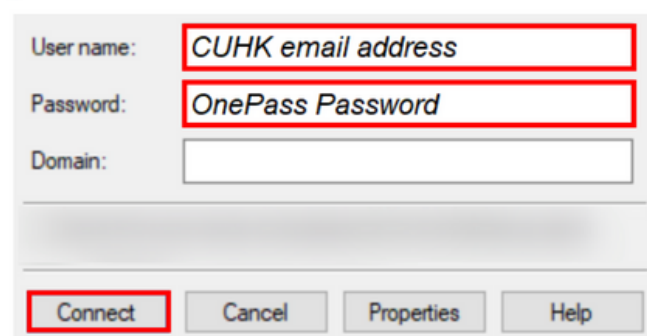
- 1 Double-click the **Internet Connect** icon.



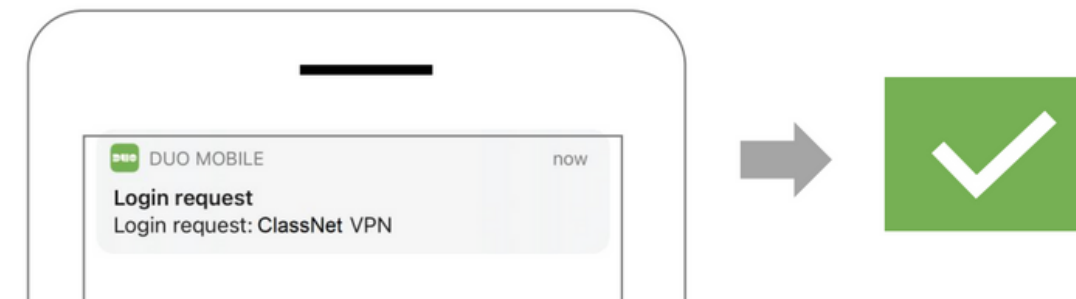
- 2 Click the **Connect** button.



- 3 Enter your **CUHK email address** and **OnePass password**, then click the **Connect** Button.

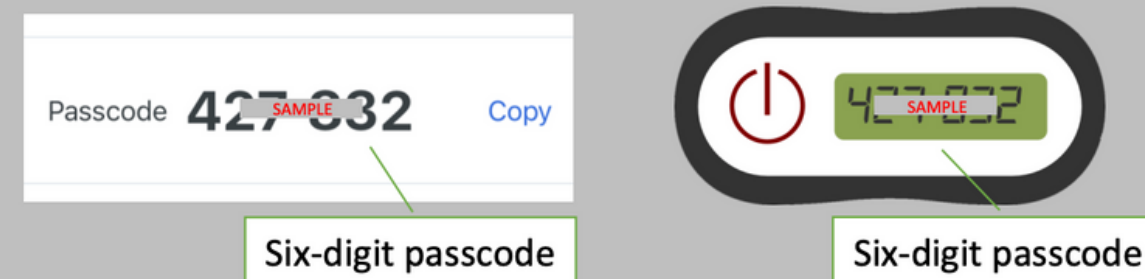


- 4 Respond to the **Duo 2FA push message** on your mobile phone.

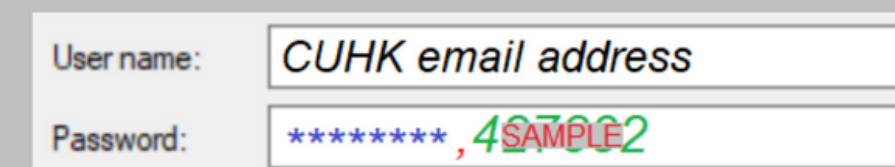


No Push Message or Using Hardware Token?

1. Check your **six-digit passcode** in the DUO app / hardware token.
(Note: You need to obtain a new passcode for each sign in.)



2. Re-connect by putting **<OnePass password>**, **<six-digit passcode>** as your password.



AV & COMPUTING

Equipment in Classrooms

The screenshot shows the AVSU website homepage. At the top left is the AVSU logo and the text "AVSU 教務處視聽服務組 Audio Visual Services Unit, Registry". Below this is a navigation menu with links for Home, About Us, Help Desk, AV Equipment Loan Counter, Classroom Service, Special Event Setup Service, and Technical Consultation. A search bar is located below the navigation menu. The main banner features a large image of a modern building and a person using a laptop, with the text "Provide Technical Support Services for AV & COMPUTING Equipment in Classrooms". At the bottom, there are two circular callouts: "Update Ceiling Mic Tracking Camera System" and "The instruction OF".

The screenshot shows a video demonstration page. The main heading is "VIDEO Demonstration". Below this is a video player showing a video titled "User's guideline of pandemic prevention accessories". The video player has a "Watch later" button and a "Share" button. Below the video player is a "Watch on YouTube" button. The video content shows a person using a laptop and a person using a Zoom video tutorial.

The screenshot shows the AV Equipment Loan Counter Service page. The main heading is "AV Equipment Loan Counter Service". Below this is a text block that reads: "A good collection of audio, video and data projection equipment is available now for staff to loan for teaching purpose."



<http://www.avsu.cuhk.edu.hk>

MORE THAN TECH

We Care, Listen & ACT!

Support Services for SEN Students

- Tips to facilitate the eLearning of Students with Special Educational Needs
- Online Training Kit for Supporting Students with Special Educational Needs

You are also welcome to contact us: ITSC Service Desk or elearning@cuhk.edu.hk



Guides & Tips

[Tips on Hybrid Classrooms](#)

[Tips on Hybrid Teaching](#)

Centre for Learning Enhancement And Research (CLEAR) &
Information Technology Services Centre (ITSC)

The Chinese University of Hong Kong
(Revised 2 Sept 2021)

Table of contents

Introduction	p. 3
General suggestions	p. 4-6
Supporting roles in hybrid classrooms	p. 7
Basic and advanced requirements – “see”, “hear” and “communicate”	p. 8-9
The basic model	p. 10
The basic model: What if I need to move about the classroom?	p. 11
The basic model: How can I keep track of the virtual meeting when I am presenting a PPT?	p. 12
The basic model: I often use a laser pointer while I am presenting. How can I do it in hybrid classrooms?	p. 13-14
The basic model: How do I share visualizer image to remote students?	p. 15
Advanced: Remote students to see in-person students	p. 16-17
Advanced: Teacher, remote students and in-person students to communicate with each other using online tools	p. 18
Active learning activities: Problem solving with annotation	p. 19-22
Active learning activities: Small group work with collaborative document	p. 23-25
Active learning activities: Class-wide discussion	p. 26

[eLearning Evaluation](#)

[Copyright Basics](#)

[Copyright in Teaching and Learning](#)

[General Tips for Online Teaching and Learning](#)

[Suggestions and Tips for Online Examinations](#)

[Suggestions for Non-Invigilated Examination: “Take-Home” Open-Book Exam](#)

[Invigilated Online Examination: Measures to Mitigate Risks](#)

[Cases and Stories in CUHK](#)

[Gallery of Content-specific Tips](#)

[Pedagogical Tips](#)

“ Teachers should consider using the recommended eLearning systems/tools to help ensure a uniform student learning experience.

Other options are available in CUHK and in the market.

Teachers should check with respective Faculty/ Department/ Programme/ Unit Head if they choose to use other systems/tools to support teaching.

Learning Management System (LMS)

A single location for virtual teaching, learning & communication.

Products

- **Recommended: Blackboard**
- Alternatives available at CUHK:
 - KEEP Moodle, KEEP Open edX, MS Teams - Teams
- Other alternatives:
 - Coursera Private Course Authoring, XueTangX Cloud



[Blackboard Instructor Guide](#)

How to Choose

- Course shell creation and enrollments are automated in Blackboard
- Check out the [Instructor Guide](#) or [this article](#) on the features of Blackboard. Make sure your chosen technology offer the features you need.



KEEP Moodle / Open edX vs Blackboard?

Blackboard is CUHK's current University-wide eLearning system / learning management system.

KEEP Moodle and KEEP Open edX are two additional systems which teachers at CUHK can consider to use to offer:

- small private online courses (SPOC) for CUHK students,
- cross-institutional courses with other UGC-funded Universities, and
- open online courses targeting HK secondary students / general public / learners around the world

Teaching and Learning Video System

A video streaming system which allow teachers to deliver video content to students asynchronously. It is commonly used for lecture recording. It also allows students to submit video assignments.

Products

- **Recommended: Panopto**
- Alternative available at CUHK:
 - H5P in KEEP Moodle
- Other alternatives:
 - YouTube, Vimeo



Panopto
Instructor Guide

How to Choose

- Panopto provides detailed statistics and allows selective sharing of your videos
- Use Panopto to collect students' video assignments

Online Meeting Tool

A tool which teachers can use to deliver synchronous lessons remotely.
Features for supporting class activities online are actively added by vendors.

Products

- Recommended: ZOOM Meeting
- Alternatives available at CUHK:
 - ZOOM Webinar, MS Teams - Meeting, Blackboard Collaborate Ultra, Panopto - Webcast
- Other alternatives:
 - Google Meet, Tencent Meeting, DingTalk



ZOOM
Instructor Guide

How to Choose

- Whether the tools offer features needed to support the planned class activities
- Students' familiarity and readiness
- Teacher's familiarity and readiness

More Tools

The tools are useful only when used with good pedagogy.



Ideas

Communications

- Teachers > Students | Students > Teachers | Students <> Students | ...

Prepare content

- Record lectures | Create your own instructional materials | ...

Share content

- Share your own instructional materials | recorded lectures
- Ask students to create and contribute contents
- Ask students to collaboratively create and contribute contents
- Ask students to provide feedback on peer works
- ...


Facilitate in-class/virtual/hybrid activities

- Engage students | Facilitate active learning | Developing skills
- Facilitate small-group discussions / study groups / group projects / fieldworks
- ...

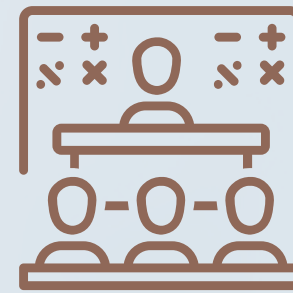
Assess Learning

- Support Teacher-led Q&As | Students led Q&As | Question Prompts
- Conduct online quizzes / tests / exams for formative / summative assessments
- Collect written works / students' presentations / team projects
 - Facilitate students' self-assessments / peer-review activities / e-portfolios
- Provide grades and timely feedback to support student learning and growth to ensure success
- ...


MORE TOOLS



- Microsoft 365:
Word / PowerPoint / OneNote / OneNote Class Notebook
- Padlet / Miro / Mural / Google Docs / Sheets / Slides



- uReply
- Qualtrics
- Microsoft Forms
- Blackboard Tests
- Kahoots! / Slido / Google Forms



- VeriGuide
- Panopto Video Assignment
- Gradescope
- Piazza
- Camtasia
- RemoteApp
- CUHK Coursera Partner Consortium Learning Program
- Class for ZOOM

DIGITAL EXAM TOOLS



ON-CAMPUS

- Using University-managed computers
- Students' own devices (BYOD)



REMOTE

- Students' own devices



Online Exam and Invigilation Technologies



- Examsoft
- Exam4



THANK
YOU! 😊