

UNDERGRADUATE PROSPECTUS

2017 / 2018

Bachelor of Medicine and
Bachelor of Surgery (MBChB)

and

Global Physician-Leadership
Stream (GPS)



香港中文大學醫學院
Faculty of Medicine
The Chinese University of Hong Kong

UNDERGRADUATE
PROSPECTUS
2017 / 2018

CONTENTS





Dean's Message	03
Faculty of Medicine The Chinese University of Hong Kong	04
Bachelor of Medicine and Bachelor of Surgery (MBChB) Programme	08
Global Physician-Leadership Stream (GPS)	20
Research: Making A Difference In The World	24
Global Engagement	30
Beyond the Curriculum	32
Student Support	38
Financial Aid and Scholarships	40
Messages from Alumni	42



The Faculty's mission is to nurture students to become doctors with benevolent minds and caring hearts.

DEAN'S MESSAGE

Since its establishment in 1981, the Faculty of Medicine at The Chinese University of Hong Kong (CUHK) has made impressive strides in nurturing and educating cohorts of new-generation doctors and clinician-scientists to serve the community. Notable achievements have also been made to translate scientific discoveries into medical advances that benefit patients. Thanks to the continuous contributions and efforts of our teachers, researchers and alumni, our Faculty has been ranked amongst the world's top 50 medical schools in QS World University Rankings by Subject 2017.

The Faculty's mission is to nurture students to become doctors with benevolent minds and caring hearts. We hope that they would make a difference in the world by committing themselves to patient care, medical science research and humanitarian service.

To achieve this goal, we have designed a SMART curriculum and the Global Physician-Leadership Stream (GPS), offering various opportunities to facilitate students to explore the world and unlock their potential. Our students develop their analytical and problem-solving skills in formal and informal learning settings.

Our devoted teaching staff are dedicated to creating an enjoyable learning environment, reinforced by a strong network of academic advisory and mentorship support. Student feedback has been treasured. Together teachers and students have played active and interactive roles in co-developing and shaping the best learning environment that unleashes students' full potential.

Our network of global collaborators ranges from world-class institutions such as University of Oxford, University of Cambridge to some remote centres in developing countries. Reciprocal student exchange programmes provide ample opportunities to enrich

students' learning experience. They are progressively guided to reflect upon lessons gleaned from how medical education is delivered and how clinical research is conducted in a different culture and geographic region.

Apart from delivering high quality medical education, the Faculty is also engaged in a wide range of biomedical and clinical research. We are pioneers in some of the world's most advanced surgical technologies and techniques. Over the years, we have been recognized as regional and world firsts in many areas of clinical research, some of which result in changes in clinical practice guidelines. Due to our remarkable achievements, Hong Kong has been placed as one of the landmarks on the world map of medicine.

We strongly encourage students who are interested in medicine to read this prospectus carefully and seriously consider joining our family. Here, you will be opening a door to innumerable opportunities available in the challenging and personally fulfilling world of medicine.

I look forward to seeing you in CUHK campus in September 2018.




Professor Francis K.L. CHAN

Dean, Faculty of Medicine
The Chinese University of Hong Kong



FACULTY OF MEDICINE THE CHINESE UNIVERSITY OF HONG KONG



About the Faculty of Medicine

The history of the Faculty of Medicine of The Chinese University of Hong Kong (CUHK) can be traced back to 1974, when the Government and Legislative Council granted its approval for the establishment of a new medical school at CUHK. The Faculty was set up to meet the needs of society by providing graduates with the professional development and knowledge that equips them to be caring and competent medical practitioners.

The Faculty believes that medicine is best studied through an approach that integrates knowledge, attitude and skills. In 1981, we designed the medical curriculum in accordance with both international standards and local conditions. In the same year, we completed the Choh-Ming Li Basic Medical Sciences Building, and the first batch of students embarked on their study of medicine. About a decade later, we added undergraduate programmes in nursing and pharmacy as well as many other postgraduate programmes.

Currently, the Faculty of Medicine has 5 schools and 14 departments, with more than 400 regular teaching staff and around 3,000 adjunct/honorary teaching staff, offering courses in 9 undergraduate programmes and a number of postgraduate programmes. We also provide continuing and professional training for public health and healthcare professionals. To date, more than 20,000 graduates and undergraduate students have passed through the Faculty.

Today, the Faculty of Medicine at CUHK ranks among the world's top 50 medical schools in the QS World University Rankings by Subject 2017.

5 Schools



School of Biomedical Sciences



School of Chinese Medicine



School of Pharmacy



The Jockey Club School of Public Health and Primary Care



The Nethersole School of Nursing

14 Teaching Departments

- Department of Anaesthesia and Intensive Care
- Department of Anatomical and Cellular Pathology
- Department of Chemical Pathology
- Department of Clinical Oncology
- Department of Imaging and Interventional Radiology
- Department of Medicine and Therapeutics
- Department of Microbiology
- Department of Obstetrics and Gynaecology
- Department of Ophthalmology and Visual Sciences
- Department of Orthopaedics and Traumatology
- Department of Otorhinolaryngology, Head and Neck Surgery
- Department of Paediatrics
- Department of Psychiatry
- Department of Surgery

Education

Teaching Facilities

To aid student learning, we provide various learning platforms and state-of-the-art facilities, including well-equipped classrooms and laboratories. In addition to attending lectures and receiving clinical training, students can practise physical examinations and clinical procedures and broaden their knowledge through online courses.



Choh-Ming Li Basic Medical Sciences Building



Li Ka Shing Institute of Health Sciences



Li Ping Medical Library



Lo Kwee-Seong Integrated Biomedical Sciences Building



Prince of Wales Hospital (teaching hospital)



In addition to its 9 undergraduate programmes, the Faculty offers around 60 postgraduate study programmes.

Undergraduate Programmes



Bachelor of Chinese Medicine (BCM)

The six-year full-time BCM programme provides a solid foundation of theoretical knowledge in Traditional Chinese Medicine (TCM) and training in biomedical sciences for students who demonstrate strong clinical and research skills in Chinese Medicine. Graduates working in this field will contribute to the sustainable development of Chinese Medicine and people's wellbeing.




Bachelor of Medicine and Bachelor of Surgery (MBChB)

This six-year full-time programme offers a unique medical curriculum that allows doctors to meet the challenges of an ever-changing healthcare sector. Together with a year of clinical internship in recognised hospitals, the programme enables graduates to qualify as registered doctors in Hong Kong. The University's teaching hospital is the Prince of Wales Hospital.



Global Physician-Leadership Stream (GPS)

In this elite programme, medical students are selected to receive training in global perspectives of medicine and leadership competencies, in addition to the professional medical training of the MBChB curriculum. Graduates are groomed to play pivotal leadership roles in the medical community, both locally and internationally.



Bachelor of Nursing (BNurs)

The five-year full-time BNurs programme prepares students for registration as general registered nurses with the Nursing Council of Hong Kong. In addition to the theoretical courses they take, students also gain experience in the care of clients in both community and hospital settings.



Bachelor of Science in Gerontology (BScG)

This two-year full-time articulated programme provides students who have an Associate Degree or a Higher Diploma with a full scope of knowledge and skills for planning, delivering and coordinating elderly care services in a wide variety of settings.



Bachelor of Pharmacy (BPharm)

In this four-year full-time programme, students gain the core knowledge, skills and attitudes needed to flourish in pharmacy practice. Students must complete a one-year internship after graduation to be qualified as registered pharmacists.



Bachelor of Science in Biomedical Sciences (BSc in Biomedical Sciences)

This four-year full-time BSc programme provides students with integrated, holistic training in the biomedical sciences. It offers different concentration areas that prepare graduates for career paths in scientific research, health system policy and management, or clinical, pharmaceutical, diagnostics and other healthcare-related professions.



Bachelor of Science in Community Health Practice (BSc in Community Health Practice)

This two-year full-time articulated programme in Community Health Practice has been designed in response to the increase in non-communicable diseases, emerging and re-emerging infectious diseases, and growing societal recognition of the importance of community-based care.



Bachelor of Science in Public Health (BSc in Public Health)

This four-year full-time programme is the only public health undergraduate programme in Hong Kong. It provides students who have an interest in public health with valuable insights into health issues of concern to the population.

* Programme details and admission information are available at www.med.cuhk.edu.hk.



BACHELOR OF MEDICINE AND BACHELOR OF SURGERY (MBChB) PROGRAMME



As one of the youngest institutions to be ranked among the world's top medical schools, the Faculty of Medicine of The Chinese University of Hong Kong (CUHK) is regarded as being innovative and forward-thinking. In addition to conducting high impact research, the Faculty considers the development of competent and compassionate medical graduates to be an important part of its mission.

Since the traditional system-based and problem-based learning models of medical training no longer meet the expectations of tomorrow's doctors, CUHK Medicine is pleased to launch a unique MBChB programme — the SMART curriculum — for training future doctors who will make a difference in the world.



SMART Curriculum

Our SMART curriculum gives you
a head start in your medical career.

Student-centred Approach

We see things through the eyes of our students, understand their needs and walk them through any difficulties they may encounter on their journey with us to become medical practitioners. We inspire our students to undertake self-directed learning and equip them to be active learners so they are motivated to make the most of their potential.

A Curriculum that Takes Account of Students

A distinctive feature of our programme is that we really listen to our students. Their views and feedback have enabled us to develop learning resources that facilitate their understanding of the intricate concepts of basic science and medicine. Student representatives participate in curriculum planning with our teachers, and their views and perceptions help us to adapt the curriculum to suit students from diverse backgrounds. This is part of our approach of responding to students' needs and giving them the support they require to succeed in their studies.

Our Doors are Always Open

Responding to students' needs is an ongoing process. Our team, including the Dean, is ready at all times to engage students and listen to their opinions.

We Take Pride in Our Students' Achievements

We believe that with the right support, encouragement and environment, all our students can meet their desired goals. Some of our most successful alumni, such as Rhodes Scholar awardee Dr Timothy CHENG, are testament to the success of our student-centred approach to teaching.



Mentorship-based

Our teachers do much more than simply transfer knowledge. They have the interests of their students at heart, see the potential in each, and have the passion and ability to bring out their best.

A Supportive Learning Environment

Students are an integral part of our team. More than most, our teachers are known for developing a friendly, yet professional, collegiate spirit. They believe that a warm and nurturing environment encourages a unique sense of belonging, both to the University and the larger community of medicine.

These bonds often carry over into their professional careers. When students ultimately become a part of our alumni network, they contribute to the tightly-knit fraternity and camaraderie that has become a hallmark of CUHK Medicine.

Mentorship Breeds Success

Mentorship at CUHK Medicine extends to students across the entire curriculum. Each student becomes part of a small group of student mentees from all years of our programme. Their mentors are drawn from the ranks of our enthusiastic and experienced staff, who meet their mentees on a regular basis, both formally and informally.

Beyond the Classroom

We encourage our students to develop their creative potential outside the classroom. For example, MedEgg's and the student-led Medical Exhibition have become regular features of CUHK Medicine that give our students a powerful sense of identity as future doctors. The humanitarian spirit of our students is also evident in the numerous public health and disaster relief efforts — such as the Sichuan Earthquake and Stand Tall Project — in which they have participated alongside their teachers and fellow students.





Assured Knowledge Acquisition

During their first years with us, students build a solid foundation in medical science, take well-structured bridging courses and acquire knowledge, skills, and competence through a variety of innovative platforms.

Hands-on Dissection

We take special pride in our modern dissection laboratory — one of the finest in the world. Unlike many other institutions, we have retained hands-on dissection as an integral and important part of teaching anatomy. Students learn valuable lessons from these “silent teachers” and develop a deep sense of gratitude and respect for those who have donated their bodies to science.

Surgery as It Happens

Guided exposure to live surgery is another unique component of our programme. During interactive group sessions, students are taken through all the important steps of a surgical procedure. Watching surgery via live high-resolution video enables them to observe details of the procedure and to ask questions of the operating team, all while being guided by a tutor who facilitates this interaction. Through this approach, students gain a close-up view of the surgical procedure as well as regional anatomy. It is a fascinating and compelling way to learn.

Flipped Classroom

Our students are well prepared for interactions in the classroom and often put their professors on the spot. This is part of the “flipped classroom” pedagogical model in which students become the centre of the learning. This learning approach not only empowers students but gives them unique insights into the course content.

E-learning in the Modern World

We provide students with numerous E-learning resources that facilitate the acquisition of key knowledge and skills. Often more effective than traditional educational methods, E-learning has been shown in studies to have a long-lasting impact on student learning.



Robust Clinical Teaching

Our clinical training begins in the early years of a student's medical education. Students acquire clinical competence through a well-designed programme consisting of simulation training, bedside teaching, clinical attachment in centres of excellence, and an advanced pre-internship course.

Intensive Clinical Exposure

Our students have perhaps the longest and broadest clinical exposure anywhere in the world. This ensures they are well exposed to all possible cases prevalent in Hong Kong, regardless of specialty. Our orthopaedics programme, for example, is the most exhaustive in the world. With seven weeks of exposure to musculoskeletal problems, students are provided with the training needed to deal with one of the major problems of our ageing population, notably osteoporosis.

On-site Placements in Multiple Specialties

Our students are sent to many hospitals for their clinical attachments, where they become intimately familiar with Hong Kong's healthcare environment. Placements in various centres of excellence give them the opportunity to see innovative specialty work and provide options for novel career paths they might not have otherwise been exposed to.





Access to Medical Records


CUHK Medicine was the first medical school to provide students with access to computerised patient medical records. This access to Clinical Management System (CMS) records gives real, insightful and in-depth exposure to patients' clinical problems.

Our Students Excel in Clinical Examination Skills

With robust clinical exposure, real patient encounters and the enthusiastic involvement of our teachers, our students are known for their command of clinical examination skills — a consistent observation expressed by our overseas external examiners.

Overseas Electives

Almost all our students do an overseas elective in their penultimate year. This option is actively supported by our Faculty, who makes use of a vibrant network of partner institutions across the world to find placements for students.



Aaron HUNG attended a 3-month research placement at the Imperial College London, where he worked under the Musculoskeletal Mechanics Group at the Department of Bioengineering.

Staff with a Passion for Teaching

Students of CUHK Medicine have noted that our teachers bring an unbridled sense of enthusiasm to their work. Many local and international awards have been won by our teaching staff, including Professor KUMTA Shekhar Madhukar and Professor Emily Ying Yang CHAN who received the UGC Teaching Award in 2012 and 2017 respectively.



Preparation for Real-world Medicine

At CUHK Medicine, we strongly believe that students should be developed in the most authentic way possible. To ensure they are fully equipped for professional work, we secure internships for our students immediately after graduation. Indeed, CUHK Medicine is the first to start an assistant internship programme in Hong Kong. Under this programme, students in their final years shadow interns and learn at first-hand the skills and procedures required of them as interns. This closely-supervised, well-mentored programme accounts for why CUHK interns are rated the best in the territory.



Teaching Ethics and Professionalism

We believe that good doctors are defined not by what they know of diseases but by how well they care for people suffering from diseases. A significant part of our SMART curriculum is dedicated to teaching bioethical values and principles.



Teaching Ethics in Partnership with Columbia University

CUHK Medicine has partnered with Columbia University, the top-ranked Ivy League School with a first-rate bioethics programme, to provide a new ethics curriculum.

In our new bioethics curriculum, we teach moral principles that give our students a strong sense of ethical values. The expectation is that future doctors must, above all, be ethical persons who hold not only a local but a global view.

A unique feature of our new ethics curriculum is the ability to hold discussions with local and overseas teachers through a novel combination of electronic and face-to-face interactions. Through this programme, our students develop strong analytical capabilities that enable them to think through ethical dilemmas clearly, morally and humanely.

Putting Knowledge of Ethics into Practice

Students participate in discussions about ethical issues during the quarterly Ethics Grand Rounds, interacting with senior students, professors and other members of the healthcare community — a unique feature of CUHK Medicine.



Corey Andrew NELSON

I found everything I wanted and more at the Faculty. The administrative support system is strong, and the staff are always working to best cater to student needs. The curriculum is structured and comprehensive, giving me a good framework to expand more on my own interests when possible. Most importantly, the professors are caring and supportive, pushing students to be the best future doctors they can be through demanding expectations but unwavering encouragement.

Through CUHK Medicine, I've travelled overseas to present at research competitions, participated in a clinical attachment at a world-class liver centre, and even presented research in a professional setting. These opportunities would not have been possible without professors who act beyond their responsibilities to help students grow, and above all that willingness to nurture has made studying at CUHK Medicine a fulfilling and exciting journey.

Your Identity as a Medical Professional


CUHK Medicine students can be easily identified, even among a crowd of other medical students — they demonstrate ethical values and behaviours and have empathy and compassion for patients. Not surprisingly, they have been consistently rated as among the best in Hong Kong during their internships in independent assessments by doctors and healthcare professionals working in Hospital Authority Hospitals.

Student Involvement in the Medical Community

At CUHK Medicine, we strongly support student participation in all our academic and professional meetings and conferences, a characteristic of life as a medical professional. A significant number of our students actively participate in these events, and some have even received awards at regional conferences. Our environment instils the desire in them to become professionals endowed with a strong sense of ethical values, making them highly valued in society.



May LEUNG presented her research work in one of the largest international conferences on gastroenterology – Digestive Disease Week.



Professor Paul B.S. LAI

Director, Office of Medical Education
Faculty of Medicine, CUHK

“The curriculum at CUHK Medicine is a dynamic one. The Office of Medical Education will continuously monitor and update the courses to prepare our graduates for practising as competent and safe doctors.”



STUDENT-CENTRED **M**ENTORSHIP-BASED

We offer a six-year medicine programme. The first year is the foundation year, during which students learn the basic scientific knowledge and concepts to be applied in subsequent pre-clinical and clinical studies.

Our medical education involves more than vocational training, however. Our medical students also benefit from our general education, which is a unique strength of CUHK. Students have ample opportunities to gain knowledge beyond medicine throughout the entire curriculum, which helps to expand their horizons and develop their intellectual capacity.

Year 2 and Year 3 offer mainly pre-clinical science training. Students receive a solid, comprehensive and continually updated grounding in biomedical sciences, with some community exposure.

	Year 1	Year 2-3
Knowledge	<ul style="list-style-type: none"> - Health Sciences - Systemic Anatomy - Cells and Tissues - Public Health 	<ul style="list-style-type: none"> - Human Structure - Human Function - Molecular Medicine and Genetics - Basic Pathology
Clinical Training	<ul style="list-style-type: none"> - Basic Life Support - Emergency Medicine 	<ul style="list-style-type: none"> - Clinical Skills Practical - Clinical Anatomy and Clinical Skills - Doctor and Patient
Bioethics, Communication Skills, Professionalism and General Education	<ul style="list-style-type: none"> - Critical thinking tools of ethical analysis - Communication Skills - Professionalism - General Education 	<ul style="list-style-type: none"> - Philosophical and historical foundations of bioethics - Ethical challenges of biomedical research - Communication Skills - Professionalism - General Education

The Six-year Curriculum

ASSURED
KNOWLEDGE
ACQUISITION

ROBUST CLINICAL
TEACHING

TEACHING ETHICS
AND
PROFESSIONALISM

Clinical skills training is introduced in the pre-clinical years. Bridging courses are offered before students are promoted to Year 4 to further equip them with essential knowledge of pathology and clinical skills.

In Year 4, students acquire the skills and knowledge of handling basic clinical problems through attachment to the Prince of Wales Hospital, our primary teaching hospital, and other partner hospitals. Subjects such as anatomical pathology and clinical haematology, chemical pathology, clinical microbiology, medicine and surgery are covered.

In Year 5, students rotate among four clinical disciplines: community and family medicine, obstetrics and gynaecology, paediatrics, and psychiatry. At the end of Year 5, students will have broadened their learning, research, and clinical horizons through attachments to other healthcare institutes in Hong Kong or overseas during their 8-week elective studies.

In Year 6, students go through rotations for further clinical teaching in medicine, surgery and other clinical disciplines, including anaesthesia and intensive care, clinical oncology, diagnostic imaging and interventional radiology, emergency medicine, ophthalmology, otolaryngology, orthopaedics and traumatology. Students are scheduled to work with interns and clinical teams in their day-to-day duties under the supervision of senior doctors. Pre-internship training ensures that our students will experience a smooth transition into becoming safe and competent interns.

Throughout the six-year curriculum, training in bioethics, communication skills, and professionalism is offered to our students. These are all important attributes of our graduates before they are ready to serve the community as junior doctors.

Year 4

- Anatomical Pathology and Clinical Haematology
- Chemical Pathology
- Clinical Microbiology
- Medicine and Surgery
- Selected Study Module

- Clinical Rotations in Medicine and Surgery
- Clinical Skills Modules
- Advanced Life Support
- Doctor and Patient

- Healthcare delivery and policy, doctor-patient relationship and medical professionalism
- Clinical Communication Skills
- Professionalism

Year 5

- Community and Family Medicine
- Obstetrics and Gynaecology
- Paediatrics
- Psychiatry

- Clinical Rotations in Community and Family Medicine, Obstetrics and Gynaecology, Paediatrics and Psychiatry
- Clinical Skills Modules
- Elective Studies in HK or Overseas

- Clinical ethics and decisions at the bedside
- Clinical Communication Skills
- Professionalism

Year 6

- Medicine, Surgery and various clinical disciplines

- Clinical Rotations in Medicine and Surgery
- Clinical Skills Modules
- Pre-internship Training

- Ethics, medical innovation and emerging biotechnologies
- Clinical Communication Skills
- Professionalism



Admission

We set out to recruit the very best students. The qualities we look for are not limited to academic ability but also include a keen interest in the medical discipline, high ethical standards, good communication skills, leadership potential, the ability to work in a team and, importantly, a strong desire to care for people.

We take in 235 students a year and do not set specific quotas for JUPAS and non-JUPAS places. Instead, we prefer to select

those students we consider the most capable and best suited to become tomorrow's generation of new doctors.

We accept students who rank in the top 1% or higher in the Hong Kong Diploma of Secondary Education (HKDSE) or equivalent standards for other non-JUPAS categories.

JUPAS – HKDSE

The table below lists the minimum HKDSE grade requirements for each respective subject to apply for the MBChB programme.

Core Subject (s)	Minimum Level	Elective Subject (s)	Minimum Level
Chinese Language	3	Biology	3
English Language	4	Any 1 subject (Note 1)	3
Liberal Studies	3	OR	
Mathematics Compulsory Part	3	Chemistry	3
		Any 1 subject (Note 2)	3

Notes: (1) Chemistry is preferred. (2) Biology is preferred.

Taking a third elective is strongly recommended. We use the total score of all subjects (4 cores + 2 or 3 electives) to rank students. As a result, students who take 7 subjects (4 cores + 3 electives) will have an advantage over students who only take 6 subjects (4 cores + 2 electives). The conversion of examination grades to scores is as follows: 5**=7, 5*=6, 5=5, 4=4, 3=3.

It may also be beneficial to take the Mathematics Extended Part Module 1 or 2. The module contributes to the total HKDSE score if the attained level in that module is higher than that of one of the seven subjects.



Tracy WONG

After completing an undergraduate degree in Biomedical Engineering in CUHK, I decided to continue my study in Medicine. I hope to improve patients' quality of life through research which combines my knowledge in both Biomedical Engineering and Medicine.

CUHK Medicine has equipped students to pursue their desired career. In May 2017, I received the Innovation and Technology Scholarship Award, the most prestigious research scholarship for undergraduates in HK.

With the support of the scholarship and the Faculty, I participated in a one-month research attachment in Hamlyn Centre, Imperial College London. It was a fruitful and inspiring experience in applying Biomedical Engineering research in Medicine and understanding how to maintain effective communication between the two related yet very different disciplines.

Non-JUPAS

Non-JUPAS applicants are students applying on a basis other than the HKDSE. This includes graduates and those completing degrees by September, other undergraduates, and high school students applying with alternative qualifications, such as the International Baccalaureate (IB), General Certificate Education Advanced Level (GCE A-level) examinations, or other results from the Australian, New Zealand, Canadian or US school systems.

Admission Interviews

Students will usually be invited to an admission interview if they have achieved the minimum scores. A typical interview is conducted in English for around 15 minutes by a panel of senior professors, outstanding medical alumni or distinguished leaders in the community.

Students are interviewed individually by two panel members. Questions will be asked to explore the student's interest in medicine, general knowledge of healthcare, opinions about ethics and humanism, and teamwork, leadership and communication.

Applications

JUPAS applications are made through the JUPAS office and applicants' schools, while Non-JUPAS applications are made via the Office of Admissions and Financial Aid (OAFA).

The latest programme information and admission details are available on the programme website:

<http://mbchb.med.cuhk.edu.hk>



Enquiries

Faculty and Planning Office, Faculty of Medicine

Tel : (852) 3943 6891 / 3943 6806

Fax : (852) 2603 5821 / 2603 7997

Email : faculty@med.cuhk.edu.hk

Address :

Room G07, G/F,

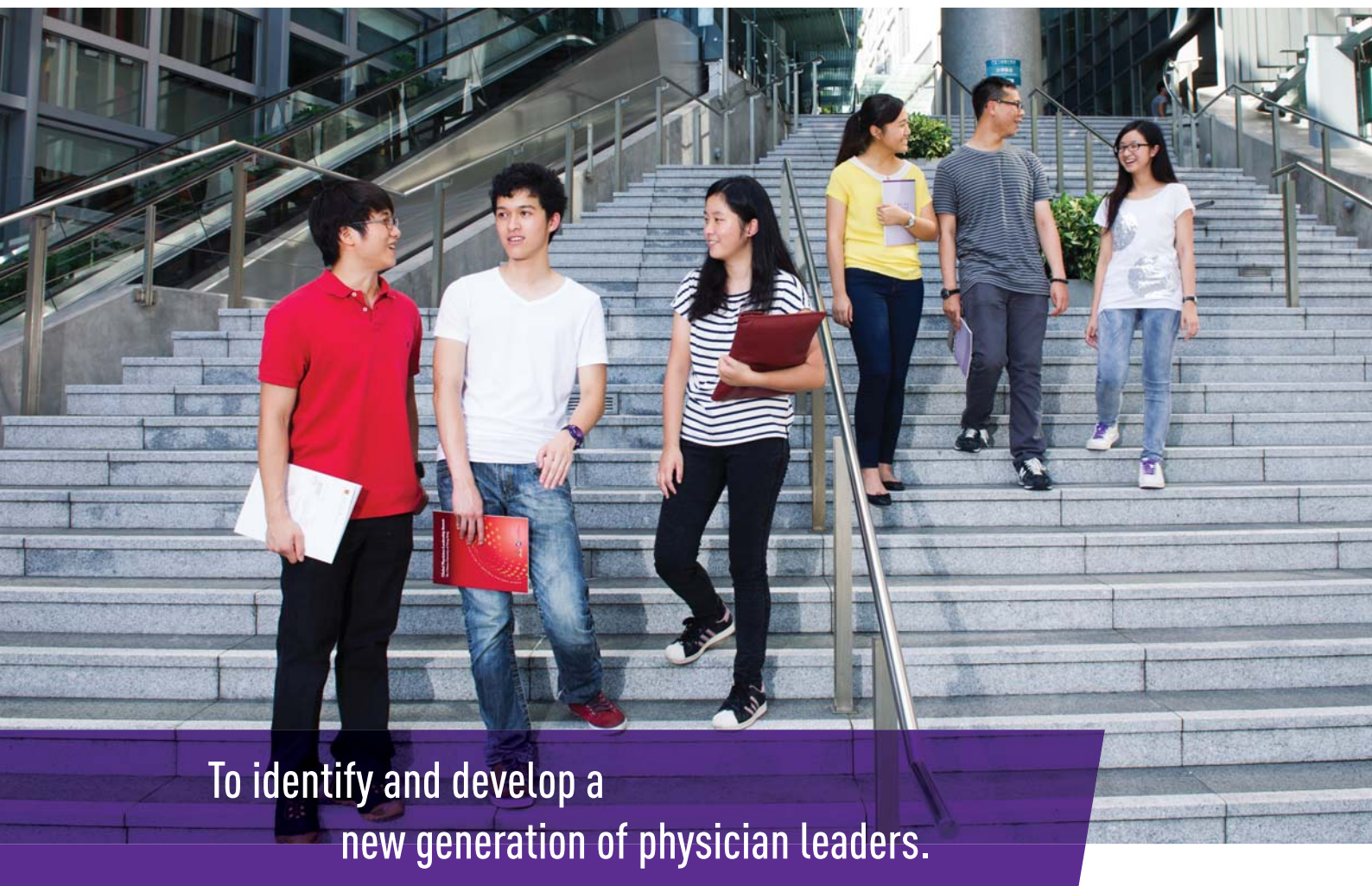
Choh-Ming Li Basic Medical Sciences Building,

The Chinese University of Hong Kong,

Shatin, New Territories, Hong Kong




GLOBAL PHYSICIAN-LEADERSHIP STREAM (GPS)



To identify and develop a
new generation of physician leaders.

The Global Physician-Leadership Stream (GPS) was launched in 2013 in response to changes in the healthcare sector and the challenges ahead. Under the GPS scheme, the Faculty's most capable students are selected for training in global perspectives in medicine and leadership competencies, in addition to the professional medical training of the MBChB curriculum.

GPS graduates are expected to play pivotal leadership roles in the medical community, both locally and internationally, while advancing healthcare for the benefit of the community at large.



Professor Justin C.Y. WU
 Director, Global Physician-Leadership Stream
 Associate Dean (Development)
 Faculty of Medicine, CUHK

Director's Message

As the first undergraduate medical leadership programme in Asia, GPS goes beyond professional training in medical knowledge, skills and attitudes. It is designed to develop students into future leaders in the medical and healthcare profession in Hong Kong and the international community, fulfilling their aspirations to pursue a clinical or academic career, or to serve in the public, private or humanitarian sectors.

We seek well-rounded applicants with high scholastic potential and an international perspective, who are technically competent, adept at solving problems, and capable of demonstrating a strong sense of responsibility, ethical behaviour, patience and compassion. Most importantly, they should be committed to preserving the health of the community and possess a passion for lifelong learning and inquiry.

We will look ahead and build on our reputation for innovation, discovery and excellence so we may continue to contribute to the health and wellbeing of individuals and communities.

Programme Characteristics and Overview

Personal Mentorship Scheme

We have a large pool of leaders and researchers to educate and nurture our GPS students. Under the Personal Mentorship Scheme, students will be assigned a dedicated academic advisor to assist them throughout their studies. Students will have the opportunity to lead and complete a project under the close supervision of their mentors. We cherish this strong teacher-student bond, which can last for decades.

International and Inter-professional Learning Experiences

Outstanding GPS students gain international exposure through funded overseas exchanges, internships and graduate studies at top overseas institutions. Various platforms give students ample inter-professional learning opportunities.



Hebe LAW

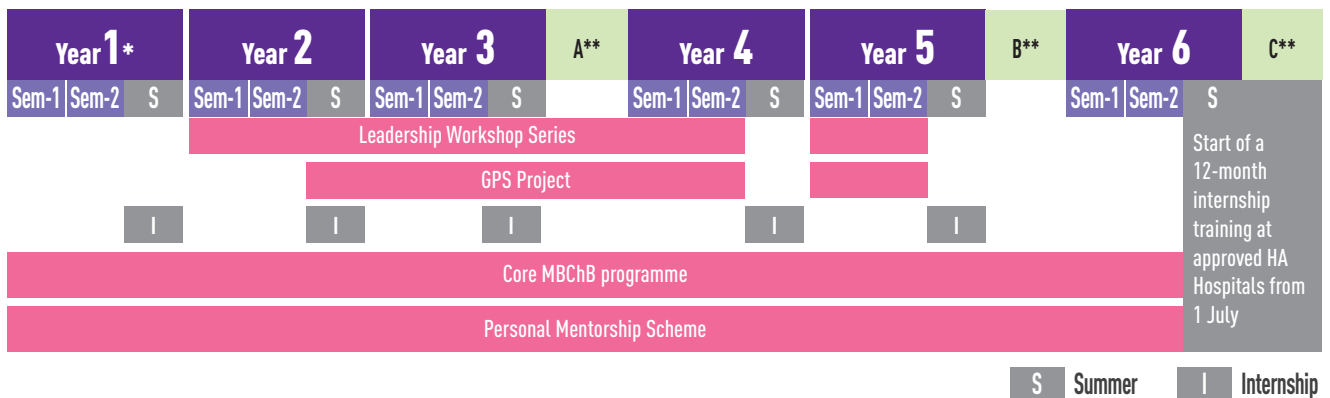
The GPS scheme offers a range of leadership workshops, exchange and personal/academic support to help you find your passion. For me, I am most grateful to have been able to partake in a humanitarian field with the Collaborating Centre for Oxford University and CUHK for Disaster and Medical Humanitarian Response (CCOUC).

The numerous trips gave me the invaluable opportunity to experience work in a humanitarian setting, whilst also helping me to recognise the vital importance of public health within the health infrastructure (especially in impoverished settings where clinicians are a small minority).

As medical students, we learn how to treat patients, but equally important we should also be given to recognise where we serve within the large scope of healthcare services in society.

Structured 6-year Course

An Overview of the Global Physician-Leadership Stream



* Students are required to meet the following extended criteria for exemptions from some of the Faculty courses normally taken in the first year of study, in accordance with University regulations, after they are admitted to the GPS:

- For HKDSE students: at least 5* in Biology AND Chemistry AND English
- For IB students: at least Grade 6 in Biology(HL) and Chemistry (HL), of which either one must be Grade 7
- For GCE A-Level students: at least Grade A* in Biology (AL/IAL) and Chemistry (AL/IAL).

** Option of the following graduate studies:

- A = 1 year of Master of Science in Research Medicine at CUHK
- B = 1 year of Master of Public Health at CUHK or overseas institutions, or
- C = Within 2 years of conferment of MBChB, pursue Master or PhD at CUHK part-time or full-time at an overseas institution



A research team formed by CUHK Medicine Year 5 students including Ms Lily LAI (1st from left), Mr Michael SUEN (2nd from right) and Mr James HOOI (1st from right), together with gastroenterologists including Prof. Siew NG (2nd from left) from the Faculty of Medicine at CUHK found that 4.4 billion people worldwide are infected with *Helicobacter pylori*. The team invited a patient Mr LO (middle) to share his experience of *Helicobacter pylori* infection at the press conference on the study published in the top international journal *Gastroenterology*.



Annie FUNG

Being interested in clinical research, I was fortunate to visit Monash University, Melbourne for a clinical research attachment during the summer break between Year 3 and 4.

During my one-month attachment at Monash Medical Centre, I worked with Professor Horne and her research team to study sleep apnoea and brain oxygenation in preterm infants. This was an invaluable experience to conduct sleep studies, participate in out-patient clinics, and learn alongside leading experts in the field of paediatric respiratory medicine.

Apart from doctors and professors, I also met a diverse community of medical students and PhD students, all of whom were friendly and passionate. Besides academics, Melbourne is a diverse city that is bustling with energy, and spending one month in the world's most livable city was an enjoyable experience.

Admission Requirements

Students are generally required to be among the top 0.25% in their respective university entry examinations to be eligible for the Global Physician-Leadership Stream.

JUPAS	HKDSE	Total score ≥ 46 AND any 5** in 4 subjects with good interview performance and past record of achievements
Non-JUPAS	International Baccalaureate (IB)	44/45 or above with good interview performance and past record of achievements
	GCE A-Level	A* in all subjects with an average mark of 97% or above with good interview performance and past record of achievements
	Others	Selection will be based on academic merit, interview performance and past record of achievements

Remarks:

- For JUPAS applicants, the 4 Core subjects and the best 3 Elective subjects will be calculated as the HKDSE total score (where level 5** = 7 points, 5* = 6 points, 5 = 5 points etc.). Mathematics (extended part) will be taken into calculation if the attained level of Mathematics (extended part) is higher than that of one of the seven subjects.
- For the number of subjects with 5**, Mathematics the compulsory part and the optional extended part are treated as one subject. Hence, 5** in both compulsory and extended Mathematics do NOT count as two subjects with 5**
- Students who meet the following extended criteria are eligible for exemptions from some of the Faculty courses that are normally taken in the first year of study in accordance with University regulations, after they are admitted to the GPS:
 - For HKDSE students: at least 5* in Biology AND Chemistry AND English
 - For IB students: at least Grade 6 in Biology (HL) and Chemistry (HL), of which either must be Grade 7
 - For GCE A-Level students: Grade A* in all subjects, including Biology and Chemistry

The above admission requirements are subject to change without prior notice. For the latest information on admission requirements, please refer to our faculty website at gps.med.cuhk.edu.hk.



Michael SUEN

Under GPS, there are a lot of opportunities for me to broaden my horizons and explore my interests. The mentorship scheme and leadership workshops provided me the chance to learn from passionate and great medical leaders. They were enthusiastic in passing on their invaluable experience in different fields to us—medical leadership, social leadership, humanitarian work...

Engaging in a research project allowed me to learn skills and develop a mentality that I cannot learn from books. It was an unforgettable experience that my teammates and I worked hard to reach our goal. We were all very thrilled when we knew our work could finally be published in the top international journal *Gastroenterology*.

The mentorship scheme also enables me to meet my academic mentor and research mentor. I am very grateful to have met them. They are very willing to give advice to me and I have learnt a lot from them.



RESEARCH: MAKING A DIFFERENCE IN THE WORLD



We will continue to find better answers to new challenges that lie ahead, for the benefit of all.

Innovation, creativity and the pursuit of excellence are the hallmarks of the Faculty of Medicine. Here, we strive to translate scientific discoveries into medical advances that benefit patients and society at large.

Over the years, we have made notable scientific achievements that have had a tangible impact on how the world understands and treats diseases. We have achieved regional and world firsts in many areas of clinical research and procedures and, in the process, have helped Hong Kong gain a reputation as a pioneer in some of the world's most advanced surgical technologies and techniques.

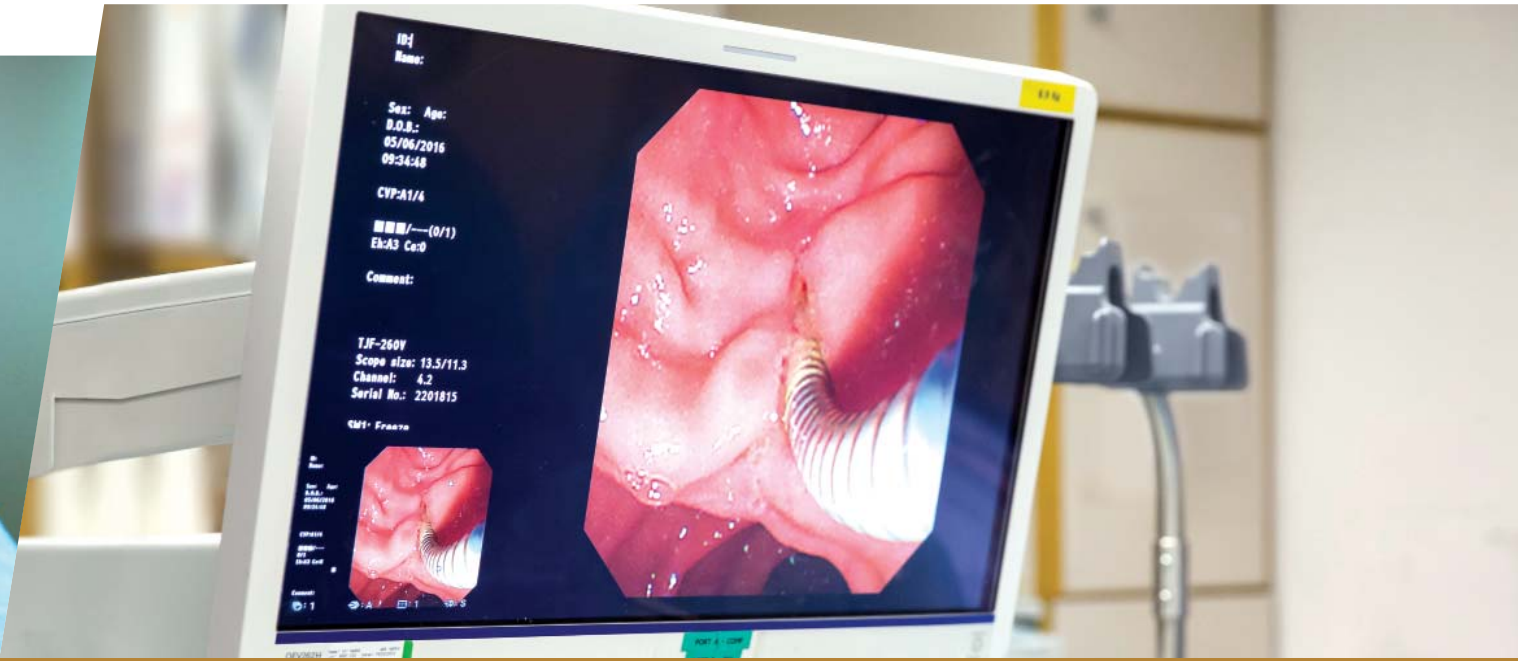
To help fulfil our research mission, the Faculty has developed numerous state-of-the-art research facilities. Among these are the Li Ka Shing Institute of Health Sciences, the Lo Kwee-Seong Integrated Biomedical Sciences Building, the Lee Hysan Clinical Research Laboratories and the two State Key Laboratories of Oncology and Digestive Disease.

Diabetes and Personalised Medicine

Diabetes has become a major global public health problem and is associated with complications that can result in blindness, kidney failure and heart problems. These can be prevented by addressing the risk factors at the early stages.

Our research focuses on the latest genomic technologies to discover novel genetic and other molecular markers associated with diabetes and diabetic complications, to identify at-risk individuals for early intervention, and to provide new biological targets for drug development.

We are also developing biomarkers linked to treatment response to provide better, more tailored treatments for patients. Recent achievements include the identification and development of a panel of genetic markers that predict kidney complications in diabetes along with a genetic variant near the PAX4 gene as a novel genetic marker for type 2 diabetes among Chinese and other Asian populations.



Digestive Diseases

Gastrointestinal (GI) cancers, including gastric, liver and colorectal cancers, are major causes of morbidity and mortality among Chinese people.

The State Key Laboratory of Digestive Disease at CUHK consists of a world-leading team of scientists and clinicians working at the forefront of GI research, such as cancer and its related diseases.

Our work includes the whole genome profiling of GI cancers for the development of novel diagnostic biomarkers and drug targets, the delineation of the role of gut microflora in GI diseases, treatment of viral hepatitis B and the management of peptic ulcer bleeding.

Highlights of our recent research include:


- The identification of mutations and epigenetic alterations of colorectal cancer and gastric cancer;
- Identification of the gut microbial imbalance and influence on colorectal cancer;
- The development of microRNAs (miR-34a-5p, miR-221 and miR-18a) as non-invasive biomarkers for colorectal cancer;
- Identification of a novel oncogene in colorectal cancer (SLC12A5, SLC25A22); and

- Tumour suppressor genes (DACT2, BCL6B, CLDN3, CA4 and MDGA2) in GI cancers.

Liver disease is also highly prevalent in Asia. In Hong Kong, 7% and 27% of the general population have chronic hepatitis B and non-alcoholic fatty liver disease respectively, which may result in cirrhosis and liver cancer.

Our objective is to improve diagnostic accuracy, develop effective treatments and prevent complications in patients with liver disease. **The CUHK research team has led numerous international clinical trials for the treatment of chronic hepatitis B.** We were among the first to show that antiviral therapy can prevent disease progression and liver cancer in chronic hepatitis B, confirm the long-term safety of antiviral therapy, and use transient elastography and serum tests to accurately diagnose liver fibrosis and cirrhosis. Our research findings have been cited in international guidelines.

Moreover, our research group has published over 1,600 peer-reviewed articles, including over 300 high-impact papers and has been honoured with 45 prestigious national and international prizes, such as the State Scientific & Technological Progress Awards, the Laurel Awards for International Leadership and first-class Ministry of Education (MoE) Higher Education Outstanding Natural Science Output Awards.



Genomics

The Faculty is at the forefront of the clinical application of genomics. In particular, researchers within the Faculty have pioneered the field of non-invasive prenatal diagnosis following our discovery of fetal DNA in maternal plasma in 1997. **We have developed a robust non-invasive prenatal test for Down syndrome that is now used by millions of pregnant women every year in over 90 countries around the world.** We are also the first in the world to sequence the fetal genome from maternal plasma.

Our researchers are prominent in cancer genomics as well, especially for liver and nasopharyngeal cancers. We have developed high throughput DNA sequencing approaches towards a promising blood test that can potentially detect all types of cancer.

Recently, we have completed a 20,000-person study and confirmed that plasma Epstein-Barr virus (EBV) DNA analysis is useful for screening early asymptomatic nasopharyngeal carcinoma (NPC). By using this technology, NPC patients can be identified at significantly earlier stages when there is a much greater likelihood of successful treatment.

Our research groups are supported by the highly competitive and prestigious State Key Laboratory Programme of China and the Theme-based Research Scheme of the Hong Kong Research Grants Council.


Our researchers in these areas have been recognised through their election to the Chinese Academy of Sciences, the Chinese Academy of Engineering, the Academy of Sciences of Hong Kong, the Royal Society, the US National Academy of Sciences and the World Academy of Sciences. Other recognitions include the Future Science Prize – Life Science Prize (2016), Thomson Reuters Citation Laureate – Chemistry (2016), King Faisal Prize in Medicine (2014), the Chinese Young Women in Science Fellowship (2012), and awards from the Ministry of Science and Technology and the Ministry of Education of China.



Professor Dennis Y.M. LO

Associate Dean (Research)
Faculty of Medicine, CUHK

“We have developed a robust non-invasive prenatal test for Down syndrome that is now used by millions of pregnant women every year in over 90 countries around the world.”



Integrative Medicine

The Hong Kong Institute of Integrative Medicine was established in the autumn of 2014 with the aim of synergising the strengths of both Western and Chinese medicine.

The Institute has a distinct strategy of internationalisation and applied research. To that end, it looks for opportunities to collaborate with medical schools of overseas institutions, Chinese and Western medical sectors and industry stakeholders to promote research and development (R&D), education and the practice of integrative medicine (IM). Currently, the Institute collaborates with renowned overseas institutions, including the Universities of Toronto, Sydney, Zurich, Maryland, Duisburg-Essen, Southampton and Alberta. It also has a working relationship with the Hospital Authority of Hong Kong to explore the application of research findings on patients and develop innovative models of care in IM.

The Institute is now exploring the practicality of managing stroke rehabilitation, multiple sclerosis, chronic pain treatment, metabolic diseases, digestive diseases, skin diseases, palliative care, and women's health using an integrative Western and Chinese medicine approach.

In parallel, the Institute has established an Integrative Medical Centre at the Prince of Wales Hospital. The Centre provides a unique clinical platform for the provision of integrative medical service and evaluation of the practical aspects of this healthcare delivery model.

Aside from using evidence-based medicine (EBM) to evaluate the efficacy of IM, the Institute established an Analytic and Clinical Cooperative Laboratory for Integrative Medicine (ACCLAIM) with the University of Sydney in July 2016. The aim of this laboratory is to archive patient data sets and to decode and explore the clinical solutions embedded in the data trail.

Oncology

The Department of Clinical Oncology leads and works with multiple international collaborators in the development of biomarkers and novel therapeutics targeting specific cancer genes.

We have changed the paradigm of cancer therapy in the past and aim to continue doing so in the future. Our researchers are internationally-recognised leaders in cancers prevalent in Asia, including lung, liver, nasopharynx, and breast cancers.

The Department has two professorships held by Professor Tony MOK and Professor Anthony CHAN, supported by the Li Shu Fan Medical Foundation. In terms of honours and awards, Professor Tony MOK was awarded The Fellow of the American Society of Clinical Oncology (FASCO) in 2017. Professor Brigitte MA has been nominated to serve on the American Association for Cancer Research-Women in Cancer Research (WICR) Council for a three-year term (2016-2019). Professor Anthony CHAN is the Associate Editor of the *Annals of Oncology*, Oxford University Press, and Professor Tony MOK is the Associate Editor of *The Journal of Clinical Oncology*, American Society of Clinical Oncology, respectively.

The Department of Clinical Oncology is part of the Partner State Key Laboratory of Oncology in South China (CUHK). Our clinical trials are also accredited as a China Food and Drug Administration site. In 2009, we became a Sister Institution of the MD Anderson Cancer Center (MDACC). Our researchers have also been actively participating in the MDACC Global Academic Program. In July 2016, we were formally approved as a Main Member of the prestigious international collaborative group, NRG Oncology (formerly NSABP, RTOG and GOG).

As an active member of the Phase II Mayo Consortium hosting US National Cancer Institute (NCI) funded studies through our involvement in the Cancer Therapeutics Research Group, our team has finished accrual for the US NCI study on Nivolumab in treating patients with recurrent and/or metastatic nasopharyngeal cancer (NCT02339558). Manuscript preparation is currently in progress.

We also have an ongoing study, "A prospective study of long-term intake of dietary isoflavones and lignans on the risk of recurrence and mortality in Chinese women with early-stage breast cancer", funded by the World Cancer Research Fund. Additionally, we expanded our research projects with Cancer Research UK and Stanford University.

In 2015 and 2016, our investigators published 12 papers in top (impact factor >10) international journals. Professor Tony MOK is the first author of Osimertinib or Platinum-Pemetrexed in *EGFR*T790M-Positive Lung Cancer. *N Engl J Med* 2017; 376:629-640.



Robotic and Minimally Invasive Surgery

Minimally invasive surgery (MIS) was introduced to Hong Kong with the first laparoscopic cholecystectomy performed by the Department of Surgery of the Faculty of Medicine at The Chinese University of Hong Kong in 1990. This form of surgery results in less pain for patients after surgery and improves perioperative outcomes.

Since then, we have made major advances in MIS, including the application of laparoscopic colectomy for colorectal cancers, laparoscopic repair of perforated peptic ulcers, laparoscopic appendicectomy and thoracoscopic surgeries. Recently, we pioneered the performance of non-invasive endoscopic surgical procedures, including per-oral endoscopic myotomy for treatment of achalasia and the world's first multicentre study on robotic endoscopic submucosal dissection for the treatment of early gastric cancers.

Our work has been extensively published and widely cited in the medical literature, and we have contributed to the medical community through publications in respected high-impact journals such as *The Lancet*, *Gastroenterology*, *Annals of Surgery*, and *Journal of Bariatric Surgery*.

In 2005, we established the CUHK Jockey Club Minimally Invasive Surgical Skills Centre. This unique multidisciplinary centre is equipped with advanced laparoscopic facilities for the most up-to-date training of MIS surgeons.

The CUHK Jockey Club Minimally Invasive Surgical Skills Centre has conducted more than 1,600 training courses and trained over 20,000 healthcare professionals. The Robotic Surgery Training Centre established in 2008 is the first outside the US and Europe. A total of 1,300 console surgeons have received basic robotic surgical training at the Centre.





Dr. Jason TSANG

BMedSc (CUHK, Hons), MBChB (CUHK, Hons),
PhD (Cantab)

CUHK provided early opportunities for me to explore my passion in scientific research. I joined the intercalated year programme in my junior year to undertake a full year of laboratory research in chemical pathology. With the intrigue of curiosity and the fascination of discovery, these motivated me to embark on an adventurous career to become a pathologist-scientist and pursue doctoral postgraduate training at the University of Cambridge with the support of the Sir Edward Youde Memorial Honorary Fellowship and the Wellcome Trust International Studentship. I was able to participate in cutting-edge stem cell and genomic research in the Wellcome Trust Sanger Institute. The experience has injected new ideas into my current research on the development of novel diagnostic tools.



Dr. Catherine CHAN

MBChB (CUHK),
MRes Medical Robotics and Image-Guided Intervention
(Imperial College London)

CUHK not only helped me to become a frontline clinician, it also provided me a great platform to explore the leading edge of innovative research in medical technology. The early exposure to newly advanced robotic surgery during my medical studies and my professors who inspired me with their fascinating research have shown me the path to become a clinician-scientist. With the support of the Diana LEE WONG Pui Yue Memorial Scholarship and Hong Kong Scholarship for Excellence Scheme, I pursued a postgraduate research degree on Medical Robotics and Image Guided Intervention at Imperial College London after graduation from CUHK. I was able to collaborate with engineers and scientists from all over the world and tackle the unanswered medical challenges with the use of cutting-edge technology. Currently, I am with the Department of Surgery as a basic surgical trainee, and I hope my valuable research experience there can help kindle more innovative ideas in surgery.


Dr CHAN (2nd from left) collaborated with engineers and scientists from all over the world and tackled the unanswered medical challenges with the use of cutting-edge technology in the Imperial College London.

GLOBAL ENGAGEMENT

With the guidance and approval of the Coordinator of Clinical Elective, students can arrange an attachment of their choice either in Hong Kong or overseas in order to broaden their horizons. The clinical elective is held in the Year 5 summer for a period of four to six weeks. In 2016 to 2017, 87.6% of the students completed their clinical electives in overseas attachments across 23 countries, while 12.4% completed clinical electives in Hong Kong. In addition, the GPS programme provides outstanding students with opportunities to take part in overseas exchanges at top overseas institutions.

The University also has a long tradition of promoting term-time exchanges to give our students international exposure. Over the past few years, some of our medical students have taken part in one-year exchange study programmes in Europe and the United States.

Lily LAI - St. Thomas' Hospital, London, UK



During my summer break, I did a one-month clinical attachment at the gastroenterology department of St. Thomas' Hospital, London, UK.

St. Thomas' Hospital is very famous for its Inflammatory Bowel Disease clinic, I was very excited to see a great variety of gastrointestinal diseases, which are not common in our localities. I was able to follow many doctors to observe their clinical practice.

Doctors spent much time talking to patients and tried to identify not only their signs and symptoms, but also the patients' concerns and feelings. They set a good example for me to learn from.

CHUNG Hae Jon - Yale University, USA



The ten-week internship in Professor Sandra WOLIN's laboratory in the Boyer Center for Molecular Medicine at Yale University was a valuable and fruitful experience. It not only allowed me to immerse myself in a diverse environment with top researchers, but also strengthened my interest in molecular medicine and its clinical applications.

I also treasured the interactions I had at Yale in a research environment. The members of the lab were all willing to show and teach me the inner workings of the lab, and were very enthusiastic about their research and taught me immensely using their years of experiences.

Frank SIU - Akim Oda Government Hospital, Ghana, Africa (2nd from right)



It had long been my earnest desire to gain clinical exposure in developing countries as a medical student. My wish came true this April when I did my elective at Akim Oda Government Hospital in Ghana.

As taught in the school, history and physical examinations are the cornerstone in approaching a patient. This concept was of the utmost importance when only limited investigations could be offered, not to mention that many patients could not even afford them. It was a good platform to build up my clinical skills.

I wish one day I can come back when I am better equipped with clinical knowledge, so that more contribution can be made to where medical manpower is scarce.

Gabriel WONG - University of Oxford, UK



In 2017 summer, I attached to a haematopoiesis lab at the Weatherall Institute of Molecular Medicine in the University of Oxford.

The internship was eye opening for me, not only because it allowed me to learn about and take part in forefront research in haematopoiesis, but also because I got to try out advanced scientific methods commonly employed in biomedical research nowadays.

Joining lab meetings, journal clubs, and lunchtime seminars allowed me to appreciate the rigour that scientists apply to investigate experimental designs and arguments presented in papers, and the seminars given by guest speakers in particular provided me exposure to a wide variety of research fields.

NG On Wa - Himalayan Health Exchange, India (centre)



The one-month elective I undertook with Himalayan Health Exchange in India was definitely more than an eye-opening exposure. I was able to accomplish several goals during the expedition — from being able to apply practical skills in a resource-constricted setting to having the valuable opportunity to appreciate a unique culture as well as to enhance my medical knowledge.

Collaborating with doctors in different specialties and medical students from America, the United Kingdom and Australia, I gained extensive hands-on clinical experience through providing preventive and primary health care to more than 2,000 local patients in several villages in Himachal Pradesh. It was a fantastic preparation for my demanding final year of medical school.

Edith LAI - National Taiwan University Hospital, Taiwan



This 5-week clinical elective in Taipei brought me much fresh perspectives. I was attached to the Department of Emergency Medicine and Paediatrics throughout the clerkship and the attachment in the former one was particularly unforgettable and fulfilling.

I was allowed to follow paramedics to go in the ambulance when they received job orders. They were very resilient to all sorts of accidents and were able to make the best choice for the care of the patient.

Local teachers and colleagues were so friendly and welcoming. I was so impressed by their passion, especially when I was told that they would learn some local dialects just to communicate with the elder citizens better.

James HOOI - Monash University, Australia (centre)



Thanks to the generous opportunities offered by the Faculty, I was given the chance to go to Melbourne, Australia for an attachment in Paediatrics at Monash University for four weeks.

The hospitals there were pristine and glistening, the doctors were welcoming and passionate about teaching, and there was cutting-edge medical equipment that would never be seen in Hong Kong. Aside from the academics, I stayed in a dormitory for international students which allowed us to form close-knit friendships. Meeting many other non-medical students from each corner of this earth widened my perspective of the world.

BEYOND THE CURRICULUM



The Faculty encourages students to explore their potential, widen their perspectives and serve the community while pursuing their medical studies at CUHK. Through various student associations and the wide range of opportunities available to them, our medical students are active both on the campus and beyond.



To Learn

Our students are self-motivated learners. Besides attending lectures and receiving clinical training, students can practise physical examinations and clinical procedures at the Kai Chong Tong Clinical Skills Learning Centre and broaden their knowledge through online courses. Students have also established study groups and workshops in order to learn from one another as they strive for the same goal — to be a good doctor.

Suturing Workshops

As a student-led surgical society, the Student Surgical Association of Hong Kong (SSAHK) has been pioneering suturing workshops for pre-clinical students since 2014. In the workshops, experienced surgeons from the public and private sectors teach participants basic suturing and knot-tying skills. Students are placed in small groups and provided with their own sets of materials. During this learning experience, students are inspired by the skills and knowledge demonstrated by our tutors and able to get a glimpse of the life of a surgeon.

In 2017, SSAHK launched its first advanced suturing workshop, which teaches more complex surgical skills to medical students. Students will practise their knot tying and suturing skills on pig skin, dissect pig skin, excise artificial skin mass and close wounds under the supervision of respected tutors.

About the Student Surgical Association of Hong Kong

SSAHK is a student organisation jointly run by medical students from The Chinese University of Hong Kong and The University of Hong Kong. To promote interest in the field of surgery among undergraduate students, SSAHK organises a wide variety of activities, including suturing workshops, the Surgical Taster Day, Careers Night and interactive seminars. Through these activities, SSAHK hopes to establish connections between medical students and surgeons as well as international surgical societies.



Secondary school students participated in the Surgical Taster Day could learn a blend of surgical knowledge and skills through joining seminars, dissection sections and suturing workshops.



To Serve

Compassion and passion are two of the most vital aspects of patient care. Our students are encouraged to participate in health projects serving both local and international communities. Some students go beyond merely participating and organise their own projects. As a result of these valuable experiences, students are able to broaden their horizons, hone interpersonal skills and remind themselves what it is to be a good doctor.

The Ethnic Minority Health Project

The mission of the Ethnic Minority Health Project is to mitigate the impact of natural disasters on people living in rural China and Nepal. It is also committed to reducing behavioural and environmental health risks through evidence-based health education campaigns in remote, disaster-prone and poverty-stricken communities. The project is a collaborative effort by students, faculties, local and international professionals, as well as community representatives from a wide array of disciplines.

During one trip in 2017, a team visited Dacao Village in Yitong Manchu Autonomous County of Siping City, Jilin Province in China, which is inhabited by the Manchu ethnic group. The goal of the team was to help villagers with health interventions that alleviated the adverse impacts of natural disasters and health risks related to behavioural factors. Using data about the villagers' preparedness for disasters and health awareness, students held presentations on a variety of topics, including hypertension and salt intake, waste management, preparing for oral rehydration salt and disaster preparedness.





Nepal Medical Service Projects

In the summer of 2017, Medical Outreachers Hong Kong (MOHK) continued one of their 3-year Nepal Medical Service Projects — Project Namtar — in collaboration with Health in Action to serve Nepalese communities in need. During the two-week trip, the team visited secondary and primary schools in the remote village to carry out interactive lessons on various important health topics. They also revisited houses in the village to conduct household surveys. Evaluating health needs and hygienic conditions in the area allowed better preparation for future interventions. Together with doctors and medical students from Kathmandu, Nepal, volunteers set up a health camp to promote health knowledge, as well as provide basic health checks for hundreds of local villagers. Since this was a sustainable project, MOHK members were excited to see the impact of their previous work on the local community, which also encouraged the volunteers to go beyond borders as students and future doctors in public health and humanitarian work.

MedStart

MedStart is a two-day medical school immersion programme organised by The Asian Medical Students' Association Hong Kong (AMSAHK) for secondary school students who show an interest in medicine. The students spend one day each at CUHK and HKU, where they gain an understanding of medical school and a career in medicine so they can make informed decisions about medical school throughout the application process. The programme offers a wide array of activities, both lecture- and practical-based:

- Lectures hosted by professors of CUHK and HKU medical faculties
- Tutorial sessions and problem-based learning
- Dissection lab visit
- Clinical skills experience
- Tours of the medical faculties
- Student and doctor sharing

About Medical Outreachers Hong Kong

Medical Outreachers Hong Kong (MOHK) is a non-governmental organisation comprising medical students from The Chinese University of Hong Kong and The University of Hong Kong. It embodies three core values: Reach Out, Create and Inspire. MOHK's local and international projects serve a wide range of people, from ethnic minorities in Hong Kong to those without medical support in communities such as suburban China and Nepal. The organisation distinguishes itself by emphasising the continuity of its projects in the hope of creating lasting impact. Through the years, MOHK has witnessed the sustainable impact of its work and helped volunteers reflect on the human side of medicine, increasing their determination to become compassionate doctors. In short, the group of medical students working with MOHK aspires to and envisages a life at medical school that is not just about studying but taking action to relieve the suffering of others.

About The Asian Medical Students' Association Hong Kong

The Asian Medical Students' Association Hong Kong (AMSAHK) is the first student-led organisation jointly run by medical students from The Chinese University of Hong Kong and The University of Hong Kong. As a founding member of AMSA International and an associate member of the International Federation of Medical Students' Associations (IFMSA) recognised by both the World Health Organization and United Nations, AMSAHK strives to implement the international ideal within our local chapter: to equip medical students with expertise and dedication. On an international level, the association facilitates exchange between local students and their overseas counterparts through conferences and exchanges. Inspiration from these multicultural programmes is then brought home. With the aim of transforming ideas into action, the association organises monthly projects on scientific research, global exchange, public health and medical education, thus actively contributing towards public health promotion and policy making.



Health Exhibition

The Health Exhibition is an annual event organised by the Medical Society. As one of the largest external activities, the Health Exhibition provides free health services to the general public while raising awareness of public health and topics such as digestive diseases. The theme for this year's event, Free from Hearsay, Never Astray, is about Otorhinolaryngology (ENT). The Exhibition will include theme-based community health checks, board presentations with models and electronic displays, interactive talks by well-known doctors and performances by cultural and sports societies. This year, there is also a new feature called the Hong Kong Secondary School Health Exhibition Presentation Competition (HEPC), which aims to increase involvement by teenagers and secondary school students at the event by providing them with the chance to conduct scientific research and make presentations.

Overseas Service Trip to Galle: Natural Disaster Management and Relief

During the summer of 2017, a total of 21 medical students headed to Galle, a coastal city frequently affected by floods in Sri Lanka. The theme of this year's overseas service trip was Natural Disaster Management and Relief. To raise local awareness of the need to prepare for natural disasters, this group of volunteers organised a series of medically-related activities, such as wound treatment workshops and health checks, and lessons to local disabled students. The service trip not only provided opportunities for medical students to serve those in need, but also motivated them to become passionate, caring doctors.



Paul LEE (left)

Awardee of the Hong Kong Youth Service Scholarship 2016 and Outstanding Service Awards for Tertiary Students 2016



As a medical student, I understand that knowledge is not the sole thing you need to equip your medical career but also a well-prepared and passionate heart ready to serve the community. From Year 1 onwards, I have actively initiated various community services, ranging from a cross-border health exhibition to a local volunteer tutoring platform for ethnic minorities co-organised with a myriad of academic, business and charity organisations. With a broader vision, I founded a charity called Association of Doctors for Social Responsibility, which continues to serve the Hong Kong population concerning their health. Throughout all the projects that I have completed so far, there is a motto that keeps me going despite all the hurdles — To serve, but not to be served. Only with the passion to serve our patients and the community can we transform our passion in medicine into perfection.



To Enjoy

We believe university life is more than about study. It also involves meeting different people, building lifelong friendships, exploring your interests and discovering yourself. Through the activities organised by the Faculty and student societies, you can make the most of your time at CUHK as a medical student. The bonding happens not just among students but also with professors and alumni in a family-like relationship that has become the hallmark of CUHK Medicine.

MedEgg's Production

MedEgg's Production is a non-profit organisation promoting an aesthetic approach to health education. The drama society is composed solely of medical students, who are actively engaged in the organisation's productions: from the initial stages of scriptwriting to rehearsing and preparing backstage. MedEgg's productions complement the scientific nature of medical studies, allowing medical students to gain an appreciation of the aesthetic world and further hone their social skills, such as leadership and teamwork, self-confidence and a sense of social responsibility — all essential skills for aspiring doctors. MedEgg's stages two regular productions each year: the Annual Production in January and the Summer Production in June. Since 2015, MedEgg's has also taken part in the Inter-Collegiate Drama Competition at CUHK, becoming the first non-college drama team to do so. In 2017, MedEgg's cooperated with the Hong Kong College of Family Physicians (HKCFP) to perform at the Forum Theatre during the HKCFP 40th Anniversary Conference, with the objective of raising public awareness of the stress placed on doctors.

Medical Students' Festival

The Medical Students' Festival is an annual fundraising event for charity from October to November. Activities including a carnival, walkathon and singing contest are designed not only to raise funds for patients but also to enable students to bond with each other and have fun. The Festival also allows students to learn more about the charity and develop a sense of responsibility by serving the community while enjoying themselves and widening their social networks.

About the Medical Society

The Medical Society, CUHK is a non-profit student association founded in 1982, organised by a group of aspiring doctors to serve students in the Faculty of Medicine. Every year, the Medical Society arranges a wide variety of activities, from academic events that broaden medical students' horizons to recreational and social events that reinforce the ties between medical students and their counterparts. The Society provides medical students the opportunity to learn, relax and create ties in the community as part of an experience that takes medicine beyond academic boundaries.



Cindy LEE

Taking part in voluntary service not only allows us to have a better understanding about our community, but also equips us with a sense of compassion, which is definitely essential for working in the medical field. Starting from Year 1, I have been volunteering in some district-based services, such as exchange tours and youth festivals, which were very eye-opening experiences for me as I was able to meet other university students and organise academic activities for younger students. This year, I am glad that through collaborating with Project Gemstone, we as a group of students could conduct a service project and interviewed some ethnic minority youths in Hong Kong. This project has allowed me to know more about their daily lives and the challenges that they are facing. Through writing about their stories and publishing books, we also have a chance to share what we have observed so that more people in Hong Kong can learn about this group of teenagers and promote the idea of integration. Individual action has a rather limited effect but, together as a group, we can make a difference.

Awardee of Secretary for Home Affairs' Commendation Scheme for Youth 2016 and Outstanding Service Awards for Tertiary Students 2016



STUDENT SUPPORT



To be a good doctor, you not only have to be knowledgeable but compassionate and mature. During your medical training, you may encounter obstacles but these are just part of the resilience that every doctor-to-be needs to acquire.

Academically, you are guaranteed to be exposed to medical knowledge of immeasurable depth and breadth. As well as developing good study habits and the ability to pace yourself, you need to learn how to rely on your peers for mutual support. As young adults, you are in a critical developmental stage where social, personal, family and psychological transitions may impose additional stress on you. You should never underestimate the negative effects these stressors may have on your mental and physical state, interpersonal relationships, individual wellness and academic performance. Remember, before you can care for others, you first have to care for yourself!

Our Faculty Wellness Team, composed of Faculty members, alumni, seniors and in-house counsellors, is here to promote student wellness and personal growth via workshops, retreats, group therapy and individual counselling. Together with the University, Colleges and field experts, we welcome you on your journey to becoming the doctors of tomorrow.



CU Medical Alumni Buddy Programme

A traditional alumni mentorship programme is valuable for contributing advice, support and career guidance to students. However, conventional mentorship programmes may fall short when matching mentors and mentees, unless both parties are highly motivated.

In an attempt to improve the success rate and sustainability of mentorship programmes, a group of enthusiastic alumni working in both the public and private sectors have formed the CU Medical Alumni Buddy Programme. Senior alumni are the “big buddies” of the programme and, with the support of the Dean, additional senior buddies are recruited from alumni among our Faculty staff.

Under the current medical students Orientation Camp grouping system, all students are assigned to 14 groups with alumni buddies.

The programme brings together students and alumni in a mutually rewarding relationship. Through participation in social and academic activities, alumni buddies become more closely connected with students from various classes, while students are linked with their peers from different forms.

The alumni network also offers channels for students to explore their potential, gain leadership skills, and participate in social service and humanitarian work. In this way, the programme bridges the gap between the classroom and professional world to prepare students better for their future

careers. Senior alumni and peer buddies in the group serve as role models, provide support, offer job search advice and give career guidance to juniors.

At the same time, fellow alumni in the core group gain valuable insights from various senior and peer buddies, while having the opportunity to update their knowledge and improve their own coaching, leadership and communication skills.

Various activities have been rolled out to cater for medical students from different years, such as Pre-O Camp and O Camp gatherings for junior students and Career Talks for senior students. Other activities — such as talks on extra-curricular issues, stress relief workshops and life-career balance sharing sessions — are planned for the whole year. Buddies in the different groups also arrange ad hoc gatherings or dinner parties with their own mentees from time to time.

In order to connect graduates with medical students for advice and career guidance, a Facebook fan page — CU Medic Buddies — has been established. This page has over 2,000 fans who are all CU medical alumni and students.

Ultimately, we wish to pass on our tradition of mentorship to our successors and continue our heritage for CUHK medicine.

FINANCIAL AID AND SCHOLARSHIPS



Students can apply for territory-wide university, college and faculty scholarships. There are more than 370 scholarships and awards offered by The University, Colleges and Faculty of Medicine to students who achieve academic excellence, demonstrate outstanding leadership, and participate in extracurricular and community services. Nearly half of medical students received scholarships in 2016/17. To help students in need meet part of the cost of their university education, the Government has made provisions for grants and loans through the Student Finance Office. The University and the Faculty of Medicine also administer their own bursaries, loans and campus work schemes for registered local and non-local students.



Awardee of the Dr. & Mrs. Tzu Leung Ho Outstanding Academic Awards Grand Medal



Awardee of the My Life in Medicine Award

Winnie SUNG

I am most honoured to be invited to share with you all my experience and gratitude throughout medical school.

Dr. and Mrs. Tzu Leung HO have been taking care of us students out of passion to nurture the future generation of doctors. Dr. Ho would host lunch gatherings with students from all years once every few months. Through attending several of these lunch meetings with Dr. Ho, I appreciate Dr. Ho making time from his busy schedule to reach out to any medical student who signed up, to listen to their struggles and give advice. He is a wonderful role model to look up to, as a humble and sincere senior who is always close to our hearts. It is a blessing to be under his mentorship, and I am inspired to teach as much as I can to juniors who need help and guidance.

These five years of medical school has been a memorable ride. I have been through the initial anxiety and obsession, followed by some disappointment and moments of depression, and luckily in the end I found balance and precious friendships on the way. It is by God's grace that I am here today, graduated and practising medicine. I have learned how to turn stress into motivation, and how we can get through adverse situations if we do it together. I'm most grateful to be a CUHK student with awesome teachers and classmates.

Bernice CHEUNG

It is my great honour to be awarded the My Life in Medicine Award. With the emphasis on nurturing competent and, more importantly, compassionate doctors, this award encourages me to pursue extracurricular endeavours. And I am proud to say that CUHK Medicine is the best nurturing place for me to fulfil my pursuits.

In June 2017, I took part in a 2-week service project in Namtar, Nepal. I joined the Summer Research Internship programme organised by the School of Biomedical Sciences. I also attended Asia-Pacific Regional Meeting 2017 in September in Japan.

I am grateful to have a caring and supportive GPS mentor, who encourages me to keep exploring and developing my interests in order to better equip myself and to stay passionate about serving the community. I am utterly excited about the coming years of training at CUHK, and I am sure the endless hours of studying in the future will be endurable and fun with the support from classmates and seniors who are always eager to share their learning experience.

MESSAGES FROM ALUMNI



Dr. Che Chung LUK

MBChB 1986

Cluster Chief Executive, Hong Kong West Cluster, Hospital Authority

"CUHK nurtures our fellow students and doctors to cure, and more importantly, care and love our patients. I am blessed to be part of this lifelong journey led by the Faculty."



Professor Jimmy Bok Yan SO

MBChB 1991

Professor of Surgery, National University of Singapore

Head and Senior Consultant, Division of Surgical Oncology,
National University Cancer Institute of Singapore (NCIS)

Director and Senior Consultant, Upper Gastrointestinal Surgery Service, University Surgical Cluster,
National University Hospital (NUH), Singapore

"Medicine is a fulfilling and meaningful profession. Even though I have moved to Singapore for more than 20 years, I am always proud to be a graduate from CUHK. I am very glad to see CUHK Medicine growing much over the years and has become a world-renowned academic medical centre."



Professor Ting Fan LEUNG

MBChB 1992

Chairman and Professor, Department of Paediatrics, Faculty of Medicine, CUHK

"Being a medical student in CUHK not only equipped me well with basic knowledge, medical advances and a persevering attitude to meet the life-long clinical challenges but also fostered my strong bonding with and sense of responsibility and togetherness in this growing family! I am confident that all medical students will join me and many other alumni in supporting the maturation of our Faculty. Please make the wise decision to join our CUHK Medicine family!"




Dr. Fei Chau PANG

MBChB 1994

Hospital Chief Executive, Grantham Hospital, Hong Kong West Cluster, Hospital Authority

Hospital Chief Executive, Tung Wah Hospital, Hong Kong West Cluster, Hospital Authority (with effect from November 1, 2017)

"Ever since I graduated from CUHK, 'doctor' almost becomes part of my name in the workplace. This additional title grants all doctors not only professional privilege, but also responsibility and commitment to work for the best interests of patients as well as our community. Let us extend such commitment wholeheartedly to save lives of people and promote health to our society."



Professor Patrick Shu Hang YUNG

MBChB 1994

2009 Ten Outstanding Young Persons Awardee

Professor, Department of Orthopaedics and Traumatology, Faculty of Medicine, CUHK

Director, Hong Kong Centre for Sports Medicine and Sports Sciences

"As Medics, don't treat your work as just a job, please take it as a mission..... a gift from God to be able to serve the community! Find your interest in this mission and strive for your dream..... you will then excel and enjoy from it very much!"




Professor Anskar Yu Hung LEUNG

MBChB 1996

Li Shu Fan Medical Foundation Professor in Haematology, HKU

"As medical students and doctors, we all learn from the patients whom we care for. This is not about the few diseases that we know, but about the vast majority of them that we don't and how vulnerable we can be as an individual."



Dr. Bonnie Chun Kwan WONG

MBChB 2002

President of CUHK Medical Alumni Association

Clinical Assistant Professor (Honorary), Department of Medicine and Therapeutics, Faculty of Medicine, CUHK

"Be ready to join this big warm family. CUHK Medicine is a fantastic incubator for young doctors to make their dreams a reality, while the Alumni Association provides a platform where we can draw support from each other and from the school, with the vision to improve the lives of our patients and the healthcare of our community."



Dr. Akin Kin Wah CHAN

MBChB 2004

Surgeon, Médecins Sans Frontières Volunteer

"Grateful thanks to CUHK Medicine, which not only moulded me into a better doctor, but more importantly, a better person. Beside medical knowledge and surgical skills, I learned from the alma mater how to treat your patients using your "heart"."



Dr. Timothy Hua Tse CHENG

MBChB 2009

DPhil (Oxon)

Rhodes Scholar, Hong Kong and Green Templeton 2010

Clinical Lecturer, Department of Chemical Pathology, Faculty of Medicine, CUHK

"My time at CUHK gave me a solid platform to pursue doctoral studies in cancer genetics at the University of Oxford, which is a terrific opportunity to strike a balance between practising medicine and taking the time to think and ask questions about the many things that remain unknown."



Dr. Wing Yan KWONG

MBChB 2010

Awardee of 2016 Hong Kong Humanity Award

"We, as medical professionals, are fortunate enough to impart changes into other's lives each single day. I am glad to see a lot of CUHK graduates enduring hardships and sacrifices to improve the lives of many patients across the world with their professional skills and knowledge. Keep it going!"



Dr. Owen Ho KO

MBChB 2015

PhD (University College London)

Clinical Lecturer, Department of Medicine and Therapeutics, Faculty of Medicine, CUHK

"I took a long break between my pre-clinical and clinical years to pursue research, as I have always been very keen on being capable of both practising medicine and advancing science and medicine through research. CUHK provided me with a perfect platform to learn the basic sciences I needed to know before my PhD studies, and the Faculty has always been very supportive of my study and research plans."



Dr. Diana Siao Cheng HAN

MBChB 2017

"I think the student life in CUHK Medicine is truly unique in that there is such an atmosphere of friendliness and mutual support. I really appreciate the bond my peers have with each other ever since the Year 1 O-camp. The spirit is to help each other pass together — where we are definitely not competitors and not just classmates, but teammates in the same boat."

**Choh-Ming Li Basic Medical Sciences Building
The Chinese University of Hong Kong
Shatin, New Territories, Hong Kong**

Tel : (852) 3943 6891 / 3943 6806

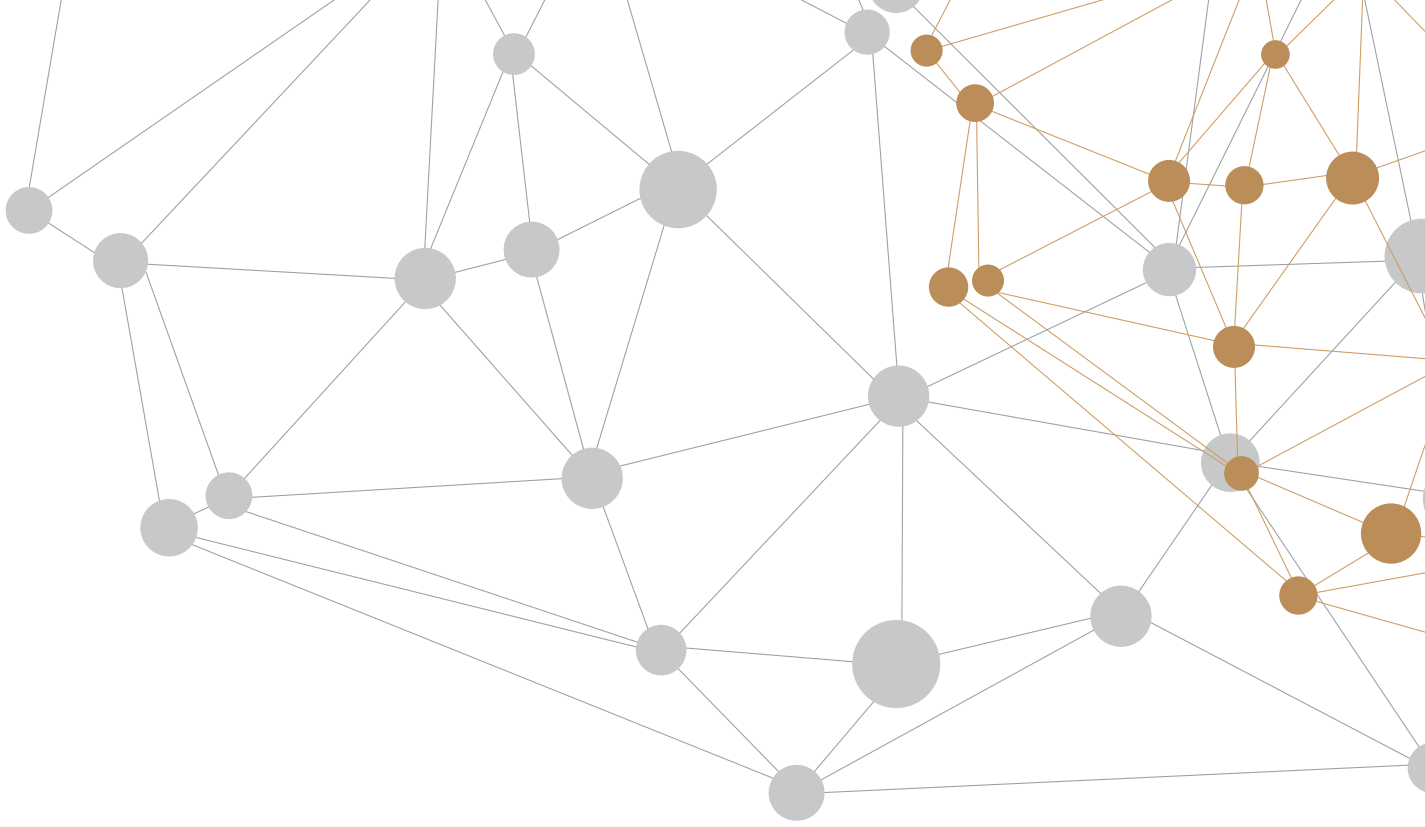
Fax : (852) 2603 5821 / 2603 7997

Email : faculty@med.cuhk.edu.hk

Website : www.med.cuhk.edu.hk

Facebook : www.facebook.com/CUHKMedicine





香港中文大學
The Chinese University of Hong Kong

Transforming our Passion into Perfection