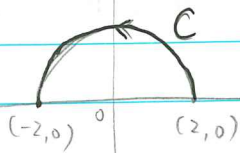


MATH2550
Course Work 3

1. Find $\int_C y \, ds$ where C is the ^{upper} semi-circle of radius 2, centered at $(0,0)$ and running from $(2,0)$ to $(-2,0)$.
2. Repeat question 1 with the curve C replaced by a quarter circle of radius 2 running from $(2,0)$ to $(0,2)$.
3. Repeat question 2 with the curve C now being the line segment joining $(2,0)$ to $(0,2)$.
4. Write down the equation of the tangent line to the curve $y = 1/x$ at any point $(a, 1/a)$. Here a is assumed to be a positive number. Then, find (in terms of a) the 2 points where the tangent line intersects the x -axis, respectively the y -axis. Finally, show that the areas the right-angle triangle formed by such tangent lines & the two axis is always the same.
5. Write down equation of tangent plane to the surface $z = xy$ at the point $x = 1, y = -1$. Find also a unit normal vector to this plane.

1.



① Parametrize C : $\alpha: [0, \pi] \rightarrow \mathbb{R}^2$ defined by

$$\alpha(t) = (2\cos t, 2\sin t)$$

i.e.
$$\begin{cases} x(t) = 2\cos t \\ y(t) = 2\sin t \end{cases}, \quad t \in [0, \pi]$$

② $f(x, y) = y$,

express f as a function of the new parameter t .

$$f(x(t), y(t)) = y(t) = 2\sin t$$

③ Find the "speed" of the curve C .

i.e. Compute $|\alpha'(t)|$

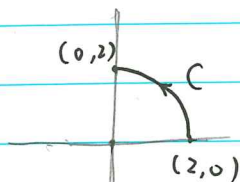
$$\alpha'(t) = (x'(t), y'(t)) = (-2\sin t, 2\cos t)$$

$$|\alpha'(t)| = \sqrt{|x'(t)|^2 + |y'(t)|^2} = 2$$

④ Compute $\int_C f \, ds$

$$\begin{aligned} \int_C f \, ds &= \int_0^\pi f(x(t), y(t)) \cdot |\alpha'(t)| \, dt \\ &= \int_0^\pi 2\sin t \cdot 2 \, dt = 4 \int_0^\pi \sin t \, dt \\ &= -4 \cos t \Big|_0^\pi = -4(-1 - 1) = 8 \end{aligned}$$

2.

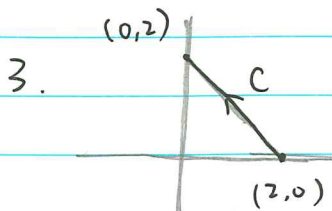


① $\alpha: [0, \frac{\pi}{2}] \rightarrow \mathbb{R}^2$,

$$\alpha(t) = (2\cos t, 2\sin t) = (x(t), y(t))$$

②, ③ same as Q1

$$\text{④ } \int_C f \, ds = \int_0^{\frac{\pi}{2}} 4 \sin t \, dt = -4 \cos t \Big|_0^{\frac{\pi}{2}} = -4(0 - 1) = 4$$



① Parametrize C :

$\alpha : [0, 1] \rightarrow \mathbb{R}^2$ defined by

$$\alpha(t) = (x(t), y(t)) = (2, 0) + t(-2, 2) = (2-2t, 2t)$$

expression of a straight line

② $f(x, y) = f(x(t), y(t)) = 2t$

③ $\alpha'(t) = (-2, 2)$, $|\alpha'(t)| = \sqrt{(-2)^2 + 2^2} = 2\sqrt{2}$

④ $\int_C f ds = \int_0^1 2t \cdot 2\sqrt{2} dt \quad (= \int_0^1 f(x(t), y(t)) \cdot |\alpha'(t)| dt)$
 $= 4\sqrt{2} \int_0^1 t dt = 2\sqrt{2}$

4. ① ^{Direct} ~~Implicit~~ differentiation : (view y as a function of x)

$y = \frac{1}{x}$, $\Rightarrow \frac{dy}{dx} = -\frac{1}{x^2}$

$\frac{dy}{dx} \Big|_{x=a} = -\frac{1}{a^2}$ (slope)

So the tangent line :

$$y = -\frac{1}{a^2}(x-a) + \frac{1}{a} = -\frac{1}{a^2}x + \frac{2}{a}$$

② Consider linear approximation (Taylor expansion to the 1st order) :

$f(x, y) = \frac{1}{x} - y = 0$

..... expression of the curve

$f_x = -\frac{1}{x^2}$, $f_y = -1$

$f_x(a, \frac{1}{a}) = -\frac{1}{a^2}$, $f_y(a, \frac{1}{a}) = -1$

$T_1(x, y) = f(a, \frac{1}{a}) + f_x(a, \frac{1}{a}) \cdot (x-a) + f_y(a, \frac{1}{a}) \cdot (y-\frac{1}{a})$

$= 0 - \frac{1}{a^2}(x-a) - (y-\frac{1}{a})$

$= -\frac{1}{a^2}x - y + \frac{2}{a}$

So the line is : $-\frac{1}{a^2}x - y + \frac{2}{a} = 0$ (Set $T_1(x, y) = 0$)

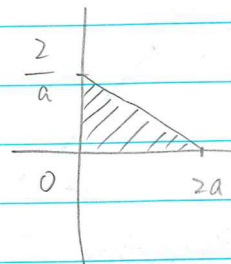
$$y = -\frac{1}{2a}x + \frac{z}{a}$$

y-intercept : $x=0 \Rightarrow y = \frac{z}{a}$

x-intercept : $y=0 \Rightarrow x = 2a$

Hence Area of triangle = $\frac{1}{2} \cdot 2a \cdot \frac{z}{a}$
= z

(It's constant)



5. ① $f(x, y, z) = xy - z = 0$

$f_x = y, f_y = x, f_z = -1$

\Rightarrow When $x=1, y=-1, z = xy = -1$

$f_x(1, -1, -1) = -1, f_y(1, -1, -1) = 1, f_z(1, -1, -1) = -1$

$\Rightarrow T_1(x, y, z) = f(1, -1, -1) + (-1) \cdot (x-1) + 1 \cdot (y+1) + (-1) \cdot (z+1)$
= $0 - (x-1) + (y+1) - (z+1)$

For the tangent plane, set $T_1(x, y, z) = 0$

$\Rightarrow x - y + z - 1 = 0$

② Directly view z as a function of x, y .

$z(1, -1) = -1$

$\frac{\partial z}{\partial x} = y, \frac{\partial z}{\partial y} = x \Rightarrow \frac{\partial z}{\partial x}(1, -1) = -1, \frac{\partial z}{\partial y}(1, -1) = 1$

$z = -1 + (-1) \cdot (x-1) + 1 \cdot (y+1)$

$z = -1 - x + 1 + y + 1$

$\Rightarrow x - y + z - 1 = 0$

Normal of the plane : $(1, -1, 1)$ (coefficients of x, y, z)

Reason: for a plane $P: ax + by + cz + d = 0$,

(a, b, c) is a normal vector to P .

let $(x_1, y_1, z_1), (x_2, y_2, z_2) \in P$,

$\begin{cases} ax_1 + by_1 + cz_1 + d = 0 \\ ax_2 + by_2 + cz_2 + d = 0 \end{cases}$

$\Rightarrow a(x_1 - x_2) + b(y_1 - y_2) + c(z_1 - z_2) = 0$

(i.e. $(a, b, c) \perp$ any lines inside P)