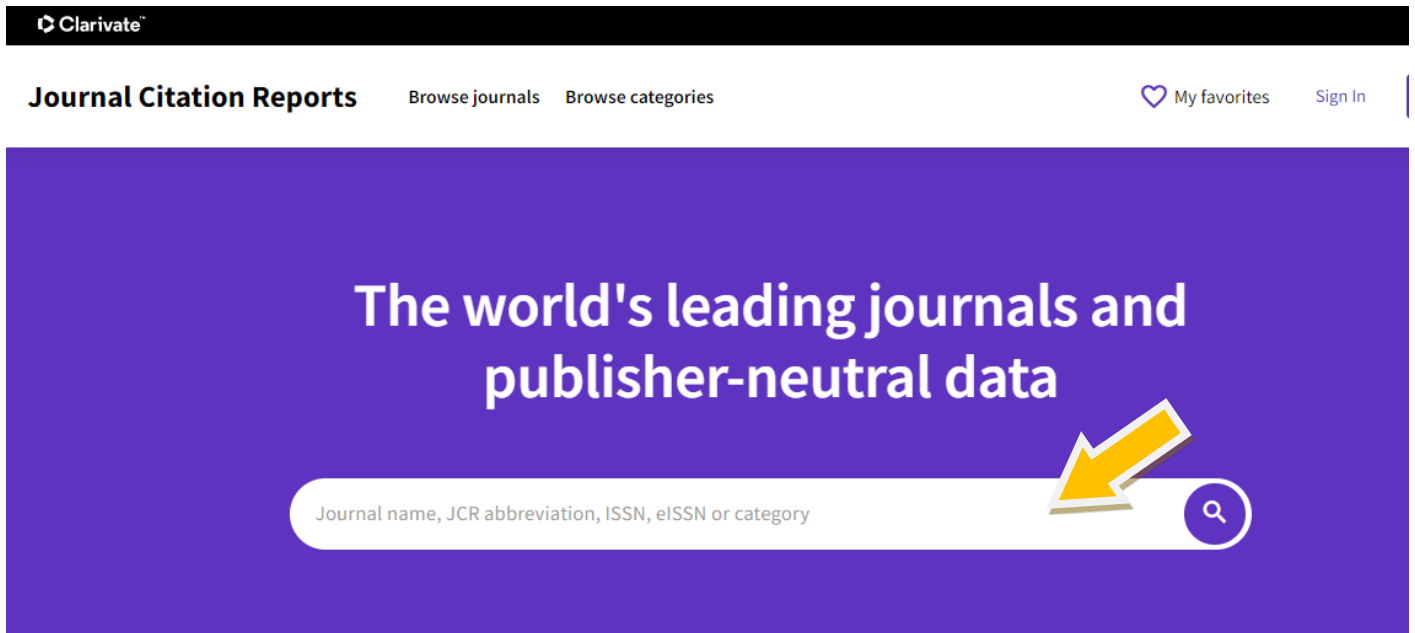


# Journals Ranking

## Guidance notes

Please visit <https://jcr.clarivate.com/jcr/home>, and enter the Journal name in search box.



For examples, enter “ECS Journal of Solid State Science and Technology”.



The results of this Journal will be shown.

**Journal Citation Reports** [Browse journals](#) [Browse categories](#) [My favorites](#) [Sign In](#) [Regi](#)

1 journal

[See all journals](#)

Journal name	ISSN	eISSN	Categories	Most recent JCR year
<input type="checkbox"/> <a href="#">ECS Journal of Solid State Science and Technology</a>	2162-8769	2162-8777	Multiple MATERIALS SCIENCE, MULTIDISCIPLINARY - SCIE PHYSICS, APPLIED - SCIE	2020

You can view all the details and statistics data for this Journal, i.e. journal impact factor, journal citation indicator, total citations, ranking etc.

**Journal Citation Reports** [Browse journals](#) [Browse categories](#) [My favori](#)

Search results > [Journal profile](#)

JCR YEAR  
2020

# ECS Journal of Solid State Science and Technology

ISSN  
2162-8769

EISSN  
2162-8777

JCR ABBREVIATION  
ECS J SOLID STATE SC

**Journal information**

EDITION  
Science Citation Index Expanded (SCIE)

CATEGORY  
MATERIALS SCIENCE, MULTIDISCIPLINARY - SCIE  
PHYSICS, APPLIED - SCIE

LANGUAGES  
English

REGION  
USA

**Publisher information**

# Journal Impact Factor

The Journal Impact Factor (JIF) is a journal-level metric calculated from data indexed in the Web of Science Core Collection. It should be used with careful attention to the many factors that influence citation rates, such as the volume of publication and citations characteristics of the subject area and type of journal. The Journal Impact Factor can complement expert opinion and informed peer review. In the case of academic evaluation for tenure, it is inappropriate to use a journal-level metric as a proxy measure for individual researchers, institutions, or articles. [Learn more](#)

2020 JOURNAL IMPACT FACTOR

**2.070**

[View calculation](#)

JOURNAL IMPACT FACTOR WITHOUT SELF CITATIONS

1.603

[View calculation](#)

## Journal Impact Factor contributing items

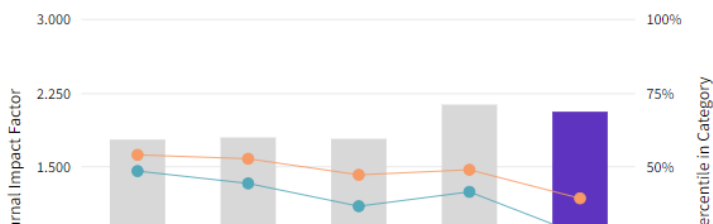
Citable items (675)

Citing Sources (330)

TITLE	CITATION COUNT
2300V Reverse Breakdown Voltage Ga2O3 Schottky Rectifiers	32
Review-Field-Effect Transistor Biosensing: Devices and Clinical Applications	31
Review-Theory and Characterization of Doping and Defects in beta-Ga2O3	26
Review-Mn4+-Activated Red and Deep Red-Emitting Phosphors	24

## Journal Impact Factor Trend 2020

[Export](#)



Rank by Journal Impact Factor (JIF) of a journal in a subject in specific years will be shown.

# Rank by Journal Impact Factor

Journals within a category are sorted in descending order by Journal Impact Factor (JIF) resulting in the most recent year is presented at the top of the list, with other years shown in reverse chronologic

JCR YEAR	JIF RANK	JIF QUARTILE	JIF PERCENTILE	
2020	7/265	Q1	97.55	<div style="width: 97.55%;"></div>
2019	7/261	Q1	97.51	<div style="width: 97.51%;"></div>
2018	14/254	Q1	94.69	<div style="width: 94.69%;"></div>
2017	21/252	Q1	91.87	<div style="width: 91.87%;"></div>
2016	35/255	Q1	86.47	<div style="width: 86.47%;"></div>
2015	54/254	Q1	78.94	<div style="width: 78.94%;"></div>
2014	35/257	Q1	86.58	<div style="width: 86.58%;"></div>
2013	30/251	Q1	88.25	<div style="width: 88.25%;"></div>
2012	43/247	Q1	82.79	<div style="width: 82.79%;"></div>

Rank by Journal Citation Indicator (JCI) of a journal in a subject in specific years will be shown.

## Rank by Journal Citation Indicator (JCI) ⓘ

Journals within a category are sorted in descending order by Journal Citation Indicator (JCI) res for the most recent year is presented at the top of the list, with other years shown in reverse chr


CATEGORY

**MATHEMATICS, APPLIED**


**8/309**

JCR YEAR	JCI RANK	JCI QUARTILE	JCI PERCENTILE	
2020	8/309	Q1	97.57	
2019	8/309	Q1	97.57	
2018	17/308	Q1	94.64	
2017	24/304	Q1	92.27	

To view Journal categories, please select “Browse categories” in the home page.





Journal name, JCR abbreviation, ISSN, eISSN or category 

---

 **Already have a manuscript?**  
Find relevant, reputable journals for potential publication of your research using Manuscript matcher. [Match my manuscript](#)



---

See full listings and refine your search

 [Browse journals](#)  [Browse categories](#)  [Browse publishers](#)  [Browse countries](#)


*COMING SOON* *COMING SOON*

Please page down to find “Mathematics”, and click “Mathematics”, all the Journal categories in Mathematics will be shown.

 **Mathematics** 

	NUMBER OF CATEGORIES	NUMBER OF JOURNALS	NUMBER OF CITABLE ITEMS
	<b>12</b>	1,703	189,126
<p>Covers a broad range of subspecialties in mathematics, including in physics, computer science, logic, and statistics.</p> <ul style="list-style-type: none"> <li>COMPUTER SCIENCE, ARTIFICIAL INTELLIGENCE</li> <li>COMPUTER SCIENCE, THEORY &amp; METHODS</li> <li>LOGIC</li> <li>MATHEMATICAL &amp; COMPUTATIONAL BIOLOGY</li> <li>MATHEMATICS</li> <li>MATHEMATICS, APPLIED</li> <li>MATHEMATICS, INTERDISCIPLINARY APPLICATIONS</li> <li>OPERATIONS RESEARCH &amp; MANAGEMENT SCIENCE</li> <li>PHYSICS, MATHEMATICAL</li> <li>PSYCHOLOGY, MATHEMATICAL</li> <li>SOCIAL SCIENCES, MATHEMATICAL METHODS</li> <li>STATISTICS &amp; PROBABILITY</li> </ul> <p><a href="#">See All 12</a></p>			

Let's say if you'd like to view the Journals in Mathematics categories. Please select "Mathematics".

 Mathematics

Covers a broad range of subspecialties in mathematics, including in physics, computer science, logic, and statistics.

NUMBER OF CATEGORIES


12

NUMBER OF JOURNALS


1,703

NUMBER OF CITABLE ITEMS

189,126

- COMPUTER SCIENCE, ARTIFICIAL INTELLIGENCE
- COMPUTER SCIENCE, THEORY & METHODS
- LOGIC
- MATHEMATICAL & COMPUTATIONAL BIOLOGY
- MATHEMATICS 
- MATHEMATICS, APPLIED
- MATHEMATICS, INTERDISCIPLINARY APPLICATIONS
- OPERATIONS RESEARCH & MANAGEMENT SCIENCE
- PHYSICS, MATHEMATICAL
- PSYCHOLOGY, MATHEMATICAL
- SOCIAL SCIENCES, MATHEMATICAL METHODS
- STATISTICS & PROBABILITY
- See All 12

Then, you could click "Mathematics" in either "SCIE" or "ESCI" edition.

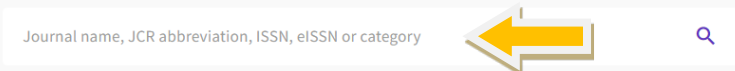
MATHEMATICS						
Category	Group	Edition	# of journals	Citable Items	Total Citations	Median impact factor
MATHEMATICS 	Mathematics	SCIE	330	34,948	687,428	0.964
MATHEMATICS	Mathematics	ESCI	141	6,634	29,070	n/a

All results will be shown, you could view all the Journals in "Mathematics" categories here.

MATHEMATICS SCIE JCR Year: 2020								
Journal name	ISSN	eISSN	Category	Total Citations	2020 JIF	JIF Quartile	2020 JCI	% of OA Gold
<input type="checkbox"/> ACTA NUMERICA	0962-4929	1474-0508	MATHEMATICS - SCIE	2,429	11.091	Q1	9.33	5.88 %
<input type="checkbox"/> JOURNAL OF THE AMERICAN MATHEMATICAL SOCIETY	0894-0347	1088-6834	MATHEMATICS - SCIE	4,299	5.318	Q1	5.38	91.30 %
<input type="checkbox"/> ANNALS OF MATHEMATICS	0003-486X	1939-8980	MATHEMATICS - SCIE	15,090	5.246	Q1	4.74	0.00 %
<input type="checkbox"/> Advances in Nonlinear Analysis	2191-9496	2191-950X	MATHEMATICS - SCIE	1,077	4.279	Q1	3.23	71.58 %
<input type="checkbox"/> ACTA MATHEMATICA	0001-5962	1871-2509	MATHEMATICS - SCIE	5,234	4.273	Q1	2.91	96.97 %
<input type="checkbox"/> Publications Mathematiques de l'IHES	0073-8301	1618-1913	MATHEMATICS - SCIE	1,916	4.063	Q1	3.78	0.00 %
<input type="checkbox"/> Journal of Numerical Mathematics	1570-2820	1569-3953	MATHEMATICS - SCIE	567	3.778	Q1	2.60	2.50 %
<input type="checkbox"/> Forum of Mathematics Pi	2050-5086	2050-5086	MATHEMATICS - SCIE	195	3.400	Q1	3.62	100.00 %

To do a better search, you may sort by “Journal name”, “Total citations”, “JIF” or “JCI” by clicking ▼ to refine the results. Or you could simply search the Journal name in the search box.

330 journals <sup>1</sup>

Journal name, JCR abbreviation, ISSN, eISSN or category 


Indicators: Default ▼

MATHEMATICS SCIE JCR Year: 2020

Filter 3


Journal name	ISSN	eISSN	Category	Total Citations	2020 JIF	JIF Quartile	2020 JCI
<input type="checkbox"/> JOURNAL OF MATHEMATICAL ANALYSIS AND APPLICATIONS	0022-247X	1096-0813	MATHEMATICS - SCIE	29,202	1.583	Q1	1.13
<input type="checkbox"/> JOURNAL OF DIFFERENTIAL EQUATIONS	0022-0396	1090-2732	MATHEMATICS - SCIE	20,676	2.430	Q1	2.26
<input type="checkbox"/> TRANSACTIONS OF THE AMERICAN MATHEMATICAL SOCIETY	0002-9947	1088-6850	MATHEMATICS - SCIE	19,220	1.412	Q2	1.48
<input type="checkbox"/> PROCEEDINGS OF THE AMERICAN MATHEMATICAL SOCIETY	0002-9939	1088-6826	MATHEMATICS - SCIE	16,042	1.016	Q2	0.79
<input type="checkbox"/> ANNALS OF MATHEMATICS	0003-486X	1939-8980	MATHEMATICS - SCIE	15,090	5.246	Q1	4.74

Another search samples, if you'd like to view the Journals in Applied Mathematics categories. Please select "Mathematics, Applied".

 Mathematics

Covers a broad range of subspecialties in mathematics, including in physics, computer science, logic, and statistics.

NUMBER OF CATEGORIES	NUMBER OF JOURNALS	NUMBER OF CITABLE ITEMS
12	1,703	189,126

- COMPUTER SCIENCE, ARTIFICIAL INTELLIGENCE
- COMPUTER SCIENCE, THEORY & METHODS
- LOGIC
- MATHEMATICAL & COMPUTATIONAL BIOLOGY
- MATHEMATICS
- MATHEMATICS, APPLIED 
- MATHEMATICS, INTERDISCIPLINARY APPLICATIONS
- OPERATIONS RESEARCH & MANAGEMENT SCIENCE
- PHYSICS, MATHEMATICAL
- PSYCHOLOGY, MATHEMATICAL
- SOCIAL SCIENCES, MATHEMATICAL METHODS
- STATISTICS & PROBABILITY




[See All 12](#)

Then, you could click "Mathematics, Applied" in either "SCIE" or "ESCI" edition.

MATHEMATICS, APPLIED 

Category	Subcategory	Edition	# of journals	Citable Items	Total Citations	Median impact factor
MATHEMATICS, APPLIED	Mathematics	SCIE	265	32,191	778,458	1.392
MATHEMATICS, APPLIED	Mathematics	ESCI	44	1,853	8,766	n/a

All results will be shown, you could view all the Journals in "Mathematics, Applied" categories.

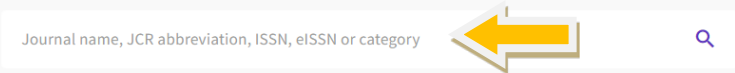
MATHEMATICS, APPLIED  SCIE  JCR Year: 2020 

Journal name	ISSN	eISSN	Category	Total Citations	2020 JIF	JIF Quartile	2020 JCI	% of OA Gold
<input type="checkbox"/> SIAM REVIEW	0036-1445	1095-7200	MATHEMATICS, APPLIED - SCIE	10,631	10.780	Q1	6.93	13.16 %
<input type="checkbox"/> Nonlinear Analysis-Hybrid Systems	1751-570X	1878-7460	MATHEMATICS, APPLIED - SCIE	2,783	6.163	Q1	2.58	0.71 %
<input type="checkbox"/> INTERNATIONAL JOURNAL OF ROBUST AND NONLINEAR CONTROL	1049-8923	1099-1239	MATHEMATICS, APPLIED - SCIE	10,239	4.406	Q1	1.55	3.19 %
<input type="checkbox"/> Advances in Nonlinear Analysis	2191-9496	2191-950X	MATHEMATICS, APPLIED - SCIE	1,077	4.279	Q1	3.23	71.58 %
<input type="checkbox"/> Communications in Nonlinear Science and Numerical Simulation	1007-5704	1878-7274	MATHEMATICS, APPLIED - SCIE	14,765	4.260	Q1	1.92	2.04 %
<input type="checkbox"/> Mathematical Modelling of Natural Phenomena	0973-5348	1760-6101	MATHEMATICS, APPLIED - SCIE	1,241	4.157	Q1	1.22	33.15 %
<input type="checkbox"/> APPLIED MATHEMATICS AND COMPUTATION	0096-3003	1873-5649	MATHEMATICS, APPLIED - SCIE	37,512	4.091	Q1	2.41	0.96 %



To do a better search, you may sort by “Journal name”, “Total citations”, “JIF” or “JCI” by clicking ▼ to refine the results. Or you could simply search the Journal name in the search box.





265 journals <sup>1</sup>

Journal name, JCR abbreviation, ISSN, eISSN or category 

Indicators: Default ▼

MATHEMATICS, APPLIED ✕ SCIE ✕ JCR Year: 2020 ✕

Filter 3

Journal name 	ISSN	eISSN	Category	Total Citations 	2020 JIF 	JIF Quartile	2020 JCI 
<input type="checkbox"/> SIAM REVIEW	0036-1445	1095-7200	MATHEMATICS, APPLIED - SCIE	10,631	10.780	Q1	6.93
<input type="checkbox"/> Nonlinear Analysis-Hybrid Systems	1751-570X	1878-7460	MATHEMATICS, APPLIED - SCIE	2,783	6.163	Q1	2.58
<input type="checkbox"/> INTERNATIONAL JOURNAL OF ROBUST AND NONLINEAR CONTROL	1049-8923	1099-1239	MATHEMATICS, APPLIED - SCIE	10,239	4.406	Q1	1.55
<input type="checkbox"/> Advances in Nonlinear Analysis	2191-9496	2191-950X	MATHEMATICS, APPLIED - SCIE	1,077	4.279	Q1	3.23
<input type="checkbox"/> Communications in Nonlinear Science and Numerical Simulation	1007-5704	1878-7274	MATHEMATICS, APPLIED - SCIE	14,765	4.260	Q1	1.92

*Updated on 25 April 2022*