

Connect to Office 365 Mail on iOS platform

(This user guide suits iOS 13 the best for DUO 2FA enabled users and is applicable to iOS 12 or above with slight difference in user interface.)


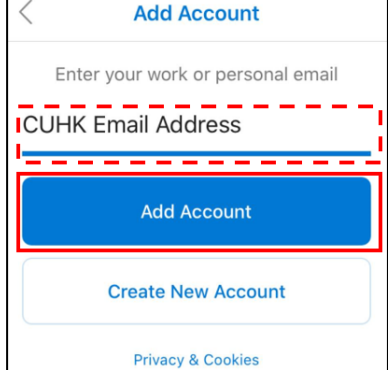

Table of Contents

A.	Set up Office 365 Mail Account on Outlook (Recommended).....	1
B.	Set up Office 365 Mail Account on iOS Native Mail Client.....	3

For enquiries, please contact ITSC

- Hotline: 3943 8845 (during office hours)
- Online Service Desk: <http://servicedesk.itsc.cuhk.edu.hk>

A. Set up Office 365 Mail Account on Outlook (Recommended)

<p>1. Download Outlook from App Store</p>	
<p>2. Open the Outlook App,</p> <p>Enter *CUHK Email Address</p> <p>*CUHK Email Address</p> <ul style="list-style-type: none"> • Students: <i>Student-ID@link.cuhk.edu.hk</i> • Staff, <i>alias@cuhk.edu.hk</i> • Alumni: <i>alumni-ID@link.cuhk.edu.hk</i> <p>Click Add Account.</p>	
<p>3. Enter</p> <ul style="list-style-type: none"> • *CUHK Email Address • OnePass Password <p>*CUHK Email Address</p> <ul style="list-style-type: none"> • Students: <i>Student-ID@link.cuhk.edu.hk</i> • Staff, <i>alias@cuhk.edu.hk</i> • Alumni: <i>alumni-ID@link.cuhk.edu.hk</i> <p>Click Sign in.</p>	

For the users who enrolled [DUO Two Factor Authentication \(2FA\)](#), then input either one of the following forms of password (4A, 4B or 4C), follow the format exactly the same as shown:

4A. password (DUO Mobile App – Push)

Click **Send Me a Push**

DUO Notification will be prompt on your mobile.


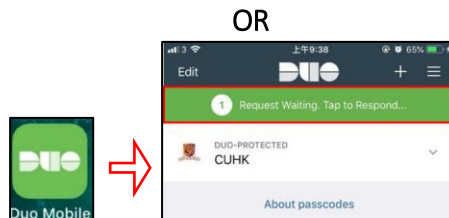
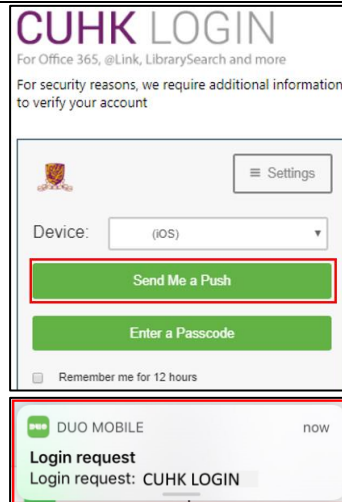
Tap **Login request**

OR

Open the **DUO Mobile App** on your mobile device, then **tap on the notification message**, a Login Request with the information of requesting source is displayed.

Tap **Approve**.

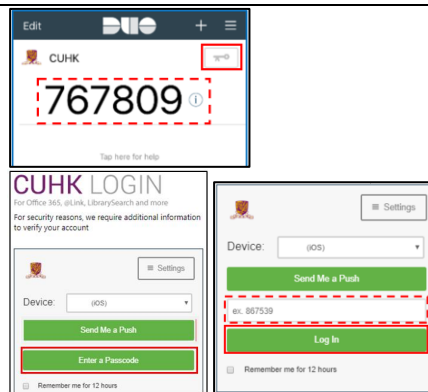
Reminder: Duo Push is not available offline. Please ensure you got a good Internet connection when using this method. Or, you switch to log in with passcode which does not required an Internet connection.

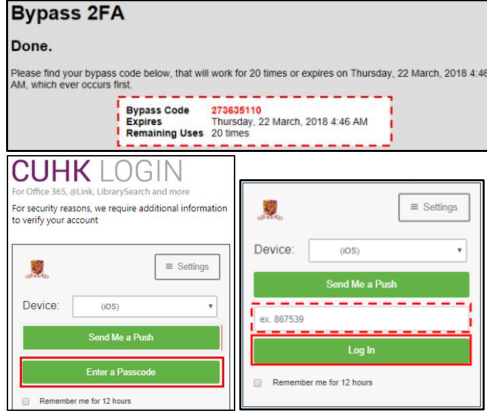
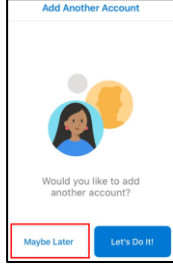
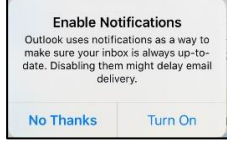


4B. password,passcode (DUO Mobile App – Generate Codes)

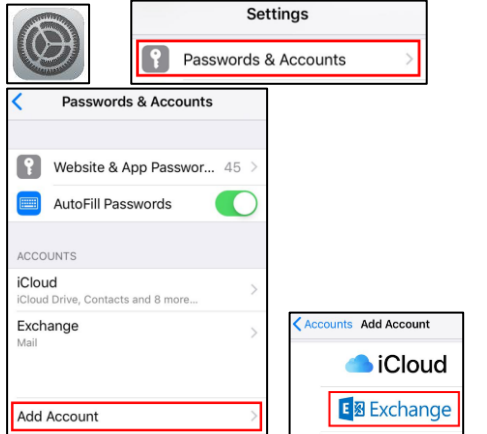
You can get the passcode from your DUO Mobile App. **Open the DUO Mobile App** on your mobile device, then **tap on the key icon** next to your account, a one-time passcode is generated.

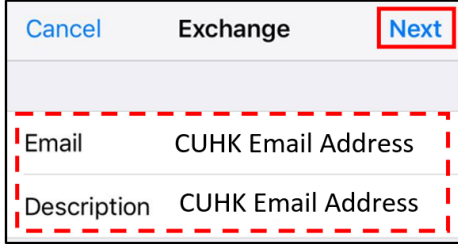
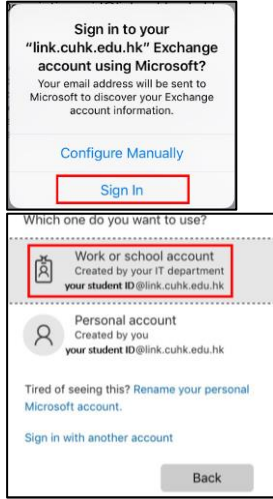

Click **Enter a Passcode**, Log in with **DUO passcode**.



<p>4C. <u>password,bypasscode</u> (Use a temporary DUO Bypass Code)</p> <p>In case you have problem with your mobile (e.g. forgot to bring, malfunction, lost or stolen) and cannot provide the 2nd factor for VPN connection, you can generate a temporary DUO Bypass Code by yourself via DUO Self-Service Portal at https://duo.itsc.cuhk.edu.hk.</p> <p>Click Enter a Passcode, Log in with <i>DUO Bypass Code</i>.</p>	 <p>Bypass 2FA Done. Please find your bypass code below, that will work for 20 times or expires on Thursday, 22 March, 2018 4:46 AM, which ever occurs first.</p> <p>Bypass Code 272635110 Expires Thursday, 22 March, 2018 4:46 AM Remaining Uses 20 times</p> <p>CUHK LOGIN For Office 365, @Link, LibrarySearch and more For security reasons, we require additional information to verify your account.</p> <p>Device: (iOS) [Settings] Send Me a Push Enter a Passcode Remember me for 12 hours</p> <p>Device: (iOS) [Settings] Send Me a Push ex: 867539 Log In Remember me for 12 hours</p>
<p>5. Click Maybe Later to complete the setup.</p> <p>Or, Let's Do it! to setup another email account in Outlook.</p>	 <p>Add Another Account</p> <p>Would you like to add another account?</p> <p>Maybe Later Let's Do It!</p>
<p>6. Select No Thanks to mute the notification from Outlook.</p> <p>Or, Turn On the notification for Outlook App.</p>	 <p>Enable Notifications Outlook uses notifications as a way to make sure your inbox is always up-to-date. Disabling them might delay email delivery.</p> <p>No Thanks Turn On</p>

B. Set up Office 365 Mail Account on iOS Native Mail Client

<p>1. Open Settings > Passwords & Accounts</p> <p>> Add Account > Exchange</p>	 <p>Settings Passwords & Accounts</p> <p>Passwords & Accounts Website & App Passwor... 45 > AutoFill Passwords [ON]</p> <p>ACCOUNTS iCloud iCloud Drive, Contacts and 8 more... > Exchange Mail ></p> <p>Add Account ></p> <p>Accounts Add Account iCloud Exchange</p>
--	--

<p>2. Enter as below.</p> <ul style="list-style-type: none"> • Email: <i>*CUHK Email Address</i> • Description: <i>*CUHK Email Address</i> <p><i>*CUHK Email Address</i></p> <ul style="list-style-type: none"> • Students: <i>Student-ID@link.cuhk.edu.hk</i> • Staff, <i>alias@cuhk.edu.hk</i> • Alumni: <i>alumni-ID@link.cuhk.edu.hk</i> <p>Click Next.</p>	
<p>3. Select Sign In</p> <p>> Work or school account</p>	
<p>4. Enter</p> <ul style="list-style-type: none"> • <i>*CUHK Email Address</i> • <i>OnePass Password</i> <p><i>*CUHK Email Address</i></p> <ul style="list-style-type: none"> • Students: <i>Student-ID@link.cuhk.edu.hk</i> • Staff, <i>alias@cuhk.edu.hk</i> • Alumni: <i>alumni-ID@link.cuhk.edu.hk</i> <p>Click Sign in.</p>	

5A. password (DUO Mobile App – Push)

Click **Send Me a Push**

DUO Notification will be prompt on your mobile.

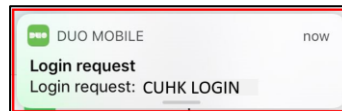
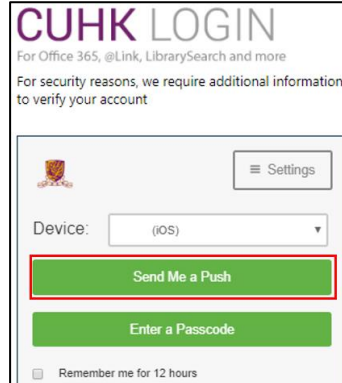
Tap **Login request**

OR

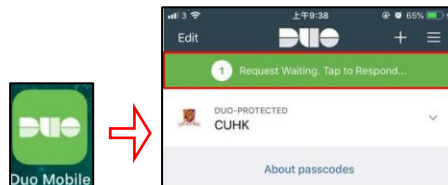
Open the **DUO Mobile App** on your mobile device, then **tap on the notification message**, a Login Request with the information of requesting source is displayed.

Tap **Approve**.

Reminder: Duo Push is not available offline. Please ensure you got a good Internet connection when using this method. Or, you switch to log in with passcode which does not required an Internet connection.



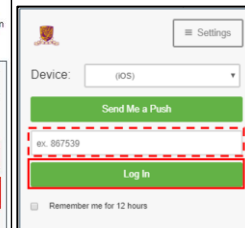
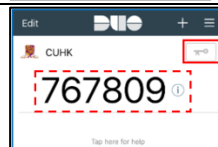
OR

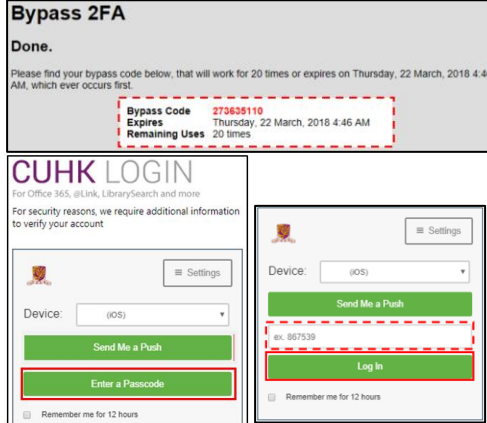
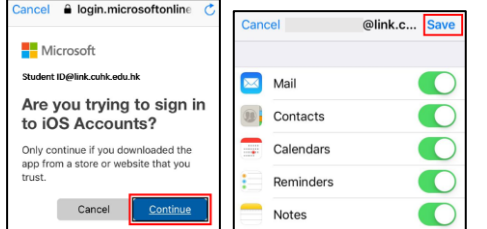


5B. password,passcode (DUO Mobile App – Generate Codes)

You can get the passcode from your DUO Mobile App. **Open the DUO Mobile App** on your mobile device, then **tap on the key icon** next to your account, a one-time passcode is generated.

Click **Enter a Passcode**, Log in with **DUO passcode**.



<p>5C. <u>password,bypasscode</u> (Use a temporary DUO Bypass Code)</p> <p>In case you have problem with your mobile (e.g. forgot to bring, malfunction, lost or stolen) and cannot provide the 2nd factor for VPN connection, you can generate a temporary DUO Bypass Code by yourself via DUO Self-Service Portal at https://duo.itsc.cuhk.edu.hk.</p> <p>Click Enter a Passcode, Log in with <i>DUO Bypass Code</i>.</p>	
<p>6. Continue > Save</p> <p>Now you can use the @link mail in iOS Mail client.</p>	

Prepared by: User Support Services, Information Technology Services Centre

Last Update: 5 Feb 2021

Copyright © 2021. All Rights Reserved. Information Technology Services Centre,

The Chinese University of Hong Kong