

婦科檢查的涵蓋面廣泛，包括子宮、子宮頸、陰道、輸卵管和卵巢等。不同年齡階段的女性對婦科健康有不同的著重點，因此定期婦科檢查尤為重要，除了有助了解身體狀況外，更可及早發現問題、及時跟進和治療。

Gynaecological check-up covers a wide range of areas, including the uterus, cervix, vagina, fallopian tubes and ovaries. Women of different ages have different focus for gynaecological health. Therefore, regular gynaecological check-up is important. It helps women to better understand their health condition, and can also detect problems early, allowing follow up and treat the issues in a timely manner.



Your Health  Our Purpose
為你健康 盡力盡心

婦科健康檢查

GYNAECOLOGICAL Health Programme



地址 Address :

香港新界沙田澤祥街9號香港中文大學醫院1樓
1/F, CUHK Medical Centre, 9 Chak Cheung Street,
Shatin, New Territories, Hong Kong

服務時間 Service Hours :

星期一至五 : 9:00 - 17:00

星期六 : 9:00 - 13:00

星期日及公眾假期休息

Monday to Friday : 9:00 - 17:00

Saturday : 9:00 - 13:00

Closed on Sunday and Public Holidays

女士健康中心

Women Health Centre : (852) 3946 6862

一般查詢

General Enquiries : (852) 3946 6888

電郵 Email

: general@cuhkmc.hk

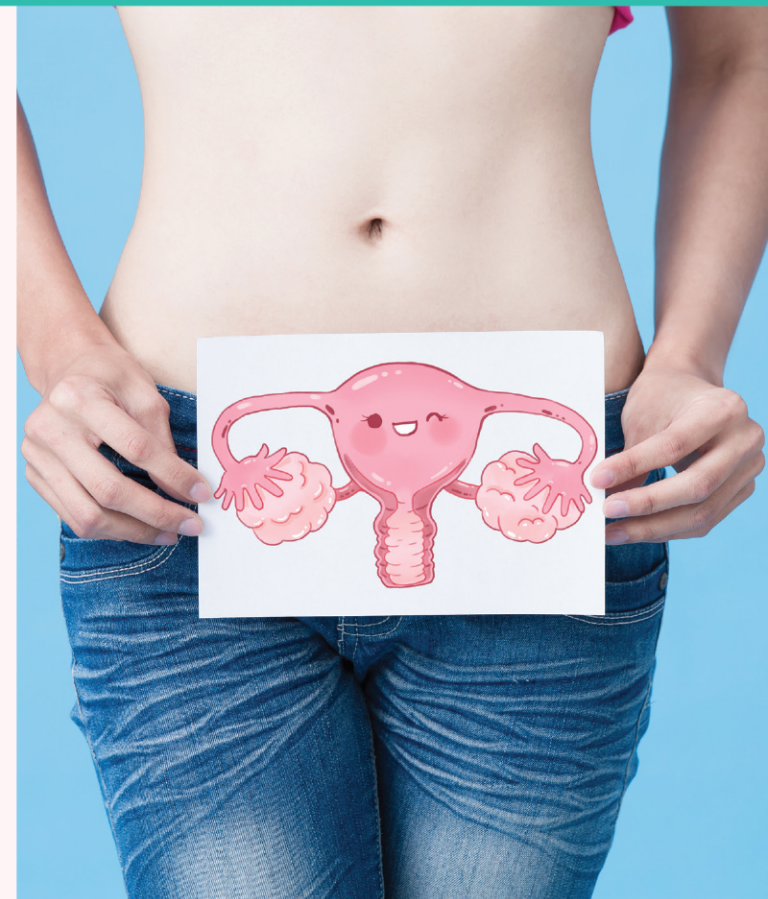
網址 Website

: www.cuhkmc.hk

中大醫院保留更改以上所有條款及細則的權利而毋須另行通知。

如有任何爭議，中大醫院保留最終決定權。

CUHK Medical Centre retains the right to amend any of the above terms and conditions without prior notice. In case of dispute, CUHK Medical Centre reserves the right of final decision.



CUHKMC/WHC/GYNAE/2022/04

 香港中文大學醫院
CUHK
Medical Centre

 CUHK Medical Centre

 @cuhkmedicalcentre

婦科檢查知多少 The need-to-know in gynaecological health check

盆腔超聲波檢查 Pelvic Ultrasound

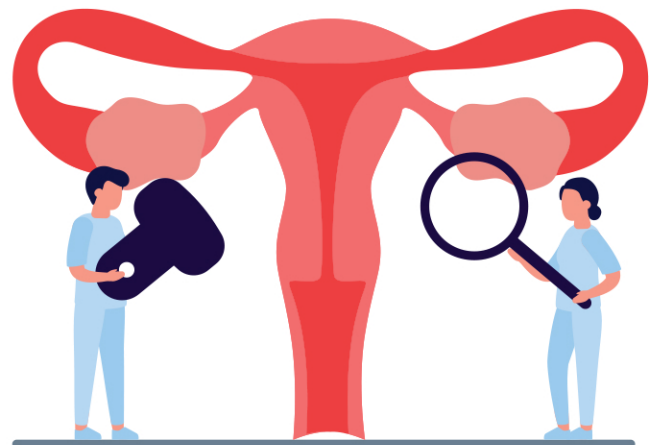
盆腔超聲波可讓醫生仔細地觀察女性盆腔內部器官的情況，及早發現婦科疾病或癌症。

A pelvic ultrasound allows doctor to take a closer look at the organs inside the female pelvis, increasing the chance of early detection of gynaecological diseases or cancers at the early stages.

檢查可透過以下方式進行：
It can be performed via:

■ **經腹部 Transabdominal (through the abdomen) :**
使用導電凝膠將掃描器放在腹部。過程簡單、非入侵性。但檢查前需漲尿。
A transducer is placed on the abdomen using the conductive gel. The process is simple and non-invasive, but bladder needs to be full before the examination.

■ **經陰道 Transvaginal (through the vagina) :**
將掃描器蓋上有導電凝膠的乳膠護套，並插入陰道進行檢查。可更清晰地觀察盆腔器官。
A transducer is covered with the conducting gel and a latex sheath and is inserted into the vagina, allowing a clearer view of the pelvic organs.



柏氏子宮頸細胞抹片檢查 Pap Smear Test

■ 柏氏子宮頸細胞抹片檢查用來檢測子宮頸的早期病變，減低患上子宮頸癌的風險。

Pap Smear is used for screening early stage cervical abnormalities, lower the risk of cervical cancer.

■ 程序簡單。醫生使用俗稱「鴨嘴」的裝置，推開陰道壁，並刮取細胞。

The procedure is simple. Speculum, a device looks like duck beak, will be used to push the vaginal walls apart for scraping cells from cervix.

■ 建議曾有性行為的婦女應定期接受檢查。

Women had sexual experiences are recommended to have the test as regular check-up.

HPV病毒基因檢測 HPV DNA Test

人類乳頭狀瘤病毒(HPV)主要透過性接觸傳播。性行為年齡越早或性伴侶越多，感染風險亦越高，反覆感染HPV病毒，亦會增加患上子宮頸癌的風險。根據世界衛生組織2022年的資料[^]顯示，70%的子宮頸癌都與感染高危險性-HPV16型和HPV18型病毒有關。若柏氏子宮頸細胞抹片檢查顯示異常，HPV病毒基因檢測有助了解病變成因，和制定治療方案。


Human Papillomavirus (HPV) is mainly spread through sexual contact. The earlier one has sexual activity or the more sexual partners one has, the higher risk of getting infected. Repeated HPV infection also increases the risk of cervical cancer. According to the World Health Organisation's data[^] in 2022, 70% of cervical cancers are associated with the high-risk types - HPV 16 and HPV 18. If the Pap smear test shows abnormalities, the HPV DNA test helps to understand the cause of the disease, and to guide further management.

[^]資料來源：世界衛生組織網頁，2022宮頸癌實況報導
<https://www.who.int/zh/news-room/fact-sheets/detail/cervical-cancer>, 04-04-2022擷錄
Source: WHO website, 2022 Cervical Cancer Factsheet
<https://www.who.int/news-room/fact-sheets/detail/cervical-cancer>, retrieved 04-04-2022

婦科健康檢查計劃 Gynaecological Health Programme

我們的婦科健康計劃旨在透過優質定期檢查及個性化的檢查服務以促進女性健康。

Our Gynaecological Health Programme is designed with high-quality routine examination and personalised health check service to promote women's health.



計劃特色 Programme Features

由婦產科專科醫生主理
Led by specialist in obstetrics and gynaecology

備有子宮頸抹片檢查及HPV病毒基因檢測等自選檢查項目*，提高計劃靈活度
Provide Pap Smear and HPV DNA test as optional item* for participants' selection to allow flexibility

檢查可於女士健康中心完成，提供方便的一站式服務。參加者更可於該中心選擇乳房健康檢查計劃，以及其他後續的跟進和治療
Examinations can be completed in Women Health Centre (the Centre), offering one-stop service with convenience. Participants can also choose Breast Health Programme, as well as subsequent follow up and treatment in the Centre

*自選檢查項目將不定期更新，詳情請與女士健康中心職員查詢。
Optional check-up items will be updated from time to time.
For details, please contact our Women Health Centre.

計劃內容和收費

Programme Details & Fee

測試前專科醫生諮詢
Pre-test Doctor Consultation by Specialist

盆腔超聲波掃描（由專科醫生進行檢查）
Ultrasound Pelvis (by Specialist)

收費（港幣） Fee HKD \$1,600

- * 自選檢查項目將不定期更新，詳情請向女士健康中心職員查詢。
- * Optional check-up items will be updated from time to time.
For details, please contact our Women Health Centre.