

Learning with Tech Overview for Students

2021/22

A large, dark blue, diagonal shape that starts from the bottom left corner and extends towards the top right corner, covering the lower half of the slide.

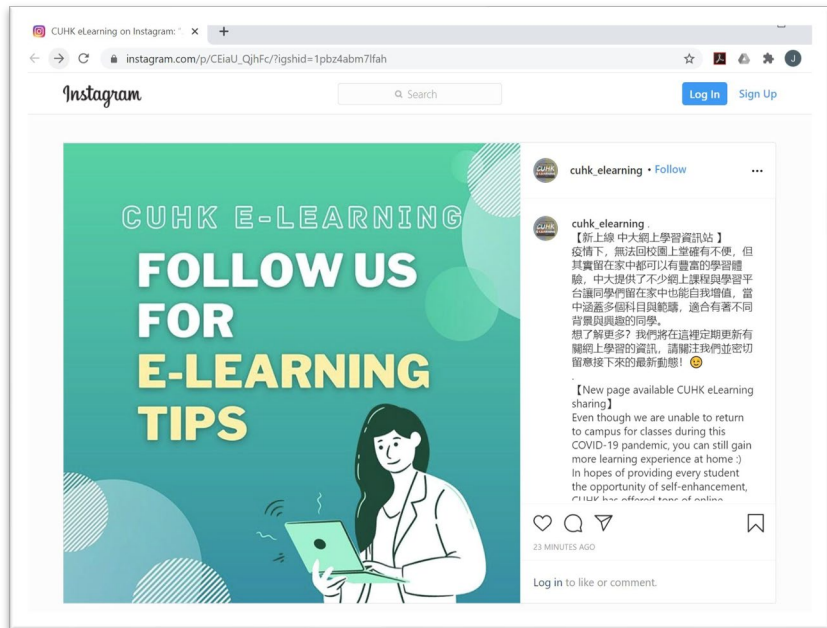
A very Special



**Thank
You!**

to:

eLearning Student Ambassadors



https://www.instagram.com/cuhk_elearning/



eLearning@CUHK - one stop access

eLearning Platform



Blackboard

- ★ Lecture note
- ★ Tutorial questions
- ★ Assignments
- ★ Announcement

Student Guide



ITSC Guide



Access class recording
(**NOT** all subjects are recorded) !

Student Guide (video)



The image is a screenshot of the Panopto interface with several annotations. A pink circle highlights the 'My Grades' section, with a callout box containing 'Panopto Video'. A blue circle highlights a video thumbnail in the 'View Videos' section, with a callout box containing 'Expo2011 a month ago'. The interface text includes: 'Preparation Login Blackboard. Inside your course, locate Panopto Video on the course menu. Click on it to locate available learning videos. Your teachers may have updated the name of the menu shortcut (e.g. Learning Videos, etc.) Always refer to the instructions given by your instructors/TAs.' and 'View Videos If there are video available for your viewing, simply click on the video thumbnail (or the video title) of the video you would like to view to start. The video will open in a new browser window. Your teachers may have organized the videos into sub-folders. Don't miss them!'. At the bottom right, there is a 'Sort by' dropdown menu with options 'Name' and 'Duration', and a search bar containing 'Online practical: Basic tes...'.

eLearning Platform



VeriGuide™ 維誠

- ★ Developed by CUHK
- ★ Assignment collection
- ★ Plagiarism Detection
- ★ **Remember to sign the Declaration form !!**
(some teacher don't require, so take note on that !)

User Guide



VeriGuide™ Express ?

- ★ Divert upload traffic
- ★ 15 mins pending time !!

User Guide



- ★ Developed by CUHK
- ★ Student Response System (SRS)

A screenshot of the uReply registration form. It features a language dropdown menu set to 'English', the uReply logo, and three input fields for 'Session Number (Required)', 'Students ID (Optional)', and 'Student Name (Optional)'. There is a checked checkbox for 'Remember my student ID and student name' and a green 'JOIN' button at the bottom.

Student version

Student Guide



Why can't I access some CUHK websites?



CUHK VPN

(Virtual Private Network)

- ★ Connect to campus network over non-CUHK network access



ITSC Guide

DUO Two Factor

Authentication (2FA)

- ★ enhance authentication mechanism




ITSC Guide

DUO Mobile



eLearning Resources

eLearning@CUHK



The Independent Learning Centre
自學中心

- ★ **FREE** Workshop / Guest Talk
- ★ Public Exam Resources (eg. IELTS / TOEFL)
- ★ Guided Study Plan (GSP) Program



University Study Skills



Success in Writing



Public Exam Preparation



Job Preparation



香港中文大學圖書館
The Chinese University of Hong Kong
Library



Library Orientation for New Students

Join the library orientation webinar !

7 libraries:

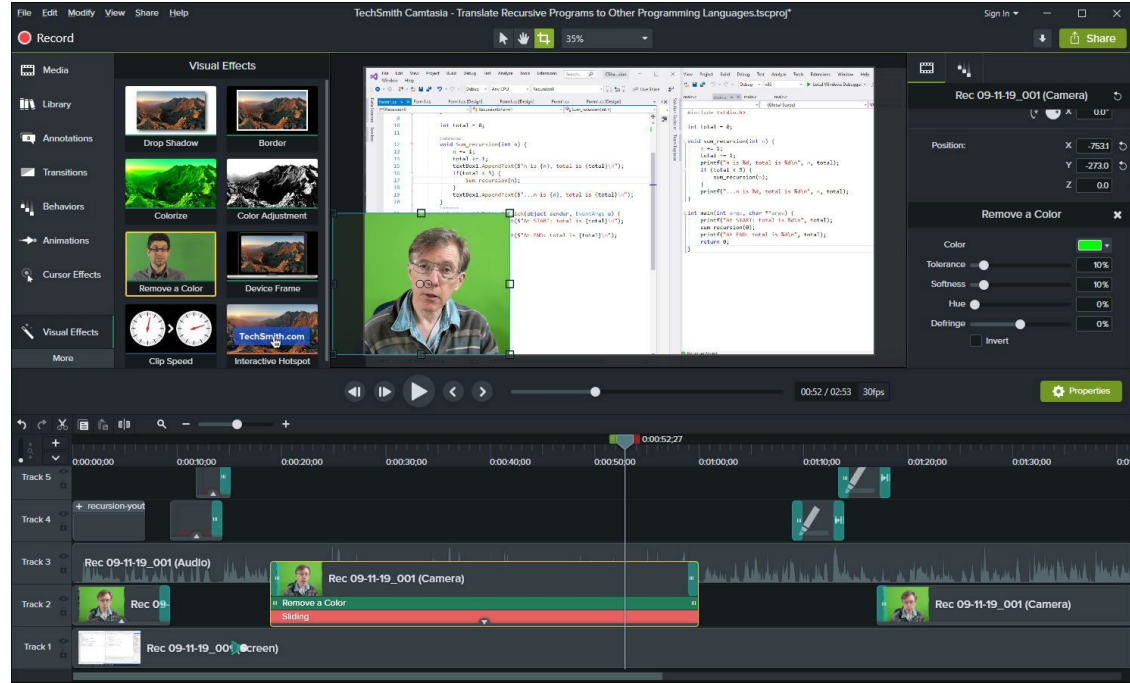
1. University Library
2. New Asia College Chien Mu Library
3. Chung Chi College Elisabeth Luce Moore Library
4. United College Wu Chung Library
5. Li Ping Medical Library (at local teaching hospital)
6. Architecture Library
7. Lee Quo Wei Law Library

FREE video editing software !!




ITSC guide +
installation

★ professional screen recording & video editing software



Free Online Courses



KEEPCourse



KEEPoll



KEEPCatalog



KEEPSearch

**Coursera Partner
Consortium Learning
Program – Free Coursera
courses for students,
faculty, and staff**



CUHK Apps Just to mention those essential ones ...



CUHK Mobile App Store




CUHK Mobile




CU Bus



DiaNable



Blackboard



Health Science App



DAIMON



CUTS (CUHK
Timetable System)



CU Trails



canTONEse

Other Resources

Microsoft 365



ITSC Guide



Weekly Digest of Mass Mail



Mass Mail System



香港中文大學·資訊科技服務處
Information Technology Services Centre, CUHK

Digest of CUHK Mass Mails for Undergraduate Students

[Guidelines for Mass Mail by ITSC](#)

Digest

[Expand all](#) [Collapse all](#)

- Announcements
- Seminars / Forums / Programmes / Workshops
- Events / Activities
- Newsletters
- New Owners Wanted! – FREE furniture & equipment







For request submissions, please submit them at <https://cumassmail.itsc.cuhk.edu.hk>
For enquiries, please write to: <http://servicedesk.itsc.cuhk.edu.hk>

Remote online exam in 2020/21? (An example. There are other arrangements)



Full Guidelines from RES
(last semester version)



1. Open **zoom** using smartphones 
2. Show SID  + blank papers 
3. Open Lockdown Browser + Respondus Monitor
4. Go through the checkings (takes time !)
5. Start your exam 
6. Ask questions through **zoom** 
*can close camera
7. Submit when you are done. 



Student Guide
(lockdown browser)



Thank you!