

# How Many Packets Can We Encode? — An Analysis of Practical Wireless Network Coding

Jilin Le, John C.S. Lui

Department of Computer Science and Engineering  
The Chinese University of Hong Kong

Dah Ming Chiu

Department of Information Engineering  
The Chinese University of Hong Kong

**Abstract**—While the practical coding scheme [1] has been shown to be able to improve throughput of wireless networks, there still lacks fundamental understanding on how the coding scheme works under realistic settings, namely, when it operates on a realistic physical layer and the medium access is controlled by some random access methods. In this paper, we provide a formal analysis on the performance of the practical coding scheme under such realistic settings. The key performance measure is the *encoding number*, i.e., the number of packets that can be encoded by a coding node in each transmission. We provide an upper bound on the encoding number for the general coding topology, and derive the average encoding number and system throughput for a general class of random access mechanisms. Based on the practical coding scheme, we also derive a tighter upper bound on the throughput gain for a general wireless network. Our results can be particularly useful for coding-related MAC/Routing protocol design and analysis.

## I. Introduction

The practical XOR coding scheme proposed in [1] has been shown to be able to improve the throughput of wireless networks. Consider an example in Fig.1(a), suppose node  $S_1$  wants to transmit a packet  $P_1$  to node  $D_1$  via node  $C$ , while node  $S_2$  wants to transmit  $P_2$  to  $D_2$  via node  $C$ . The dashed arrows  $S_1 \dashrightarrow D_2$  and  $S_2 \dashrightarrow D_1$  indicate that  $D_2, D_1$  are within the transmission ranges of  $S_1, S_2$  respectively. Therefore,  $D_1, D_2$  can perform “*opportunistic listening*”: when  $S_1$  ( $S_2$ ) transmits  $P_1$  ( $P_2$ ) to node  $C$ , node  $D_2$  ( $D_1$ ) can overhear the transmission of  $P_1$  ( $P_2$ ). Without network coding, node  $C$  needs to transmit  $P_1$  and  $P_2$  separately. However, when one uses the XOR coding scheme, node  $C$  can broadcast an encoded packet  $(P_1 \oplus P_2)$  to both  $D_1$  and  $D_2$ , then  $D_1$  can decode  $P_1$  by performing  $P_2 \oplus (P_1 \oplus P_2)$ , while  $D_2$  can decode  $P_2$  by performing  $P_1 \oplus (P_1 \oplus P_2)$ . Therefore, node  $C$  delivers two packets worth of information using a single transmission so that 1/4 of the bandwidth is saved. Another typical coding scenario is shown in Fig.1(b), where *no* opportunistic listening is required because each of the two source nodes are also destination nodes. Finally, Fig.1(c) shows a *hybrid form* of coding which combines the former two cases, namely, some packets for decoding are obtained via opportunistic listening while other packets are obtained by the fact that the node is the source of that packet. In this scenario, node  $C$  can at most encode four packets together and save three transmissions.

We use the term *encoding number* to refer to the number of packets that can be encoded by a relay node (i.e., node  $C$  in Fig.1) in each transmission. Intuitively, the higher the encoding

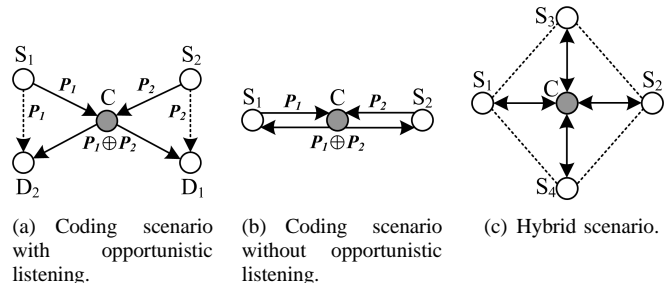


Fig. 1. Basic scenarios of XOR coding under idealized link-scheduling.

number, the higher bandwidth efficiency and throughput can be achieved. One fundamental question is *whether there is an upper bound on the encoding number for a general coding structure*. While former works ([1], [5]) assume that there can be infinite nodes around the relay node such that the encoding number is unbounded, we show that this number is upper bounded by a *constant* for a general coding structure (in Section II). As we will show in later sections, the upper bound of encoding number directly affects the highest throughput gain by the coding scheme, as well as other performance measures like throughput and packet loss ratio.

Another important question that we address is *how well the coding scheme works under random access link-scheduling mechanisms*. For example, in Fig.1(a), if the link-scheduling is such that the transmitters always transmit following the cycle of  $S_1, S_2, C, \dots$  (or  $S_2, S_1, C, \dots$ ), then node  $C$  can always encode two packets in each transmission and maximize the total throughput. However, if the link-scheduling is  $S_1, C, S_2, C, S_1, C, \dots$ , then node  $C$  cannot encode any packets. In practice, most of the wireless link-scheduling algorithms are *probabilistic* (due to the random access mechanism) and *non-coding-oriented*, i.e., the potential coding opportunity may not be fully utilized. In Section III, we model how the *random access* affects the encoding number in different coding structures. In particular, we formally characterize the interplay of throughput, buffer size and the random access mechanisms used. Surprisingly, we find that the simple *equal access* mechanism outperforms other sophisticated mechanisms in most cases. We then use the analysis in the coding structures to provide an upper bound on throughput gain for a general wireless network (in Section IV).

In summary, the main contributions of this paper are:

- We derive an upper bound on the encoding number for general coding structures. This shows the contradiction to the assumption made in [1], [5].
- We propose a methodology to obtain the *average encoding number* under a general class of random access mechanisms.
- We compare the performance of different random access mechanisms, and find the importance of *buffer size* on the coding performance.
- We formally prove the upper bound of throughput gain by the practical XOR coding scheme for *general wireless networks*.

The paper is organized as follows. In Section II, we characterize the general coding structure, and provide an upper bound on the encoding number in any possible coding structures. In Section III, we use a stochastic model to examine the coding performance under various random access mechanisms. In Section IV, we analytically derive the upper bound of throughput gain for general wireless networks. In Section V, we verify our analytical results by simulation. In Section VI, we introduce the potential applications of our results and the future work. In Section VII, we present the related work and Section VIII concludes.

## II. Coding Structure: Characterization and Properties

We first define the terminology that will be used throughout this paper. For the XOR coding, a *coding node* is the node which encodes packets for several flows, e.g., node  $C$  in Fig.1(a) to 1(c) is a coding node. *Coding flows* are flows that transmit via a coding node and their packets have the opportunity to be encoded (e.g., flow  $S_1 - D_1$  and  $S_2 - D_2$  in Fig. 1(a) and 1(b)). A *coding structure* includes *one* coding node as well as the *one-hop predecessor nodes* and the *one-hop successor nodes* of the associated coding flows. In general, there can be  $n \geq 2$  coding flows within a coding structure. Clearly the *encoding number* is at most  $n$  in one coding structure. When a coding node decides to use the XOR coding, then we say that a *coding scheme* is applied, otherwise, a *non-coding scheme* is used.

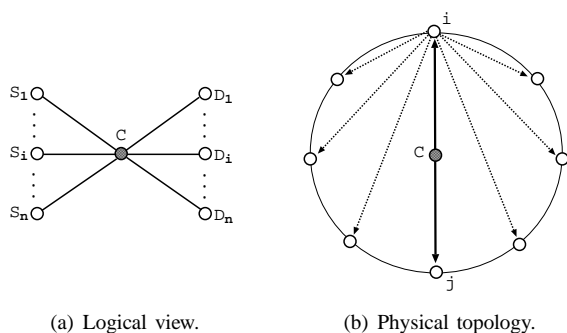


Fig. 2. (a) Logical and (b) physical representation of a coding structure.

For the ease of presentation and analysis, we first show the

“logical view” of a coding structure in Fig. 2(a), where  $n$  two-hop coding flows intersect at the coding node  $C$ . One possible physical representation<sup>1</sup> of this logical coding structure is shown in Fig. 2(b): there are  $n$  nodes evenly spaced apart along a circle, the coding node  $C$  is at the center of the circle. Each node along the circle, say node  $i$ , has its corresponding node  $j$ , and the segment  $|ij|$  traverses node  $C$  (i.e.,  $|ij|$  is a diameter of the circle). We assume that the transmission of node  $i$  can be successfully received by all nodes along the circle except for node  $j$ . Each source node chooses its corresponding node as its destination, and all coding flows are relayed by node  $C$  at the center. Therefore, in this symmetric structure, if we let each source node along the circle transmit one packet to node  $C$  first, then node  $C$  can encode all these  $n$  packets and broadcast the encoded packet to all destination nodes along the circle. Each destination node can perform proper decoding because it has already obtained the other  $n-1$  packets, either by opportunistic listening or due to the fact that it is the source of that packet.

We assume that wireless nodes operate at half-duplex mode, and nodes that interfere with each other share the common channel bandwidth which is denoted by  $B$ . Clearly, all the transmitters in a coding structure are within a single interference range. The maximum total throughput<sup>2</sup> for the *non-coding scheme* and *coding-scheme* can be achieved, when the conditions described in the following lemmas are met.

**Lemma 1** Under the “non-coding scheme”, the maximum total throughput is achieved when “flow rate conservation” is ensured at the relay node (i.e. node  $C$ ). In other words, the total bandwidth allocated to node  $S_1, \dots, S_n$  should be equal to the bandwidth allocated to node  $C$ . When this condition is met, the maximum total throughput, denoted as  $T_{nc}^*$ , is  $B/2$ .

**Lemma 2** Under the “coding scheme”, the maximum total throughput is achieved when: 1) the transmission schedule follows some cyclic pattern like  $S_1, S_2, \dots, S_n, C$ , such that the encoding number is maximized in each transmission; 2) equal bandwidth allocation to all  $S_1, \dots, S_n$  and  $C$ . When these conditions are met, the maximum total throughput, denoted as  $T_c^*$ , is  $nB/(n+1)$ .

The proofs of the above lemmas are straightforward. We omit them due to lack of space. For detail, please refer to our technical report [10]. One should note that while the optimal throughput for *non-coding scheme* is a constant, the optimal throughput for *coding scheme* is crucially dependent on  $n$ , the number of coding flows in the coding structure, which is also the *maximum encoding number* in this coding structure.

### A. The Upper Bound of Maximum Encoding Number

As discussed before,  $n$ , the number of coding flows within a coding structure, is the maximum encoding number and

<sup>1</sup>Please note that there can be other possible topologies, we choose this one here only because it can cover the general  $n \geq 2$  cases.

<sup>2</sup>We refer to “total throughput” as the sum of end-to-end throughput for all coding flows.

directly affects the optimal throughput of the coding scheme. In [1], [5], the authors assume that  $n$  can be *arbitrarily large*. However, we will show that under a realistic wireless setting,  $n$  is indeed bounded. The main reason for this upper bound is the *geometrical constraints* associated with opportunistic listening and two-hop relaying.

Consider a coding structure with  $n > 2$  coding flows. There are  $n$  receivers located within the transmission range of the coding node. For each receiver, say receiver  $D_i$ , it has to decode its own packet from the XOR combination of  $n$  packets. In other words, it must have already obtained the other  $n - 1$  packets either by (a) it has transmitted that packet or (b) it has overheard that packet by opportunistic listening. Note that for  $n > 2$  coding flows, there must be some opportunistic listening involved.

Suppose receiver  $D_i$  gets packet  $P_j$  (which is destined to receiver  $D_j$ ) by opportunistic listening. Let  $V_j^i$  denote the transmitter for this opportunistic listening, then  $D_i$  must be within the transmission range of  $V_j^i$  whereas  $D_j$  must be outside the transmission range of  $V_j^i$ . Having this in mind, let  $|AB|$  denote the distance between node  $A$  and  $B$ , then we must have  $|V_j^i D_i| \leq r$  and  $|V_j^i D_j| \geq r + \delta$ , where  $r$  is the *reliable transmission range* of node  $V_j^i$ , and  $\delta$  is a positive constant characterizing the *distance gap* between “reliable transmission” and “unreliable transmission”. In other words, we say that if  $|AB| \leq r$  then node  $B$  can successfully receive node  $A$ ’s transmission *with high probability*, while if  $|AB| \geq r + \delta$  then node  $B$  can only receive node  $A$ ’s transmission *with a very low probability*.

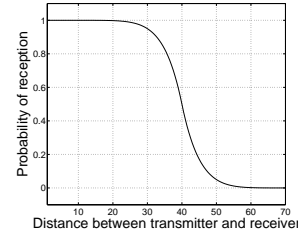
Let us illustrate the concept of  $r$  and  $\delta$  in wireless networks. In [8], the authors derived the successful reception probability ( $P$ ) as a function of distance ( $x$ ) between a transmitter and a receiver under the log normal shadow fading model. In particular,  $P(x)$  can be approximated as:

$$P(x) = \begin{cases} 1 - \left(\frac{x}{R}\right)^{2\beta} / 2 & x \leq R, \\ \left(\frac{2R-x}{R}\right)^{2\beta} / 2 & x > R \end{cases}$$

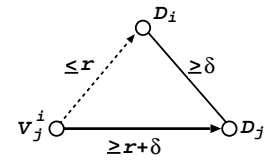
where  $R$  is the distance such that  $P(R) = 1/2$ , and  $\beta$  is the power attenuation factor ranging between 2 and 6. We illustrate  $P(x)$  in Fig.3(a) by setting  $R = 40$  and  $\beta = 4$ . One may choose  $r = 30$  and  $\delta = 20$  in this example since  $P(30) \approx 1.0$  while  $P(30+20) \approx 0.0$ . Although the actual value of  $r$  and  $\delta$  may vary for different physical layer models, the key point is that the “gap”  $\delta$  is *not neglectable* compared to the transmission range  $r$ , which we need to consider in our analysis.

Now we can focus on the determination of the maximum value of  $n$  as a function of the successful transmission range  $r$  and the channel parameter  $\delta$ . The results are summarized in the following theorem.

**Theorem 1** *The number of coding flows (or the maximum encoding number)  $n$  in any possible coding structure is upper bounded by  $O((r/\delta)^2)$  in 2D space, and  $O((r/\delta)^3)$  in 3D space.*



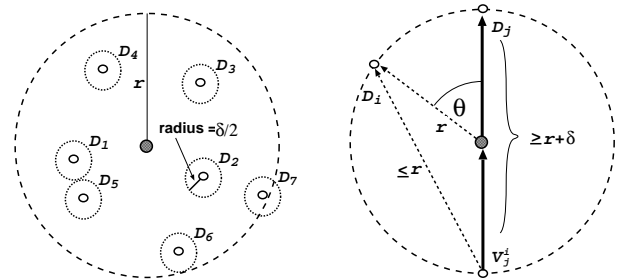
(a)  $P(x)$  is a continuous decreasing function of the distance between a transmitter and a receiver.



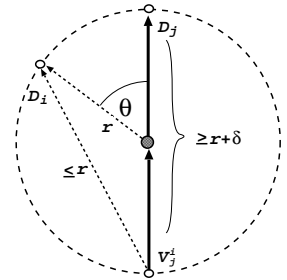
(b) Distance relationship for each group of  $V_j^i$ ,  $D_i$  and  $D_j$ .

Fig. 3. Characteristics of transmission range under a typical fading model.

**Proof:** We first consider the 2D case. Based on the above discussion, for each group of  $V_j^i$ ,  $D_i$  and  $D_j$ , we have the distance relationship as shown in Fig. 3(b) (the relationship is a result of the triangular inequality). Obviously, every two receivers  $D_i$  and  $D_j$  must be at least  $\delta$  apart from each other. Equivalently, each circle with radius  $\delta/2$  centered at a receiver must be *disjoint* with each other. Meanwhile, each receiver  $D_i$  must be located within the successful transmission range (denoted by  $r$ ) of the coding node  $C$ . We show such scenario in Fig. 4(a). The question is how many small circles with radius  $\delta/2$  can we pack in a big circle with radius  $r$ . This number is upper bounded by  $O((r/\delta)^2)$ , which is also the upper bound for  $n$ , the maximum encoding number in a coding structure. For 3D case, the circles become spheres and we can carry similar analysis to show the upper bound is  $O((r/\delta)^3)$ . ■



(a) Packing circles in a circle.



(b) Distance relationship in Fig.2(b).

Fig. 4. Geometrical constraints that bound the number of coding flows  $n$ .

**Remark:** The bound in Theorem 1 applies to *all* possible coding structures. It does not require every transmitter to have the same transmission range, and also does not assume the transmitter for opportunistic listening to be within only one-hop from the coding node. Therefore, the upper bound is very general. For the representative coding structure shown in Fig.2(b), one can further provide a tighter bound.

**Theorem 2** *For the coding structure in Fig.2(b), the number of coding flows (or maximum encoding number) is upper*

bounded by  $\pi/\arccos(r/(r+\delta))$ .

**Proof:** For the coding structure in Fig. 2(b), we show the distance relationship in Fig. 4(b). Clearly there is a minimum-sized arc separating every  $D_i$  and  $D_j$ , which holds for any two receivers along the circle. Accordingly, the size of the minimum central angle ( $\theta$  in Fig. 4(b)) separating any two receivers is  $2\arccos(r/(r+\delta))$ , and the maximum number<sup>3</sup> of coding flows in this structure is  $\pi/\arccos(r/(r+\delta))$ . ■

**Remark:** The following table shows the bound in Theorem 2 for different values of  $r/(r+\delta)$ . Surprisingly, the maximum number of coding flows (or encoding number) is quite small. This explains why the encoding number observed by the authors of [1] is at most 5, and in most cases, only 2 to 4.

$r/(r+\delta)$	0.6	0.7	0.8	0.9
max encoding no.	3.3879	3.9497	4.8820	6.9654

### III. Coding Performance under Random Access Link-Scheduling

In previous section, we derived the upper bound of maximum encoding number for any possible coding structures. Note that the maximum encoding number is achieved by the optimal conditions stated in Lemma 2. Now for a given coding structure with  $n$  coding flows, we examine the *average encoding number* when the link-scheduling uses generic random access mechanism. We will first assume that the coding node *never delays transmission*, i.e., it competes for channel access whenever it has packets to send and encodes as many packets as possible. At the later part of this section, we will relax this assumption and analyze the performance when a coding node uses delaying strategies.

#### A. Key Intuition

Before delving into the analysis, let us first present the high-level intuition that underlies the results in the rest of this section. Consider a coding structure with  $n$  coding flows operating under the coding scheme. The number of packets encoded by the coding node is closely related to number of its *buffered* packets at the instant right before the transmission. If we classify packets in coding node's buffer into  $n$  groups, each containing only the packets of one coding flow, then the encoding number is exactly the number of *non-empty groups* at the instant right before coding node transmits. In other words, higher packet diversity in the buffer will result in higher encoding number.

Two main factors that affect the number of buffered packets at the coding node are *traffic volume* and *random access mechanism*. We discuss the effect of traffic volume first. If there is only light traffic across the coding structure, the coding node will have lots of opportunities to transmit its packets before accumulating a large number of *non-empty groups* in its buffer. On the other hand, if the coding structure is nearly

saturated, packets in the coding node's buffer will accumulate and have more *non-empty groups*. In short, the effect of coding becomes more prominent as the traffic volume increases. We should also emphasize here that the encoding number tends to be larger when the traffic rates of the coding flows are *comparable* to each other.

The link-level random access mechanism also crucially affects the number of buffered packets. For instance, consider using the basic DCF of 802.11 under heavy traffic. Because the coding node has equal channel access opportunity as all its contenders (i.e., other source nodes), packets may accumulate quickly in its buffer, resulting in a high encoding number. On the other hand, if we try to assign a higher channel access priority to the coding node (since it is most likely the bottleneck node), as suggested by the *backward pressure*<sup>4</sup> scheme proposed in [9], then the coding node can clear out the buffered packets faster such that the encoding number will be smaller. We should note that the *backward pressure* is clearly a good choice for *non-coding scheme*, because it reduces the self-interference between upstream and downstream nodes along the flow. However, when a *coding scheme* is employed, one may prefer a *higher buffer occupation* at the coding node so as to increase the coding opportunity.

#### B. Calculating the Average Encoding Number

Based on the above discussion, we use the following stochastic model to capture the dynamics of the coding node's buffer by taking the traffic volume and random access mechanisms into consideration. For simplicity of derivation, we assume a *separate buffer structure* at the coding node: the coding node maintains a separate buffer for each coding flow. We will show later (in Section V) that the analytical results from separate buffer structure matches well even when one uses a single buffer structure.

Let  $M$  denote the buffer size for each coding flow at the coding node. Consider the buffer for one specific coding flow, say flow  $S_i-C-D_i$  (following the notations in Fig. 2(a)). We use an embedded Markov chain to represent the dynamic of this tagged buffer at the coding node and it is illustrated in Fig. 5. The embedded points are right before each successful packet transmission by a source node or the coding node, and we call the interval between two consecutive observation points a *slot*. Given certain traffic loading at the source nodes, the slot time is a random variable relating to the back-off mechanism and collision probability. For the rest of this paper, the throughput is expressed in the unit of "packet/slot", and the total bandwidth for any random access mechanism is clearly 1 packet/slot.

Now we consider the state transitions of this embedded Markov chain. Let  $P_i$  ( $i = 1, \dots, n$ ) denote the probability that the source node  $S_i$  transmits in the corresponding slot, and let  $P_c$  denote the probability that the coding node transmits in the corresponding slot. Let  $N_i(t)$  be the random variable

<sup>3</sup>Similarly, this bound can be extended to a 3D case, by changing the "minimum arc" into the "minimum area" on the sphere.

<sup>4</sup>Whenever the downstream node has packets to send, it will restrain the transmission of upstream node.

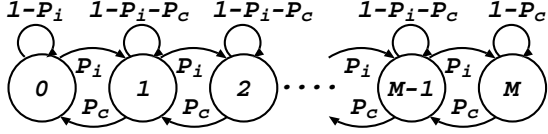


Fig. 5. Embedded Markov chain for the tagged buffer.

representing the number of buffered packets at the coding node for the  $i$ -th flow at slot  $t$ , then we have the following events at each state transition:

- If  $S_i$  transmits, then  $N_i(t+1) = N_i(t) + 1$  if  $N_i(t) < M$ , and  $N_i(t+1) = N_i(t) = M$  otherwise.
- If the coding node transmits, then  $N_i(t+1) = N_i(t) - 1$  if  $N_i(t) > 0$ , and  $N_i(t+1) = N_i(t) = 0$  otherwise.
- If  $S_j$  (for  $j \neq i$ ) transmits, then  $N_i(t+1) = N_i(t)$ .

Let  $\pi_j^i$  denote the steady state probability that the tagged buffer (for flow  $i$ ) has  $j$  packets. Solving this embedded Markov chain, we have

$$\pi_j^i = (\alpha_i)^j \left[ \frac{1 - \alpha_i}{1 - (\alpha_i)^{M+1}} \right], \quad j = 0, 1, \dots, M \quad (1)$$

where  $\alpha_i = P_i/P_c$ . The probability that the tagged buffer is *not empty*, denoted as  $\kappa_i$ , is

$$\kappa_i = 1 - \pi_0^i = \frac{\alpha_i - (\alpha_i)^{M+1}}{1 - (\alpha_i)^{M+1}}. \quad (2)$$

Define  $\Omega_i$  as a random variable such that  $\Omega_i = 1$  if the tagged buffer is *not empty*, and  $\Omega_i = 0$  otherwise. Then the *average encoding number* per slot can be expressed as

$$E[\Omega] = \sum_{i=1}^n E[\Omega_i] = \sum_{i=1}^n \kappa_i. \quad (3)$$

We can express the total effective throughput, denoted by  $T$ , as

$$T = E[\Omega]P_c \quad (4)$$

and the effective throughput for the  $i^{\text{th}}$  coding flow is simply  $T_i = \kappa_i P_c$ .

The remaining issues are to derive the transmission probabilities  $P_i$  and  $P_c$ , which are determined by the *traffic volume* and *random access mechanism*. We use the “*contending probability*”,  $\rho_i$  or  $\rho_c$ , to denote the probability that node  $S_i$  or node  $C$  competes for channel access at each slot. We have the following expression for  $\rho_c$ :

$$\rho_c = 1 - \prod_{i=1}^n (1 - \kappa_i). \quad (5)$$

Now we model the effect of *random access*. We are particularly interested in two generic classes of random access mechanisms: 1) equal access (i.e., all transmitters having the same priority for channel access), and 2) higher priority for the relay (coding) node (e.g., backward pressure in [9]).

**Equal Access:** When all competing nodes have equal channel access probability, then the probability that node  $S_i$  transmits

in a slot, conditioned that it is the contender for this slot, is  $1/(\rho_c + \sum_{j \neq i} \rho_j + 1)$ , and the probability that the coding node transmits conditioned that it contends is  $1/(1 + \sum_i \rho_i)$ . We can express  $P_i$  and  $P_c$  as:

$$P_i = \rho_i \frac{1}{\rho_c + \sum_{j \neq i} \rho_j + 1}, \quad P_c = \rho_c \frac{1}{1 + \sum_i \rho_i}. \quad (6)$$

**K-Priority:** Assume the relay (coding) node has “ $K$ -priority” over its upstream nodes, namely, the coding node gets  $K$  times ( $K > 1$ ) of the opportunity that another competing source node transmits. Then  $P_i$  and  $P_c$  can be expressed as:

$$P_i = \rho_i \frac{1}{K\rho_c + \sum_{j \neq i} \rho_j + 1}, \quad P_c = \rho_c \frac{K}{K + \sum_i \rho_i}. \quad (7)$$

### C. Case Studies

We conduct several case studies to gain the important insights on the effect of traffic volume and random access.

**Case 1—Saturation Throughput:** We first examine the *saturation throughput* of both “*equal access*” and “*K-priority*” mechanisms. By saturation, we mean that *each source node always has backlogged packets to transmit*. Under such condition, we have  $\rho_i = 1$  for all  $i = 1, \dots, n$ . Combining Eq. (2)(5)(6)(7), we have the following fixed-point equation:

$$\rho_c = 1 - \left( \frac{1 - \alpha}{1 - \alpha^{M+1}} \right)^n \quad (8)$$

where

$$\alpha = \begin{cases} \frac{1+n}{\rho_c(\rho_c+n)} & \text{(for Equal Access)} \\ \frac{K+n}{K\rho_c(K\rho_c+n)} & \text{(for K-priority)} \end{cases} \quad (9)$$

Given  $n$ ,  $K$  and  $M$ , one can find  $\rho_c$  using numerical method, and then calculate the average encoding number and throughput using Eq. (3)(4). In particular, we find that for the “*equal access*” mechanism,  $\rho_c = 1$  is a good enough approximation for all  $n > 1$  and  $M \geq 1$  cases. Therefore, the *average encoding number of equal access under saturation* is

$$E[\Omega] = n \frac{M}{M+1}, \quad (10)$$

and the corresponding total throughput is

$$T = E[\Omega]P_c = \left( \frac{n}{n+1} \right) \left( \frac{M}{M+1} \right). \quad (11)$$

Nonetheless, for the “ $K$ -priority” mechanism,  $\rho_c = 1$  is no longer a good approximation especially when  $K$  is relatively large. The main reason behind is that the coding node now clears its buffer faster such that it is less likely to have packets for transmission.

For instance, we set  $n = 4$  (i.e., 4 coding flows), and find  $\rho_c$  (and hence average encoding number and throughput) for different values of buffer size ( $M$ ) and priority ( $K$ ) using numerical method. We illustrate the interplay of encoding number, throughput and buffer for different values of  $K$  in Fig. 6, which shows that higher priority ( $K$ ) results in both lower encoding number and lower throughput in most cases. In particular, when the coding node has a very high priority (e.g.,

$K = 10$ ), nearly all the coding opportunities are diminished such that the throughput of coding scheme is only around 0.5, the optimal throughput of the *non-coding scheme*.

**Remark:** We have observed the advantage of “*equal access*” over “*K-priority*” especially with relatively large buffer size (i.e.,  $M > 5$ ). Recall from Lemma 2 that the optimal throughput for the coding scheme is  $nB/(n+1)$  with  $B = 1$  packet/slot here. Now we can see that the *equal random access* adds a fraction of  $M/(M+1)$  onto the optimal encoding number as well as the throughput! A large buffer size (say  $M > 10$ ) can alleviate the performance degradation, but will induce longer queuing time at the coding node and hence longer delay. This illustrates an important *tradeoff* between throughput and delay at the coding node.

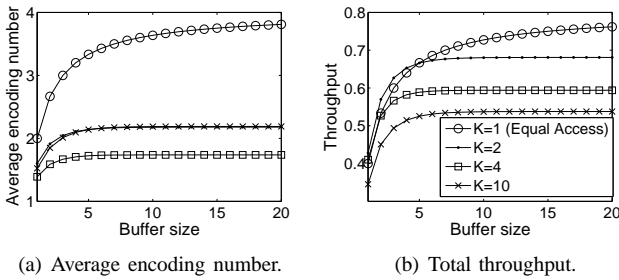


Fig. 6. Interplay of buffer size ( $M$ ), encoding number,  $K$ -priority and throughput under saturation.

**Case 2—Feasible and Optimal Bandwidth Allocation:** The transmission probabilities  $P_i, P_c$  essentially reflect the *bandwidth share* among the source nodes  $S_i$  ( $i = 1, \dots, n$ ) and the coding node. Based on Eq. (6) and (7), we can examine the *feasible bandwidth allocation* of both “*equal access*” and “*K-priority*” as follows: given a desired set of bandwidth allocation  $\{P_i\} \cup P_c$ , we can put the values of  $P_i$  and  $P_c$  into Eq. (6) or (7) and get  $\{\rho_i\} \cup \rho_c$ . The desired bandwidth allocation is *feasible* only if  $0 \leq \rho_i \leq 1 \forall i$  and  $0 \leq \rho_c \leq 1$ .

We formulate the *optimal bandwidth allocation* problem as follows: given a desired proportional bandwidth allocation among the source nodes, i.e.,  $\gamma_1, \dots, \gamma_n$  such that  $P_1 : P_2 : \dots : P_n = \gamma_1 : \gamma_2 : \dots : \gamma_n$ , determine the value of  $P_c$  so as to maximize the total end-to-end throughput. To solve the problem, we can express  $\alpha_i$  as

$$\alpha_i = \frac{P_i}{P_c} = \frac{\gamma_i(1 - P_c) / \sum_i \gamma_i}{P_c} \quad i = 1, \dots, n, \quad (12)$$

and combine with Eq. (2)(3)(4) to express the total throughput as a function of  $P_c$ . In particular, given the number of coding flows  $n$  and the buffer size  $M$ , one can show that the maximum total end-to-end throughput is achieved when all source nodes get *equal* bandwidth share, i.e.,  $\gamma_1 = \dots = \gamma_n$ .

For instance, when  $n = 4$ ,  $\gamma_1 = \gamma_2 = \gamma_3 = \gamma_4$ , we obtain the optimal  $P_c^*$  and throughput  $T^*$  for different values of buffer size  $M$ . Furthermore, we obtain the *optimal values of K* such that the corresponding optimal bandwidth allocation is *feasible* for the random access mechanisms. The results are summarized in the following table. One can observe that with

higher buffer size ( $M$ ), the optimal bandwidth share of the coding node is lower while both the throughput and average encoding number is higher. The “*equal access*” (i.e.,  $K = 1$ ) tends to be *closer to the optimal* with larger buffer size.

$M$	2	5	7	10	20
$P_c^*$	0.296	0.251	0.239	0.229	0.215
$T^*$	0.576	0.696	0.723	0.745	0.772
avg. encoding #	1.95	2.77	3.03	3.26	3.58
$K^*$	1.32	1.19	1.15	1.11	1.06

**Case 3—Performance under Adequate Buffer Size:** We have seen that a large buffer size is *essential* in utilizing the coding opportunities, and it is with large buffer size that “*equal access*” outperforms “*K-priority*”. To further explore the reason behind, let us assume *adequate buffer size* (say  $M > 10$ ) and consider a general case where the coding flows may have *asymmetric* traffic rates. From Eq. (1), one can show that the *packet loss ratio* for flow  $i$  at the coding node is equal to  $\pi_M^i$ . With adequate buffer size, the prerequisite for low packet loss is only  $P_c \geq P_i \forall i$ . In other words, the coding node only needs to get the *same bandwidth* as allocated to the source node with the *highest load*<sup>5</sup>. We let  $P_c = \max_i \{P_i\}$  and examine whether such bandwidth allocation is *feasible* for “*equal access*” or “*K-priority*”. From Eq. (6) and (7), we can see that such allocation is feasible for “*equal access*” by simply letting  $\rho_c = \max_i \{\rho_i\}$ , while “*K-priority*” fails to provide a feasible solution even with small values of  $K$  (e.g.,  $K=2$ ). This explains why “*random access*” is particularly suitable for coding scheme with adequate buffer size.

#### D. Will Delaying Strategy at the Coding Node Help?

In the above analysis, we assume the coding node competes for channel access whenever it has packets in the buffer. Now we discuss the delaying strategies of the coding node. We call such strategies as “*Wait-for-X*”, namely, letting the coding node *hold transmission until it can encode at least X packets*. By such scheme, the average encoding number is at least  $X$ . Although it seems to be promising at the first glance, it has the following drawbacks.

First of all, the effect of “*Wait-for-X*” on increasing the encoding number is only significant when  $X$  is large enough (e.g.,  $X \geq M/(M+1)$  with symmetric flow rates), and in many cases, only when  $X = n$ . However, a large  $X$  means the coding node may hold back its transmission for a longer time, which will significantly increase the packet loss ratio, unless the coding node also has a very high “*K-priority*”.

Secondly, “*Wait-for-X*” increases encoding number significantly only when the network is far from saturation and the buffer size is relatively small. However, trying to have a high encoding number when there is only light traffic load has little benefit on the throughput because the network can sustain the traffic even without network coding at all. When the traffic intensity increases, the encoding number can “*automatically*”

<sup>5</sup>When such condition is met, the packet loss ratio will not exceed  $1/(M+1)$  for all flows.

increase due to higher buffer occupancy. We have shown that when the network is operating close to saturation, the “*equal access*” with a moderate buffer size at the coding node is sufficient to utilize most of the coding opportunity.

Last but not least, when the coding flows have *asymmetric* traffic rates, “Wait-for- $X$ ” will easily lead to buffer overflow because it takes more time to accumulate enough packets for encoding compared to the symmetric case.

#### IV. Fundamental Limits of the Coding Scheme

In previous two sections, we have characterized the basic coding structure and examined its performance under various random access mechanisms. Now we provide an upper bound on the throughput gain for a *general wireless network*, i.e., a network with any possible topology and traffic demand. In such setting, there are two main differences from the single coding structure case: 1) there may exist several coding structures in the network; 2) there may exist “*non-coding flows*”, i.e., flows that are not relevant to any coding process, and these non-coding flows may even *interfere* with the coding flows. Due to the lack of space, we omit the detailed proofs here but choose to go through the main logical process. For more detail, please refer to our technical report [10].

Let us first define the throughput for a general network. Given a set of traffic demands  $\{D_i\}$ , each containing a source node, a destination node, and a traffic value denoted as  $\lambda_i$ , the throughput scale-up of the network is a positive real number  $k$  such that the set of flow rates  $\{k\lambda_i\}$  can be supported by the network. We use  $k_c^*$  and  $k_{nc}^*$  to denote the *maximum throughput scale-up* achieved by the coding and non-coding schemes respectively. The *throughput gain*, denoted as  $\mathcal{G}$ , is equal to  $k_c^*/k_{nc}^*$ , and the *maximum throughput gain*, denoted as  $\mathcal{G}^*$ , is the maximum value of  $\mathcal{G}$  over all possible network topologies, traffic demands, link-scheduling and routing algorithms.

One should note that the coding scheme and non-coding scheme may use *different* routes to achieve their respective maximum throughput. However, the following lemma states that to obtain the upper bound of  $\mathcal{G}^*$ , we only need to consider a smaller feasible space.

**Lemma 3** *For a general wireless network, the maximum throughput gain  $\mathcal{G}^*$  is upper bounded by the maximum throughput gain when both coding and non-coding schemes operate under the same routes, over all feasible routing policies.*

**Proof:** Due to the lack of space, please refer to [10]. ■

Now we consider the impact to a *single* coding structure when there is interference from other *non-coding* flows. One important observation is that non-coding flows that interfere with the coding node can also benefit from the coding scheme, because the coding node can send out the same amount of information by consuming less bandwidth, thus leaving more bandwidth for other competing nodes, including the

non-coding flows. In case that there exists non-coding flows sharing the bandwidth with coding flows, the following lemma provides an upper bound on throughput gain by the coding scheme within a *single* coding structure.

**Lemma 4** *For a single coding structure with possibly non-coding flows interfering with the coding node, the maximum throughput gain for both the coding flows and non-coding flows is upper bounded by  $2n/(n+1)$  when the buffer size  $M$  at the coding node approaches infinity, and this upper bound can be approximated as  $2n/(n + \frac{M}{M+1})$ .*

**Proof:** Due to the lack of space, please refer to [10]. ■

Another key insight that enables us to get the upper bound for a general wireless network is that the coding scheme only brings *local improvement*. In particular, coding scheme only increases the bandwidth efficiency of the coding node. Consider the two cases shown in Fig. 7, where there are *non-coding flows* interfering with either  $S_1, S_2$  (Fig. 7(a)) or the coding node  $C$  (Fig. 7(b)). In such cases, there is not much room left for the coding flows to improve their throughput, and the overall throughput gain is diminished. Moreover, if a coding flow traverses several coding structures, its end-to-end throughput is upper bounded by the bottleneck coding structure: its throughput improvement is bounded by the throughput gain in one of the traversed coding structures which gives it the least improvement. Therefore, we have the following result.

**Theorem 3** *For a general wireless network, the end-to-end throughput gain  $\mathcal{G}$  by using the XOR coding is upper bounded by  $2n/(n+1)$  when the buffer size  $M$  at the coding node approaches infinity, and this bound can be approximated as  $2n/(n + \frac{M}{M+1})$ , where  $n$  is the maximum encoding number in one of its coding structures.*

**Proof:** Due to the lack of space, please refer to [10]. ■

**Remark:** 1) Compared to the bound provided in [3], our bound is tighter and holds for any possible topologies. 2) Our definition of throughput gain provides an analytical justification for the “coding gain” defined in [1]. Note that authors of [1] also define a “coding+MAC gain” that can even approach  $n$ . However, the “coding+MAC gain” compares the *saturation throughput* of both coding and non-coding schemes, which is not a “fair” comparison because the saturation throughput of non-coding scheme is much lower than the maximum throughput it can achieve.

#### V. Verification of the Analysis

The goal of this section is to verify the analytical results in Section III. We implement a discrete-event simulator that approximates the random access mechanisms including Equal Access, “ $K$ -Priority” and “Wait-for- $X$ ” discussed in Section III. Note that we do not simulate the general wireless network because such scenario is already studied in [1], [6], [7],

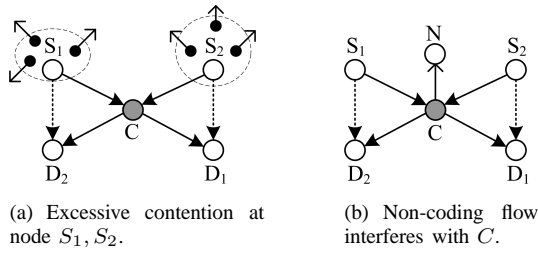


Fig. 7. Two scenarios that limit the throughput gain by coding.

and their results are consistent with the bound we give in Section IV. Instead, we conduct extensive simulation in *single coding structure*, to verify the correctness and precision of the methodology used in Section III.

For the coding scheme, we use two types of buffer structure: separate structure (i.e., independently maintaining a buffer for each coding flow) and single structure (i.e., maintaining one large buffer for all coding flows) at the coding node  $C$ . For the single buffer structure, the buffer size is equal to  $nM$ , where  $n$  is the number of coding flows, and  $M$  is the per flow buffer size. We present the simulation results in two main perspectives: 1) performance with fixed traffic load and varying buffer size; 2) performance with adequate buffer size ( $M = 20$ ) and varying traffic load. We normalize the channel bandwidth  $B = 1$  and the main parameters are  $n$  (number of coding flows),  $M$  (buffer size per flow), values of  $K$  ( $K$ -Priority) and  $X$  (Wait-for- $X$ ). Note that, although our results hold for any given  $n$  in general, we choose  $n = 4$  in the following experiments for consistency of presentation.

**Experiment 1 (Performance of “Equal Access”):** Fig. 8 shows the performance with  $n = 4$  coding flows under saturated condition. Each flow has a traffic load equal to the total bandwidth to saturate the system, and we vary the per flow buffer size at the coding node between 1 and 20. We depict the results by both the separate buffer structure and the single buffer structure, and compare them with the analytical results. By the analysis, the saturated throughput and packet loss ratio can be approximated as  $\frac{n}{n+1} \frac{M}{M+1}$  and  $\frac{1}{M+1}$  respectively. One can see that the analytical results match very closely to the simulation results. Note that for the *non-coding* scheme, the throughput and packet loss are not sensitive to buffer size.

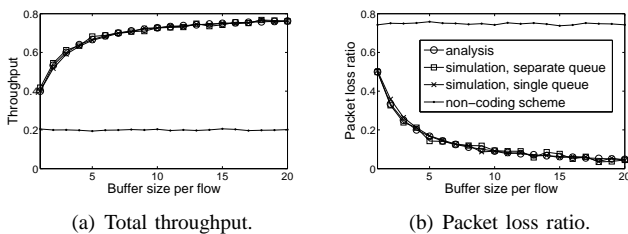


Fig. 8. Results with  $n = 4$  coding flows under saturation and equal access.

To further observe the performance with *adequate buffer*

size, we set the per flow buffer size ( $M$ ) to 20 and vary traffic load of the source nodes. In Fig. 9(a), we keep increasing the symmetric offered load and observe the total throughput  $T$ . Based on the analysis, the optimal bandwidth allocation for achieving maximum throughput is  $P_c^* \approx 0.22$ ,  $P_i^* \approx 0.19$  and the optimal throughput is about 0.77. One can see that throughput of the coding scheme does approach maximum when the traffic load approaches 0.19, and the maximum throughput by equal access is very close to the optimal. Furthermore, the throughput remains stable as the load increases. Nonetheless, for the *non-coding* scheme, the saturation throughput (about 0.2) is much lower than the maximum throughput (about 0.48) that the system can achieve.

In Fig. 9(b), we illustrate the total throughput with asymmetric flow rates. We fix the traffic load of three existing flows to be 0.05, 0.1 and 0.15, and keep increasing the load of an incoming flow. We depict both the total throughput and the throughput for the incoming flow. Not surprisingly, the total throughput remains stable at around 0.65 when the arrival rate of the incoming flow exceeds 0.33. One can check that the optimal bandwidth share for the incoming flow is indeed around 0.33 while the optimal total throughput is around 0.65. This justifies that *equal access with adequate buffer size* does lead to close-to-optimal throughput.

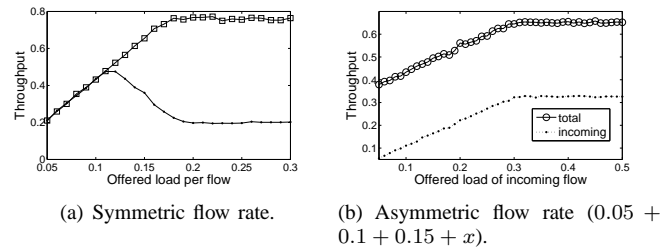


Fig. 9. Throughput with  $n = 4$  and  $M = 20$  under equal access.

**Experiment 2 (Performance of “K-priority” and “Wait-for- $X$ ”):** Let us first study the performance of the “ $K$ -priority” mechanism. We set  $n = 4$  coding flows, each with the offered load of 0.2, the theoretically optimal bandwidth share stated by Lemma 2. We compare the total throughput and packet loss ratio of different values of  $K$  ( $K = 1$  is simply the equal access). One can see that the simulation results in Fig. 10(a) matches well with the analytical results shown in Fig. 6(b). The throughput performance of random access outperforms all other  $K$ -priority schemes when the buffer size  $M$  is greater than 5. Nonetheless,  $K$ -priority indeed guarantees low packet loss at the relay (coding) node.

In Fig. 11(a), we compare the total throughput of several combinations of “ $K$ -priority” and “Wait-for- $X$ ” schemes. The offered load of each flow is set to 0.2. As we have discussed, a large value of  $X$  with  $K = 1$  results in the lowest throughput and the highest loss ratio. Even when the “Wait-for- $X$ ” scheme is accompanied with a proper “ $K$ -priority” ( $K = 10$ ,  $X = 4$ ), there is no significant performance improvement compared to the simple ( $X = 1$ ,  $K = 1$ ) pair.



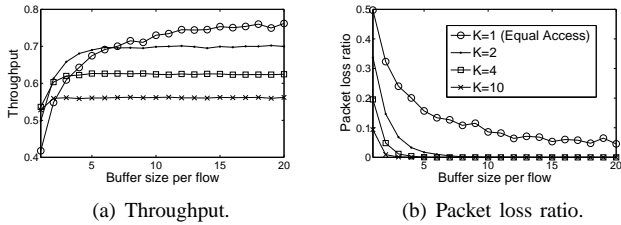


Fig. 10. Performance of “K-priority” mechanism.

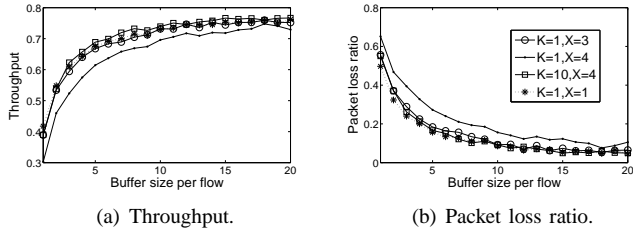


Fig. 11. Performance of combinations of “K-priority” and “Wait-for-X”.

## VI. Potential Applications

We now briefly introduce the potential research directions where our analysis can be useful:

**1) Designing coding-efficient link-schedulers:** A coding-efficient link-scheduler should utilize most of the coding opportunities to improve throughput. In Section III, we examine a general class of random access mechanisms that can be used in a coding structure. In particular, we have found the advantage of *equal access* mechanisms and characterized the importance of *buffer size*. These insights can be particularly valuable for designing coding-efficient link-schedulers.

**2) Deriving per-flow throughput under coding scheme:** The effective sending rate of the coding node is simply the product of average encoding number and the physical bandwidth it consumes. In general, the throughput in unit of “packet per second” can be derived as long as the average slot time is calculated based on the random access mechanism used.

**3) Designing algorithms for coding-aware routing:** In [6], [7], the authors proposed the *coding-aware routing*. The main reason for incorporating coding considerations into routing algorithm is that the coding opportunity are crucially dependent on traffic pattern, which in turns is affected by the routing decision. If using throughput capacity as the metric for evaluating a new path, our throughput analysis in the coding structure can be useful for determining the throughput capacity of a new path with potential coding opportunity.

## VII. Related Works

The concept of network coding is first proposed in [2]. Since then, the potential benefit of network coding has been studied in various settings. For the wired case, [4], [5] provides various bounds on the throughput gain for single multicast, single/multiple unicast and single broadcast cases. More recently, for multiple unicast sessions in wireless networks, [3]

shows that the throughput gain is upper bounded by  $\frac{1+\Delta}{1+\Delta/2}$  in 1D random networks, and upper bounded by  $2c\sqrt{\pi}\frac{1+\Delta}{\Delta}$  in 2D random networks, where  $\Delta$  is a parameter characterizing the intensity of interference, and  $c = \max\{2, \sqrt{\Delta^2 + 2\Delta}\}$ . It is conjectured in [3] that the throughput gain is also upper bounded by 2 in 2D random networks. In [1], authors propose the distributed XOR coding scheme and demonstrate the throughput gain via implementation and measurement. Based on the XOR coding scheme, [6], [7] introduce the coding-aware routing and formulate the max-flow LP with coding considerations, however, they do not incorporate the effect of random access by assuming an optimal link-scheduling for the coding scheme, further study is also necessary on how to realize the coding-aware routing in practice.

Comparing with former works, we analytically examine the coding performance under *random access*, and shows that the maximum encoding number (which was assumed to be unbounded before) is upper bounded by a *constant*. Focusing on the coding scheme proposed in [1], we obtain a tighter bound on throughput gain for general wireless networks.

## VIII. Conclusion

In this paper, we provide an analysis of the practical coding scheme under realistic physical layer and random access. The key performance measure is the *encoding number*. We derive an upper bound on the encoding number in any possible coding structures. By calculating the *average encoding number*, we examine the performance of a general class of random access mechanisms. We also provide a tighter upper bound on the throughput gain by the practical coding scheme. Our analysis can be useful for future coding-related protocol design and analysis.

## REFERENCES

- [1] S. Katti, H. Rahul, W. Hu, D. Katabi, M. Médard and J. Crowcroft. XORs in the Air: Practical Wireless Network Coding. *Proceedings of ACM SIGCOMM'06*. 2006.
- [2] R. Ahlswede, N. Cai, S. Li and R. Yeung. Network Information Flow. *IEEE Trans. on Information Theory*, 46(4), pp. 1204-1216, July 2000.
- [3] J. Liu, D. Goeckel and D. Towsley. Bounds on the Gain of Network Coding and Broadcasting in Wireless Networks. *Proceedings of IEEE INFOCOM'07*. 2007.
- [4] Zongpeng Li and Baochun Li. Network Coding in Undirected Networks. *Proceedings CISS'04*. 2004.
- [5] Z. Li and B. Li. Network Coding: The Case of Multiple Unicast Sessions. *Proceedings of Allerton Conference'04*. 2004.
- [6] B. Ni, N. Santhapuri, Z. Zhong and S. Nelakuditi. Routing with Opportunistically Coded Exchanges in Wireless Mesh Networks. *Poster session of SECON'06*. 2006.
- [7] S. Sengupta, S. Rayanchu and S. Banerjee. An Analysis of Wireless Network Coding for Unicast Sessions: The Case for Coding-Aware Routing. *Proceedings of IEEE INFOCOM'07*. 2007.
- [8] I. Stojmenovic, A. Nayak, J. Kuruvila, F. Ovalle-Martinez and E. Villanueva-Pena. Physical Layer Impact on the Design and Performance of Routing and Broadcasting Protocols in Ad Hoc and Sensor Networks. *Computer Communications*, 28(10), pp. 1138-1151, June 2005.
- [9] H. Zhai and Y. Fang. Distributed Flow Control and Medium Access in Multihop Ad Hoc Networks. *IEEE Trans. on Mobile Computing*, 5(11), November 2006.
- [10] J. Le, J. Lui and D.M. Chiu. How Many Packets Can We Encode? - An Analysis of Practical Wireless Network Coding. *CUHK CSE Technical Report*. Available at <http://www.cse.cuhk.edu.hk/~cslui/CS-TR-2007-01.pdf>.