



**HKPISA Centre**



# HKPISA 2006

## Feedback to Schools

鄺偉良 KWONG, Wai-Leung  
學生能力國際評估計劃－香港中心 HKPISA Centre  
10-12-2007

# HKPISA 2006 Feedback to Schools

- Part 1: HKPISA School Report
- Part 2: HKPISA School Data Enquiry System

學校數據查閱系統

**HKPISA SDES**



# *HKPISA Centre*



## **Part 1:**

## **How to read**

## **HKPISA School Report**

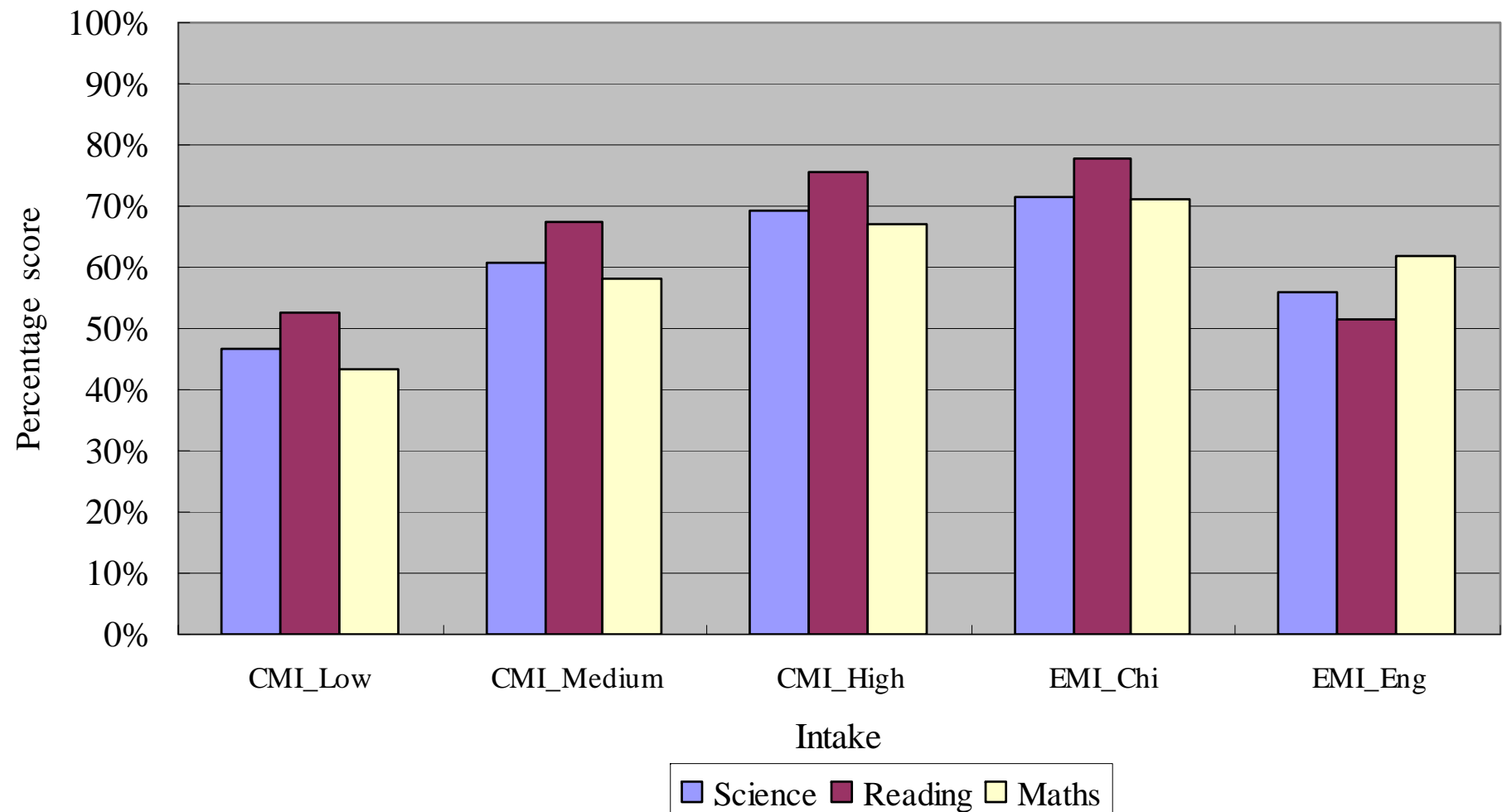
# HKPISA School Report

- Primary aim of PISA: To assess the effectiveness of an educational system
- School Report: Useful data for school planning and self-evaluation
- Comparison between individual schools inappropriate due to research design (age sample, students NOT doing the same items)
- We observe strict Confidentiality

# Two Sections of HKPISA School Report

- Section 1: Introduction-Aims and Content
- Section 2: School Performance (Statistics and Analysis)
  - Reference frame: i) average of all schools, ii) average of comparable group of schools

# Reference Groups & Performance Distribution



表二：各測試範疇和指數的平均表現

測試日期：二零零六年五月至六月

測試範疇	貴校 平均成績	同類別學校 平均成績	全港參與學校 平均成績
<b>應試語文：中文</b>			
科學	75% (10%) <i>n</i> = 35	71% (14%) <i>n</i> = 1734	61% (19%) <i>n</i> = 4551
閱讀	81% (12%) <i>n</i> = 20	77% (14%) <i>n</i> = 939	67% (20%) <i>n</i> = 2446
數學	<b>79%*</b> (10%) <i>n</i> = 27	70% (16%) <i>n</i> = 1331	59% (21%) <i>n</i> = 3501
<b>應試語文：英文</b>			
科學	<b>66%*</b> (0.16) <i>n</i> = 33	57% (20%) <i>n</i> = 1068	56% (21%) <i>n</i> = 1150
閱讀	<b>73%*</b> (18%) <i>n</i> = 17	52% (24%) <i>n</i> = 569	51% (24%) <i>n</i> = 619
數學	69% (18%) <i>n</i> = 24	64% (19%) <i>n</i> = 824	62% (21%) <i>n</i> = 889

## 表二：各測試範疇和指數的平均表現

測試日期：二零零六年五月至六月

應試語文：中文

測試範疇	貴校 平均成績	同類別學校 平均成績	全港參與學校 平均成績
科學	60% (17%) <i>n</i> = 28	61% (17%) <i>n</i> = 1604	61% (19%) <i>n</i> = 4551
閱讀	66% (12%) <i>n</i> = 15	67% (17%) <i>n</i> = 855	67% (20%) <i>n</i> = 2446
數學	57% (15%) <i>n</i> = 22	58% (19%) <i>n</i> = 1237	59% (21%) <i>n</i> = 3501



# 「對科學的自我認知」指數 有關的學生問卷題目例子

recoded in indices

學生問卷中的題目： 你同意以下的說法嗎？		可選擇答案			
對科學的自我認知 Self-Related Cognitions		1	2	3	4
科學的自我觀 Science Self-Concept	我很容易明白理科的新概念。	非常同意	同意	不同意	非常不同意
科學的效能感 Science Self-Efficacy	識別出廢物處理所涉及的科學問題。	我很容易做到	我努力一點便可以做到	我獨自去做會很困難	我做不到
對科學的喜愛 Enjoyment of Science	我喜歡科學方面的閱讀。	高度興趣	中等興趣	少量興趣	沒有興趣
學習科學的工具性動機 Instrumental Motivation to learn Science	我學習理科，是因為我知道它對我有用。	非常同意	同意	不同意	非常不同意

# 「科學的價值」及「科學素養與環境」指數 學生問卷題目例子

recoded in indices

科學的價值 Science Values		1	2	3	4
整體價值 General Value	科學對社會是有價值的。	非常同意	同意	不同意	非常不同意
個人價值 Personal Value	長大後，我將會在很多方面運用到科學。	非常同意	同意	不同意	非常不同意
科學素養與環境 Scientific Literacy and the Environment					
環境問題的意識 Awareness of environmental issues	你對以下的環保議題有多認識？ (例：酸雨)	我從未聽過這議題	我曾聽過這議題，但不能解釋它是甚麼	我對這議題略有認識，並可作基本的解釋	我對這議題十分熟悉，並可作不錯的解釋
持續發展的責任感 Responsibility for sustainable development	為了減少廢物，塑膠包裝的使用應該減至最少。	非常同意	同意	不同意	非常不同意

## 表二：各指數的平均值

	貴校平均成績	同類別學校 平均成績	全港參與學校 平均成績
<b>對科學的自我認知<sup>6</sup> (Self-Related Cognitions in Science)</b>			
科學的自我觀 (Science Self-Concept)	2.56*(0.63)	2.36 (0.64)	2.39 (0.64)
科學的效能感 (Science Self-Efficacy)	2.75 (0.55)	2.79 (0.55)	2.82 (0.55)
對科學的享受 (Enjoyment of Science)	2.99 (0.56)	2.87 (0.63)	2.90 (0.63)
學習科學的工具性動機 (Instrumental Motivation to learn Science)	2.99*(0.73)	2.79 (0.72)	2.81 (0.73)
<b>科學的價值<sup>6</sup> (Science Values)</b>			
整體價值 (General Value)	3.23*(0.41)	3.39 (0.42)	3.38 (0.43)
個人價值 (Personal Value)	3.01 (0.40)	3.06 (0.50)	3.05 (0.51)
<b>科學素養與環境<sup>6</sup> (Scientific Literacy and the Environment)</b>			
環境問題的認識 (Awareness of Environmental Issue)	2.70*(0.43)	2.87 (0.45)	2.88 (0.47)
持續發展的責任感 (Responsibility for Sustainable Development)	3.28 (0.40)	3.33 (0.38)	3.35 (0.39)

<sup>6</sup> 各項指數最低為 1，最高為 4

**Table 2: Average Scores in the Test Domains and Indices**

Test Date: 02 June 2006

Language of Assessment: English

<b>Test Domains</b>	<b>Average scores of your school</b>	<b>Average scores of all schools tested in English</b>
Science	54% (23%) <i>n</i> = 23	56% (21%) <i>n</i> = 1150
Reading	52% (24%) <i>n</i> = 14	51% (24%) <i>n</i> = 619
Mathematics	55%* (21%) <i>n</i> = 17	62% (21%) <i>n</i> = 889
<b>Self-Related Cognitions in Science</b>		
Science Self-Concept	2.59 (0.49)	2.42 (0.63)
Science Self-Efficacy	2.83 (0.58)	2.91 (0.51)
Enjoyment of Science	2.81 (0.54)	2.97 (0.62)
Instrumental Motivation to learn Science	2.87 (0.38)	2.84 (0.74)

# Part 2: Web-based Feedback Channel

## HKPISA School Data Enquiry System

### 學校數據查閱系統 (SDES)

<http://www.fed.cuhk.edu.hk/~hkpisa/sdes>

*A developing Project ...on the move...2006, 2003, 2000+*

# HKPISA School Data Enquiry System

## Objective

- Provide 'PISA schools' with accumulated, longitudinal PISA data
- Support data-driven school planning and self-evaluation
- *Support ...*

# HKPISA School Data Enquiry System

## Content


- **Data from 2006, 2003, 2000+**
- **Descriptives and analyses along various dimensions**

# HKPISA School Data Enquiry System

## Content

- **Student factors**
  - Self-related Cognitions (e.g. self concepts, ...)
  - Personal Values & Attitudes
- **Parent factors**
  - Involvement at home in the child's education
  - Participation in the school
  - Home-school communication
- **Literacy Performance in Science, Reading and Mathematics**






THE CHINESE UNIVERSITY OF HONG KONG  
Hong Kong Centre for International Student Assessment

香港中文大學  
學生能力國際評估計劃香港中心


The screenshot shows a web browser window titled "HKPISA School Data Enquiry System - Microsoft Internet Explorer". The address bar displays "http://www.fed.cuhk.edu.hk/~hkpisa/sdes/". The page content includes the HKPISA logo and the text "學生能力國際評估計劃 香港中心" (Programme for International Student Assessment Hong Kong Centre). It also features the HKIER logo and the text "香港教育研究所" (Hong Kong Institute of Educational Research). The main heading is "HKPISA School Data Enquiry System". Below this, there are three circular images representing the HKPISA 2000, 2003, and 2006 assessments. The 2000 image shows a student reading a book. The 2003 image shows students working together at a table. The 2006 image shows a student looking at a globe. Below these images are the labels "HKPISA 2000", "HKPISA 2003", and "HKPISA 2006". At the bottom center, there is a blue button labeled "ENTER". The browser's status bar at the bottom right shows "網際網路" (Internet).



THE CHINESE UNIVERSITY OF HONG KONG  
Hong Kong Centre for International Student Assessment

香港中文大學  
學生能力國際評估計劃香港中心

The screenshot shows a web browser window titled "HKPISA School Data Enquiry System - Microsoft Internet Explorer". The address bar shows the URL "http://www.fed.cuhk.edu.hk/~hkpisa/sdes/welcome.htm". The page content includes the HKPISA logo and the text "學生能力國際評估計劃 香港中心" and "Programme for International Student Assessment Hong Kong Centre". Below this, there is a section titled "HKPISA School Data Enquiry System" with an "Introduction" box. The introduction text reads: "Welcome to the HKPISA SDES! This web-based interactive system provides school administrators with information about student performances and other useful indices in areas such as self-related cognitions, learning strategies, learning climate, parental involvement & investment and school climate & management in the HKPISA 2000, 2003 and 2006 studies. We hope this system will enable you to understand your students and their learning better so that you can make informed decisions and adjustments in your school policies and pedagogy." Below the introduction is a "Login to HKPISA SDES" section with a "Username" field containing "abcdefgh", a "Password" field with masked characters, and a "Connect" button. To the right of the login section is a section titled "HKPISA Executive Summaries and Reports" featuring three report covers: "The First HKPISA Report" (labeled "Available"), "The Second HKPISA Report PISA 2003", and "The Third HKPISA Report PISA 2006". The browser's status bar at the bottom shows the URL "http://www.fed.cuhk.edu.hk/~hkpisa/output/output.htm" and the text "國際網路".



THE CHINESE UNIVERSITY OF HONG KONG  
Hong Kong Centre for International Student Assessment

香港中文大學  
學生能力國際評估計劃香港中心

HKPISA School Data Enquiry System - Microsoft Internet Explorer

檔案(F) 編輯(E) 檢視(V) 我的最愛(A) 工具(T) 說明(H)

← 上一頁 → 搜尋 ★ 我的最愛 ↻

網址(D) http://www.fed.cuhk.edu.hk/~hkpisa/stes/menu.php 移至 連結 >>

香港中文大學 The Chinese University of Hong Kong

**HKPISA** 學生能力國際評估計劃 香港中心

Programme for International Student Assessment Hong Kong Centre

Hong Kong Institute of Educational Research

香港教育研究所

### HKPISA School Data Enquiry System

SCHOOL NAME: GENERIC SECONDARY SCHOOL  
普通中學

SCHOOL ADDRESS: 100 GENERIC ROAD SHATIN NEW TERRITORIES  
新界沙田普通道一百號


HKPISA 2000 Field Trial   HKPISA 2000 Main Study   HKPISA 2004 Field Trial   HKPISA 2003 Main Study   HKPISA 2006 Field Trial   HKPISA 2006 Main Study

Welcome! You have successfully login to the **HKPISA School Data Enquiry System**.

Please click the **HKPISA cycle\*** you would like to see.


\*Remarks: Some **HKPISA** cycles are not available to you since your school did not participate in these cycles.

完成 網際網路



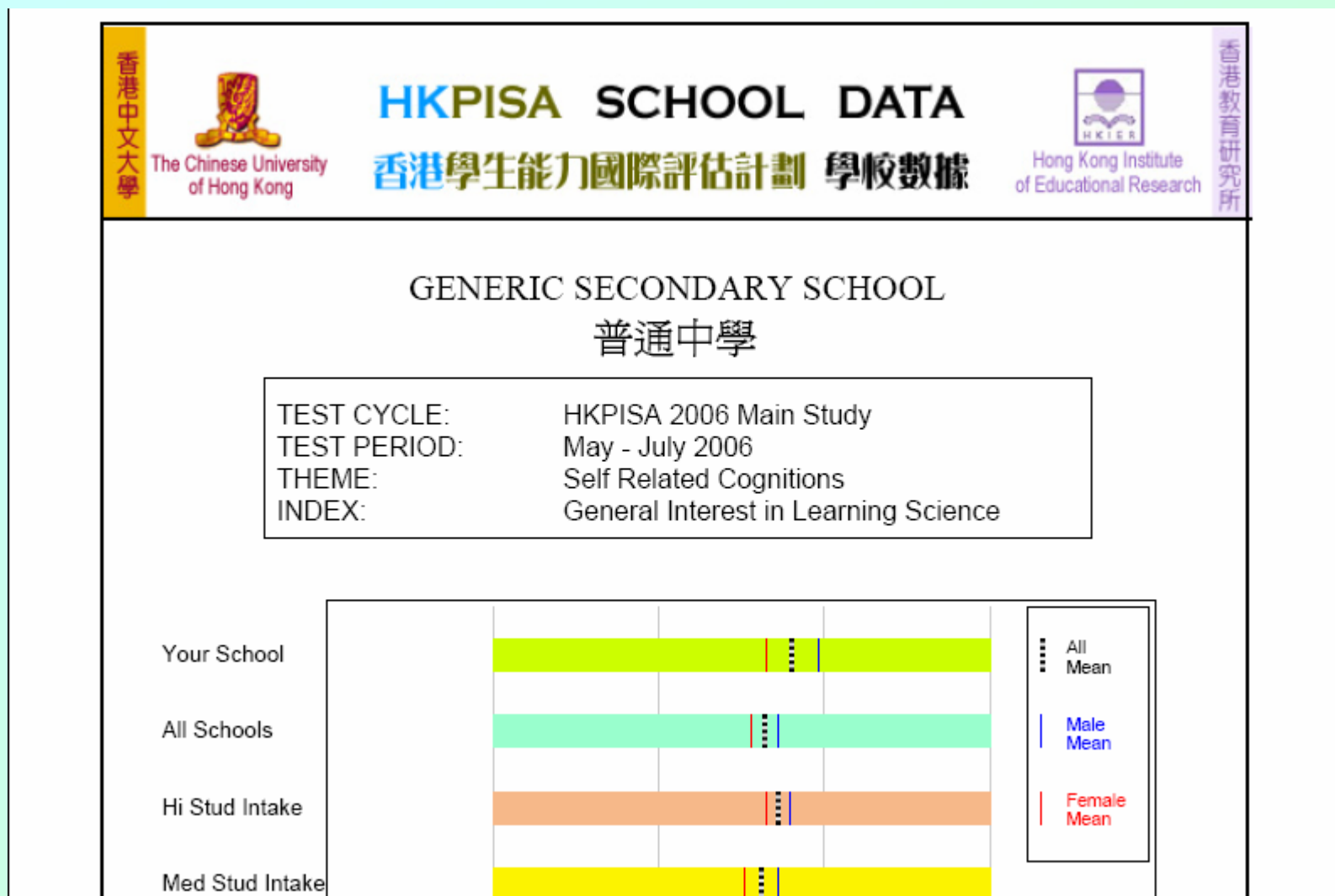
THE CHINESE UNIVERSITY OF HONG KONG  
Hong Kong Centre for International Student Assessment


香港中文大學  
學生能力國際評估計劃香港中心



THE CHINESE UNIVERSITY OF HONG KONG  
 Hong Kong Centre for International Student Assessment

香港中文大學  
 學生能力國際評估計劃香港中心





THE CHINESE UNIVERSITY OF HONG KONG  
Hong Kong Centre for International Student Assessment

香港中文大學  
學生能力國際評估計劃香港中心

## HKPISA School Data Enquiry System


### 學校數據查閱系統 (SDES)

<http://www.fed.cuhk.edu.hk/~hkpisa/sdes>

#### Access to System:

At this stage, schools that participated in **HKPISA 2006** Main Study:

- *Provide account information and user guide with School Report*
- *Access HKPISA SDES any time now*
- *Provide access to HKPISA schools of HKPISA 2000+, HKPISA 2003 at later time*



THE CHINESE UNIVERSITY OF HONG KONG  
Hong Kong Centre for International Student Assessment

香港中文大學  
學生能力國際評估計劃香港中心

## HKPISA School Data Enquiry System

### 學校數據查閱系統 (SDES)

<http://www.fed.cuhk.edu.hk/~hkpisa/sdes>

#### Future Plan:

Implement the following **enhancements** to our system:

- Provide schools with *datasets* for analysis according to own needs
- Provide more user-friendly *interactive* statistical analysis functions
- Provide *previous cycles* (PISA 2000, PISA 2003) data
- Provide *longitudinal studies* / *trend* analysis across cycles



# HKPISA Centre



*PISA 2006*

*Thank you!*

*2000+...2003 ...HKPISA 2006 ...*

*請支持 PISA 2009 ...*