

UNDERGRADUATE PROSPECTUS 2018

**Bachelor of Medicine and
Bachelor of Surgery (MChB)**

and

**Global Physician-leadership
Stream (GPS)**



香港中文大學醫學院
Faculty of Medicine
The Chinese University of Hong Kong

UNDERGRADUATE PROSPECTUS 2018

CONTENTS



Dean's Message	02
Faculty of Medicine The Chinese University of Hong Kong	04
Bachelor of Medicine and Bachelor of Surgery (MBCChB) Programme	08
Global Physician-Leadership Stream (GPS)	20
Research: Making a Difference to The World	24
Global Engagement	30
Beyond the Curriculum	32
Student Support	38
Financial Aid and Scholarships	40
Messages from Alumni	42

Dean's Message



The Faculty's mission is to nurture students to become doctors with heart - doctors who consider patients' needs more important than their own interests.

Dear Prospective Students,

If you aspire to become a doctor with benevolent heart and mind, or to explore the world of medical science with world-renowned clinician-scientists, here is a full guide to our Bachelor of Medicine and Bachelor of Surgery (MBChB) programme and the Global Physician-Leadership Stream (GPS). This year, the first cohort of GPS graduated.

A relatively young medical school with only 37 years of history is no roadblock to global acknowledgement of our remarkable achievements in medical education, research and service. In recent years, CUHK Medicine has been ranked amongst the world's top 50 medical schools in QS World University Rankings.

Over 60% of the total students who are admitted to the Medicine programmes in Hong Kong via JUPAS this year chose to study at CUHK. For the fifth consecutive year, GPS continues to be a top programme with the highest median admission score in all JUPAS institutions in Hong Kong.

Our SMART curriculum is designed to prepare students to master the art of practising medicine in the future, a future shaped by accelerated pace of changes in the 21st century. Apart from ample opportunities for hands-on training, to consolidate medical science knowledge and clinical skills, you will have access to our rich e-learning resources.

Delivering this unique curriculum is by teams of brilliant teachers in different disciplines. They are devoted, dedicated and caring individuals, with unparalleled drive and enthusiasm. They have been creating enjoyable learning environments reinforced by a strong network of academic advisory and mentorship support. We listen to students' feedback with humility. We welcome students' participation in the evolution of optimal learning

environments and opportunities. Above all, you will be challenged; you will expand your comfort zone; and you will be tooled to be part of solutions to local, national and international healthcare challenges.

In addition to high quality medical education, our Faculty has actively engaged in a wide range of biomedical and clinical research. We are pioneers in some of the world's most advanced surgical technology. We are many regional and world firsts, some of which had effected changes to international practice guidelines. Out of ten listed studies in the *New England Journal of Medicine's* "Ten Notable Articles of 2017", only two were based in Asia, with our Professors playing lead roles.

In recent years, more and more of our medical students have undertaken research. Their studies had won local and international awards; some studies had been published in top-ranking medical journals.

Our Faculty is expanding to create more learning and research space. The most advanced learning tools are being acquired to enhance learning effectiveness. We are ready to walk with you on this exciting and rewarding journey of studying medicine at CUHK.

I look forward to seeing you in the class of MBChB 2019/2020 next September.



Professor Francis K. L. CHAN

Dean, Faculty of Medicine

The Chinese University of Hong Kong

FACULTY OF MEDICINE THE CHINESE UNIVERSITY OF HONG KONG

About the Faculty of Medicine

The history of the Faculty of Medicine of The Chinese University of Hong Kong (CUHK) can be traced back to 1974, when it received approval from the Government and Legislative Council to establish a new medical school. The aim of this school was to meet the needs of society by providing graduates with the professional training and knowledge they would require to become caring and competent medical practitioners.

The Faculty believes that the study of medicine is best approached through the integration of knowledge, attitudes and skills. Accordingly, we designed a medical curriculum in line with both international standards and local conditions. By 1981, we had completed the Choh-Ming Li Basic Medical Sciences Building, and the first batch of students embarked on their study of medicine.

About ten years later, we added undergraduate programmes in nursing and pharmacy as well as many other postgraduate programmes.

Currently, the Faculty of Medicine has 5 schools and 14 departments, with around 450 regular teaching staff and approximately 3,000 adjunct/honorary teaching staff, offering courses in 9 undergraduate programmes and a number of postgraduate programmes. We also provide continuing and professional training for public health and healthcare professionals. To date, more than 21,000 graduates and undergraduate students have passed through the Faculty.

In recent years, CUHK Medicine has been ranked amongst the world's top 50 medical schools in QS World University Rankings.





5 Schools

School of Biomedical Sciences



School of Chinese Medicine



School of Pharmacy



The Jockey Club School of Public Health and Primary Care



The Nethersole School of Nursing



14 Teaching Departments

- Department of Anaesthesia and Intensive Care
- Department of Anatomical and Cellular Pathology
- Department of Chemical Pathology
- Department of Clinical Oncology
- Department of Imaging and Interventional Radiology
- Department of Medicine and Therapeutics
- Department of Microbiology
- Department of Obstetrics and Gynaecology
- Department of Ophthalmology and Visual Sciences
- Department of Orthopaedics and Traumatology
- Department of Otorhinolaryngology, Head and Neck Surgery
- Department of Paediatrics
- Department of Psychiatry
- Department of Surgery

Education Teaching Facilities

We provide various learning platforms and state-of-the-art facilities, including well-equipped classrooms and laboratories for our students. In addition to attending lectures and receiving clinical training, they also have the opportunity to participate in physical examinations and clinical procedures as well as broadening their knowledge through online courses.



Choh-Ming Li
Basic Medical Sciences Building



Li Ka Shing
Medical Sciences Building



Li Ping Medical Library



Lo Kwee-Seong Integrated
Biomedical Sciences Building



Prince of Wales Hospital
(teaching hospital)

The Faculty offers 9 undergraduate programmes
and around 60 postgraduate study programmes.

9 Undergraduate Programmes
> 21,000 graduates and
undergraduate students
One of the world's Top 50 medical schools





Undergraduate Programmes

Bachelor of Chinese Medicine (BCM)

The six-year full-time programme aims at bringing up Chinese Medicine Practitioners who are equipped with solid theoretical knowledge in Traditional Chinese Medicine (TCM) and biomedical sciences and who demonstrate strong clinical and research skills in Chinese Medicine. Graduates are dedicated to the sustainable development of Chinese Medicine and to the contribution of peoples' well-being.



Global Physician-Leadership Stream (GPS)

In this elite programme, medical students are selected to receive training in global perspectives on medicine and leadership competencies, in addition to the professional medical training of the MBChB curriculum. Students are groomed to play pivotal leadership roles in the medical community, both local and international.



Bachelor of Medicine and Bachelor of Surgery (MBChB)

This six-year full-time programme offers a unique medical curriculum that allows doctors to meet the challenges of an ever-changing healthcare sector. Together with a year of clinical internship in recognised hospitals, the programme enables graduates to qualify as registered doctors in Hong Kong. The University's teaching hospital is the Prince of Wales Hospital.



Bachelor of Science in Gerontology (BScG)

This two-year full-time articulated programme equips students with a strong foundation in the theory and practice of gerontology. Graduates will achieve a full scope of knowledge and skills in planning, delivering, coordinating, evaluating, and re-engineering aged care services in a wide variety of health and social care settings.



Bachelor of Nursing (BNurs)

The five-year full-time BNurs programme prepares students for registration as general registered nurses with the Nursing Council of Hong Kong. In addition to the theoretical courses they take, students also gain experience in the care of clients in both community and hospital settings.

Bachelor of Science in Biomedical Sciences (BSc in Biomedical Sciences)

This four-year full-time BSc programme provides students with integrated, holistic training in the biomedical sciences. It offers different concentration areas that prepare graduates for career paths in scientific research, health system policy and management, or clinical, pharmaceutical, diagnostics and other healthcare-related professions.




Bachelor of Pharmacy (BPharm)

In this four-year full-time programme, students gain the core knowledge, skills and attitudes needed to flourish in pharmacy practice. Students must complete a one-year internship after graduation to be qualified as registered pharmacists in Hong Kong.

Bachelor of Science in Public Health (BSc in Public Health)


This four-year full-time programme is the first public health undergraduate programme in Hong Kong. It provides students who have an interest in public health with valuable insights into health issues of concern to the population.



Bachelor of Science in Community Health Practice (BSc in Community Health Practice)

This two-year full-time articulated programme in Community Health Practice has been designed in response to the increase in non-communicable diseases, emerging and re-emerging infectious diseases, and growing societal recognition of the importance of community-based care.

* Programme details and admission information are available at www.med.cuhk.edu.hk.



BACHELOR OF MEDICINE AND BACHELOR OF SURGERY (MBCChB) PROGRAMME

The Faculty of Medicine of CUHK, one of the youngest institutions ranked among the world's top medical schools, is well regarded for being innovative and forward-thinking. In addition to conducting high impact research, the Faculty considers the development of competent and compassionate medical graduates to be an important part of its mission.

Since we believe the traditional system-based and problem-based learning models of medical training will not meet the expectations of tomorrow's doctors, CUHK Medicine has launched a unique MBCChB programme — the SMART curriculum — for training doctors who will make a difference in the world.





S

Student-centred



M

**Mentorship
BASED**



A

ASSURED

Knowledge Acquisition



R

Robust

Clinical Teaching



T

Teaching

**Ethics and
Professionalism**



SMART Curriculum

Our SMART curriculum gives you
a head start in your medical career.



Student-centred Approach

We see the world through the eyes of our students, understand their needs and walk them through any difficulties they may encounter on their journey to become medical practitioners. We inspire our students to undertake self-directed learning and equip them to be active learners so they are motivated to make the most out of their potential.

A Curriculum that Takes Account of Students

A distinctive feature of our programme is that we really listen to our students. Their feedback has enabled us to develop learning resources that facilitate their understanding of the intricate concepts of basic science and medicine. Student representatives participate in curriculum planning with our teachers, which helps us to adapt the curriculum to suit students from diverse backgrounds. This is part of our approach of responding to students' needs and giving them the support they require to succeed in their studies.

Our Doors are Always Open

Responding to students' needs is part of an ongoing process. Our team, including the Dean, is ready at all times to engage students and listen to their opinions.

We Take Pride in Our Students' Achievements

We believe that with the right support, encouragement and environment, all our students can meet their desired goals. Some of our most successful alumni, such as Rhodes Scholar awardee Dr. Timothy CHENG, are testament to the success of our student-centred approach to teaching.

Mentorship-based

Our teachers do much more than simply transfer knowledge. They have the interests of their students at heart, see the potential in each, and have the passion and ability to bring out their best.

A Supportive Learning Environment

Students are an integral part of our team. More than most, our teachers are known for developing a friendly, yet professional, collegiate spirit. They believe that a warm and nurturing environment encourages a unique sense of belonging, both to the University and the larger community of medicine.

These bonds often carry over into their professional careers. When students ultimately become a part of our alumni network, they contribute to the tightly-knit fraternity and camaraderie that has become a hallmark of CUHK Medicine.

Mentorship Breeds Success

Mentorship at CUHK Medicine applies to students across the entire curriculum. Each student becomes part of a small group of student mentees from all years of our programme. Their mentors are drawn from the ranks of our enthusiastic and experienced staff, who meet their mentees on a regular basis, both formally and informally.

Beyond the Classroom

We encourage our students to develop their creative potential outside the classroom. For example, MEDEGG's production and the student-led medical exhibition have become regular features of CUHK Medicine that give our students a powerful sense of identity as future doctors. The humanitarian spirit of our students is also evident in our numerous public health and disaster relief efforts, such as the CU CHAMPION (Community Health And Medication-safety Promotion Inter-school Outreach Network) and StandTALL Project, in which they participated alongside their teachers and colleagues.





Assured Knowledge Acquisition

During their first years with us, students build a solid foundation in medical science, take well-structured bridging courses and acquire knowledge, skills, and competence through a variety of innovative platforms.



Live 3D surgery class

Hands-on Dissection

We take special pride in our modern dissection laboratory — one of the finest in the world. Unlike many other institutions, we have retained hands-on dissection as an integral and important part of teaching anatomy. Students learn valuable lessons from these “silent teachers” and develop a deep sense of gratitude and respect for those who have donated their bodies to science.

Surgery as It Happens

Guided exposure to live surgery is another unique component of our programme. During interactive group sessions, students are taken through all the important steps of a surgical procedure. Watching surgery via live high-resolution video enables them to observe details of the procedure and to ask questions of the operating team, all while being guided by a tutor who facilitates this interaction. Through such an approach, students gain a close-up view of the surgical procedure as well as regional anatomy. It is a fascinating and compelling way to learn.

Flipped Classroom

Our students are well prepared for interactions in the classroom and often put their professors on the spot. This is part of the “flipped classroom” pedagogical model in which students become the centre of the learning. This learning approach not only empowers students but gives them unique insights into the course content.

E-learning in the Modern World

We provide students with numerous E-learning resources that facilitate the acquisition of key knowledge and skills. Often more effective than traditional educational methods, E-learning has been shown in studies to have a long-lasting impact on student learning.

Robust Clinical Teaching

Our clinical training begins in the early years of a student's medical education. Students acquire clinical competence through a well-designed programme consisting of simulation training, bedside teaching, clinical attachment in centres of excellence, and an advanced pre-internship course.

Intensive Clinical Exposure

Our students have perhaps the longest and broadest clinical exposure in the world. This ensures they are well exposed to all possible cases prevalent in Hong Kong, regardless of specialty. Our orthopaedics programme, for example, is the most exhaustive in the world. With seven weeks of exposure to musculoskeletal problems, students are provided with the training needed to deal with one of the major problems of our aging population, notably osteoporosis.

On-site Placements in Multiple Specialties

Our students are sent to many hospitals for their clinical attachments, where they become intimately familiar with Hong Kong's healthcare environment. Placements in various centres of excellence give them the opportunity to see how innovative specialty work and provide options for novel career paths they might not have otherwise been exposed to.

Access to Medical Records

CUHK Medicine was the first medical school to provide students with access to computerised patient medical records. This access to Clinical Management System (CMS) records gives real, insightful and in-depth exposure to patients' clinical problems.



Our Students Excel in Clinical Examination Skills

With robust clinical exposure, real patient encounters and the enthusiastic involvement of our teachers, our students are well-known for their good command of clinical examination skills — a consistent observation expressed by our overseas external examiners.

Overseas Electives

Almost all our students do an overseas elective in their penultimate year. This option is actively supported by our Faculty, who makes use of a vibrant network of partner institutions across the world to find placements for students.

Staff with a Passion for Teaching

Students of CUHK Medicine have noted that our teachers bring an unbridled sense of enthusiasm to their work. Many local and international awards have been won by our teaching staff, including Professor Shekhar Madhukar KUMTA and Professor Emily Ying Yang CHAN, who received the UGC Teaching Award in 2012 and 2017 respectively.

Preparation for Real-world Medicine

At CUHK Medicine, we strongly believe that students should be developed in the most authentic way possible. To ensure they are fully equipped for professional work, we secure internships for our students immediately after graduation. Indeed, CUHK Medicine was the first to start an assistant internship programme in Hong Kong. Under this programme, students in their final year shadow interns and learn at first-hand the skills and procedures required of them as interns. This closely-supervised, well-mentored programme accounts for why CUHK interns are rated the best in the territory.

Jonathan CHEUNG

After completing my postgraduate studies in the United Kingdom, I commenced my study in Medicine at CUHK and recently entered my year 4 clinical year.

The pre-clinical years aim to equip students with a foundation on which to build further knowledge in the pathological processes of diseases and the practice of medicine. In particular, I found the tutorials that coincide with topics covered in lectures to be very useful for knowledge consolidation. The recently introduced bioethics modules complement our learning on how to become physicians providing patient-centred care to serve the community in Hong Kong. To allow us to gain insights into academic medicine, we are also given the opportunity to pursue a research project, and I have learnt from this experience that a career as a physician scientist could be a path that I would enjoy in the future. Overall, as the years progress, I am enjoying the course more and more.

Finally, the Faculty of Medicine actively listens to student feedback, and I have witnessed the gradual evolution of the course to ensure that the learning experience matches the needs of students. With plenty of support, medical students are reassured that we can work hard in a very encouraging environment. For all that has been mentioned, I am very grateful to have been given the opportunity to pursue my medical training here.



Teaching Ethics and Professionalism

We believe that good doctors are defined not by what they know of diseases but by how well they care for people suffering from diseases. A significant part of our SMART curriculum is dedicated to teaching bioethical values and principles.



Teaching Ethics in Partnership with Columbia University

CUHK Medicine has partnered with Columbia University, the top-ranked Ivy League School in the United States with a first-rate bioethics programme, to provide a new ethics curriculum.

In our bioethics curriculum, we teach moral principles that give our students a strong sense of ethical values. The expectation is that future doctors must, above all, be ethical persons who hold not only a local but a global view.

A unique feature of our new ethics curriculum is the ability to hold discussions with local and overseas teachers through a novel combination of electronic and face-to-face interactions. Through this programme, our students develop strong analytical capabilities that enable them to think through ethical dilemmas clearly, morally and humanely.

Putting Ethical Knowledge into Practice

Students participate in discussions about ethical issues during the quarterly Ethics Grand Rounds, interacting with senior students, professors and other members of the healthcare community — a unique feature of CUHK Medicine.

Your Identity as a Medical Professional

CUHK Medicine students can be easily identified, even among a crowd of other medical students, as they demonstrate ethical values and behaviours and have empathy and compassion for patients. Not surprisingly, they have been consistently rated as among the best in Hong Kong during their internships in independent assessments by doctors and healthcare professionals working in Hospital Authority hospitals.

Student Involvement in the Medical Community

At CUHK Medicine, we strongly support student participation in all our academic and professional meetings and conferences, a characteristic of life as a medical professional. A significant number of our students actively participate in these events, and some have even received awards at regional conferences. Our environment instils the desire in them to become professionals endowed with a strong ethical sense, making them highly valued in society.

“ We set out to recruit the best students to be future doctors, students not only with strong academic ability, but also those who are compassionate, with strong desire to serve others. ”



Professor Vincent MOK
Assistant Dean (Admissions)

STUDENT-CENTRED

MENTORSHIP-BASED

We offer a six-year medicine programme. The first year is the foundation year, during which students learn the basic scientific knowledge and concepts to be applied in subsequent pre-clinical and clinical studies.

Our medical education involves more than vocational training, however. Our medical students also benefit from our general education, which is a unique strength of CUHK. Students have ample opportunities to gain knowledge beyond medicine throughout the entire curriculum, which helps to expand their horizons and develop their intellectual capacity.

Year 2 and Year 3 offer mainly pre-clinical science training. Students receive a solid, comprehensive and continually updated grounding in biomedical sciences, with some community exposure.

	Year 1	Year 2-3
Knowledge	<ul style="list-style-type: none"> • Health Sciences • Systemic Anatomy • Cells and Tissues • Public Health 	<ul style="list-style-type: none"> • Human Structure • Human Function • Molecular Medicine and Genetics • Basic Pathology
Clinical Training	<ul style="list-style-type: none"> • Basic Life Support • Emergency Medicine 	<ul style="list-style-type: none"> • Clinical Skills Practical • Clinical Anatomy and Clinical Skills • Doctor and Patient
Bioethics, Communication Skills, Professionalism and General Education	<ul style="list-style-type: none"> • Critical Thinking Tools of Ethical Analysis • Communication Skills • Professionalism • General Education 	<ul style="list-style-type: none"> • Philosophical and Historical Foundations of Bioethics • Ethical Challenges of Biomedical Research • Communication Skills • Professionalism • General Education

The Six-year Curriculum

A SSURED KNOWLEDGE ACQUISITION

Clinical skills training is introduced in the pre-clinical years. Bridging courses are offered before students are promoted to Year 4 to further equip them with essential knowledge of pathology and clinical skills.

In Year 4, students acquire the skills and knowledge needed to handle basic clinical problems through attachment to the Prince of Wales Hospital, our primary teaching hospital, and other partner hospitals. Subjects such as anatomical pathology and clinical haematology, chemical pathology, clinical microbiology, medicine and surgery are covered.

In Year 5, students rotate among four clinical disciplines: community and family medicine, obstetrics and gynaecology, paediatrics, and psychiatry. At the end of Year 5, students will have broadened their learning, research, and clinical horizons through attachments to other healthcare institutes in Hong Kong or overseas during their 6-week elective studies.

R OBUST CLINICAL TEACHING

T EACHING ETHICS AND PROFESSIONALISM

In Year 6, students go through rotations for further clinical teaching in medicine, surgery and other clinical disciplines, including anaesthesia and intensive care, clinical oncology, diagnostic imaging and interventional radiology, emergency medicine, ophthalmology, otolaryngology, orthopaedics and traumatology. Students are scheduled to work with interns and clinical teams in their day-to-day duties under the supervision of senior doctors. Pre-internship training ensures that our students will experience a smooth transition into becoming safe and competent interns.

Throughout the six-year curriculum, training in bioethics, communication skills, and professionalism is offered to our students. These are all important attributes acquired by our graduates before they begin serving the community as junior doctors.

Year 4

- Anatomical Pathology and Clinical Haematology
- Chemical Pathology
- Clinical Microbiology
- Medicine and Surgery
- Selected Study Module

- Clinical Rotations in Medicine and Surgery
- Clinical Skills Modules
- Advanced Life Support
- Doctor and Patient

- Healthcare Delivery and Policy, Doctor-Patient Relationship and Medical Professionalism
- Clinical Communication Skills
- Professionalism

Year 5

- Community and Family Medicine
- Obstetrics and Gynaecology
- Paediatrics
- Psychiatry

- Clinical Rotations in Community and Family Medicine, Obstetrics and Gynaecology, Paediatrics and Psychiatry
- Clinical Skills Modules
- Elective Studies in HK or Overseas


- Clinical Ethics and Decisions at the Bedside
- Clinical Communication Skills
- Professionalism

Year 6

- Medicine, Surgery and Various Clinical Disciplines

- Clinical Rotations in Medicine and Surgery
- Clinical Skills Modules
- Pre-internship Training

- Ethics, Medical Innovation and Emerging Biotechnologies
- Clinical Communication Skills
- Professionalism



Admissions

We set out to recruit the very best students. The qualities we look for are not limited to academic ability but also include a keen interest in the medical discipline, high ethical standards, good communication skills, leadership potential, the ability to work in a team and, importantly, a strong desire to care for people.

We take in 265 students from 2019 onwards and do not set specific quotas for JUPAS and non-JUPAS places. Instead, we prefer to select those students we consider the most capable and best suited to become tomorrow's generation of new doctors.

We accept students who rank in around the top 1% or higher in the Hong Kong Diploma of Secondary Education (HKDSE) or equivalent standards for other non-JUPAS categories.

JUPAS – HKDSE

The table below lists the minimum HKDSE grade requirements for each respective subject to apply for the MBChB programme.

Core Subject (s)	Minimum Level
Chinese Language	3
English Language	4
Liberal Studies	3
Mathematics Compulsory Part	3
Elective Subject (s)	Minimum Level
Biology	3
Any 1 subject	3
OR	
Chemistry	3
Any 1 subject	3

Notes: Taking both Chemistry and Biology is preferred.

Taking a third elective is strongly recommended. We use the total score of all subjects (4 cores + 2 or 3 electives) to rank students. As a result, students who take 7 subjects (4 cores + 3 electives) will have an advantage over students who take only 6 subjects (4 cores + 2 electives). The conversion of examination grades to scores is as follows: 5**=7, 5*=6, 5=5, 4=4, 3=3.

It may also be beneficial to take the Mathematics Extended Part Module 1 or 2. The module contributes to the total HKDSE score if the attained level in that module is higher than that of one of the seven subjects.



Non-JUPAS

Non-JUPAS applicants are students applying on a basis other than the HKDSE. This includes graduates and those completing degrees by September, other undergraduates, and high school students applying with alternative qualifications, such as the International Baccalaureate (IB), General Certificate Education Advanced Level (GCE A-level) examinations, or other results from the Australian, New Zealand, Canadian or US school systems.

Admission Interviews

Students will usually be invited to an admission interview if they have achieved the minimum scores. A typical interview is conducted in English for around 15 minutes by a panel of senior professors, outstanding medical alumni or distinguished leaders in the community.

Students are interviewed individually by two panel members. Questions will be asked to explore the student's interest in medicine, general knowledge of healthcare, opinions about ethics and humanism, and teamwork, leadership and communication.

Applications

JUPAS applications are made through the JUPAS office and applicants' schools, while Non-JUPAS applications are made via the Office of Admissions and Financial Aid (OFA).

The latest programme information and admission details are available on the programme website: <http://mbchb.med.cuhk.edu.hk>.

Enquiries

Faculty and Planning Office, Faculty of Medicine

Tel : (852) 3943 9243

Fax : (852) 2603 7997

Email : faculty@med.cuhk.edu.hk

Address : Room G07, G/F, Choh-Ming Li Basic Medical Sciences Building,
The Chinese University of Hong Kong, Shatin, Hong Kong



Jacinta TSE

Here at CUHK, medicine is so much more than studying. Throughout my 3 years of pre-clinical studies, I explored different possibilities. Apart from joining the medical society, I also participated in college activities,

Medance and Medband. In terms of the medical society, I had the chance to organise programmes within the campus, such as orientation camps and medical student festivals, as well as activities reaching out to the public such as the Health Exhibition. Those sleepless nights of preparation were simply unforgettable and will be imprinted on my youthful experiences.

Another thing I like about CUHK Medicine is the people. Starting from the very first day of school, your group mates have always been alongside you, and you never really feel alone. In addition, each group is assigned to have an academic advisor, and our advisor has been taking really good care of us and assisting us academically.



GLOBAL PHYSICIAN-LEADERSHIP STREAM (GPS)

**To identify and develop
a new generation of physician leaders.**

The Global Physician-Leadership Stream (GPS) was launched in 2013 in response to changes in the healthcare sector and the challenges ahead. Under the GPS scheme, the Faculty's most capable students are selected for training in global perspectives in medicine and leadership competencies, in addition to the professional medical training of the MBChB curriculum.

GPS graduates are expected to play pivotal leadership roles in the medical community, both local and international, while advancing healthcare for the benefit of the community at large.





Professor Simon NG

Director, Global Physician-Leadership Stream

Director's Message

As the first undergraduate medical leadership programme in Asia, GPS is designed to develop students into future leaders in the medical and healthcare profession in Hong Kong and the international community. It goes beyond professional training in medical knowledge, skills and attitudes and aims to fulfil their aspirations to pursue a clinical or academic career or serve in the public, private or humanitarian sectors.

For the GPS programme, we seek well-rounded applicants with high scholastic potential and an international perspective, who are technically competent, adept at solving problems, and capable of demonstrating a strong sense of responsibility, ethical behaviour, patience and compassion. Most importantly, they should be committed to preserving the health of the community and possess a passion for lifelong learning and inquiry.

We will look ahead and build on our reputation for innovation, discovery and excellence so we may continue to contribute to the health and wellbeing of individuals and communities.

Programme Overview

Personal Mentorship Scheme

We have a large pool of leaders and researchers to educate and nurture our GPS students. Under the Personal Mentorship Scheme, students will be assigned a dedicated academic advisor who will assist them throughout their studies. Students will have the opportunity to lead and complete a project under the close supervision of their mentors. We cherish this strong teacher-student bond, which can last for decades.

International and Inter-professional Learning Experiences

Outstanding GPS students gain international exposure through funded overseas exchanges, internships and graduate studies at top overseas institutions. The various platforms we offer give students ample inter-professional learning opportunities.



Shaz CHENG

Despite being a medical student in Hong Kong, thanks to the GPS programme I feel as if I am a citizen of the world. I started "Youth Impact" in 2016 to *Empower, Energise, and Engage* ethnic minority youth in Hong Kong. I am able to strengthen my skills as a leader and learn to run an NGO-like organisation through my GPS project. I've had the opportunity to engage with immigrant families, promote exercise and mental health, as well as support students from less privileged backgrounds to enter higher education.

Moreover, experiences from this project have heightened my curiosity of South East Asian healthcare and led me to complete a surgical elective in Colombo, Sri Lanka.

Someday, I aspire to become a leader in the medical and healthcare profession. Immersing myself in less privileged communities of all cultures is vital because disease can affect all people, regardless of race, religion, or wealth.

The GPS Curriculum

Year 1			Year 2			Year 3			A*	Year 4			A*	Year 5			A*	Year 6			B*
Sem-1	Sem-2	S	Sem-1	Sem-2	S	Sem-1	Sem-2	S		Sem-1	Sem-2	S		Sem-1	Sem-2	S		Sem-1	Sem-2	S	
Leadership Workshop Series I ¹			Leadership Workshop Series I ¹			Leadership Workshop Series IIA				Leadership Workshop Series IIB				Leadership Workshop Series III							S
						GPS Project															
I ²			I			I				I				I							
Core MBChB programme																					
Personal Mentorship Scheme																					
																				Start a 1-year internship training at approved HA Hospitals from 1 July	

S Summer I Internship

1. Year 1 and Year 2 students start GPS Leadership Series I in the first year of studies in GPS.
2. Students are required to complete at least one 4 to 6-week GPS Internship before Year 6.

* Options of pursuing graduate studies:

- A** = Students can opt to take a gap year to pursue a 1 year of Master of Science in Research Medicine at CUHK after having completed the first three years of MBChB Programme and passed the First Professional Examination
- B** = Within 2 years of conferment of MBChB, students can opt to pursue a Master or PhD degree at CUHK part-time or full-time at an overseas institution

Gabriel WONG

Last summer, I got an opportunity under GPS to become attached to a haematology lab at The MRC Weatherall Institute of Molecular Medicine at the University of Oxford, where I took part in projects on haematopoiesis (i.e. evolution of blood cells).

The internship allowed me to gain exposure at the forefront of biomedical research through trying out advanced scientific methods commonly employed nowadays, including flow cytometry and fluorescence-activated cell sorting (FACS), as well as single cell technology, a relatively new concept that is becoming increasingly prevalent and important across fields.

Joining lab meetings, journal clubs, and lunchtime seminars was another highlight. They allowed me to appreciate the rigour that scientists apply to investigate experimental designs and arguments presented in papers, and the seminars by guest speakers in particular provided me with insights on a wide variety of research areas.

Overall, the experience was an eye opener for me and will serve as a stepping stone to prepare me for taking up biomedical research in the future.





Admission Requirements

Students are generally required to be among the top 0.25% in their respective university entry examinations to be eligible for the Global Physician-Leadership Stream.

JUPAS	HKDSE	Total score ≥ 46 AND any 5** in 4 subjects with good interview performance and a past record of achievement
Non-JUPAS	International Baccalaureate	44 or above with good interview performance and a past record of achievement
	GCE A-Level	A* in all subjects with an average mark of 97% or above with good interview performance and a past record of achievement
	Others	Selection will be based on academic merit, interview performance and a past record of achievement

Notes: 1. For JUPAS applicants, the 4 Core subjects and the best 3 Elective subjects will be calculated as the HKDSE total score (where level 5** = 7 points, 5* = 6 points, 5 = 5 points etc.). Mathematics (extended part) will be taken into calculation if the attained level of Mathematics (extended part) is higher than that of one of the seven subjects.

2. For the number of subjects with 5**, Mathematics, the compulsory part and the optional extended part, is treated as one subject. Hence, 5** in both compulsory and extended Mathematics does NOT count as two subjects with 5**.

3. Students who meet the following extended criteria are eligible for exemptions from some of the Faculty courses that are normally taken in the first year of study in accordance with University regulations, after they are admitted to the GPS:

- For HKDSE students: at least 5* in Biology AND Chemistry AND English.
- For IB students: at least Grade 6 in Biology (HL) and Chemistry (HL), of which either must be Grade 7.
- For GCE A-Level students: Grade A* in all subjects, including Biology and Chemistry.

The above admission requirements are subject to change without prior notice. For the latest information on admission requirements, please refer to our Faculty website at gps.med.cuhk.edu.hk.

Tayyab Salim SHAHZADA

The GPS Stream has been extremely valuable to me in the past year. It allowed me the opportunity to attend inspirational talks and learn more about leadership in the medical field from well-respected and tremendously successful physicians.

Moreover, the mentorship aspect of the GPS Programme has been instrumental in broadening my learning experience and allowed me to immerse myself in opportunities which taught lessons that one cannot learn merely from books. I am extremely grateful to my mentor, who throughout the year coordinated various research opportunities and clinical attachments for me in the fields of radiology and paediatrics respectively. These experiences have inspired me to further my ambition of impacting medicine on a global scale. In the upcoming years, I hope to build upon these experiences and will endeavour to involve myself in long-term research projects as well as engage myself in overseas humanitarian work.





RESEARCH: MAKING A DIFFERENCE IN THE WORLD

We will continue to find better answers to new challenges that lie ahead, for the benefit of all.

Innovation, creativity and the pursuit of excellence are the hallmarks of the Faculty of Medicine. Here, we strive to translate scientific discoveries into medical advances that benefit patients and society at large.

Over the years, we have made notable scientific achievements that have had a tangible impact on how the world understands and treats diseases. We have achieved regional and world firsts in many areas of clinical research and procedures and have helped Hong Kong gain a reputation as a pioneer in some of the world's most advanced surgical technologies and techniques.

To help fulfil our research mission, the Faculty has developed numerous state-of-the-art research facilities, including the Li Ka Shing Medical Sciences Building, the Lo Kwee-Seong Integrated Biomedical Sciences Building, the Lee Hysan Clinical Research Laboratories and the two State Key Laboratories of Translational Oncology and Digestive Disease.





Genomics

- **Non-invasive prenatal test** for Down syndrome being used by millions of pregnant women in over 90 countries around the world
- Completed a 20,000-person study and confirmed that plasma Epstein-Barr virus (EBV) DNA analysis is useful for screening early asymptomatic nasopharyngeal carcinoma

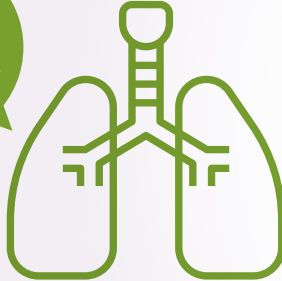
Digestive Diseases

- Discovered over 20 novel tumour suppressive and promoting genes
- 1st in the world to define stool microRNA and bacterial biomarkers for early diagnosis of **colorectal cancer**



ALK
mutation

EGFR
mutation



Oncology

- Defined the first line targeted therapy for **lung cancer** patients with ALK mutation
- Pioneers in the management of lung cancer patients with EGFR mutation
- 4 ISI Web of Science highly cited papers and 1 highly cited paper + hot paper in 2016 & 2017. 20% of the papers are with impact factor over 10

Metabolic Diseases

- Developed the Hong Kong Diabetes Registry and the Hong Kong Diabetes Biobank
- Discovered genetic variants near the PAX4 gene as an important genetic factor for **Type 2 diabetes** for Asians
- Highlighted the burden of young-onset diabetes in Asia
- Novel insights in the long-term impact of gestational diabetes

Diabetes
Biobank




Integrative Medicine

- HKIIM is the only research institute in HK that has successfully obtained two Certificates for Clinical Trial and Medicinal Tests for Chinese Medicine
- 1st Institute in the world to have produced an **online Chinese medicine MOOC course** in English on Coursera
- Established ACCLAIM, a big data platform for Chinese medicine



“ We have developed a robust non-invasive prenatal test for Down syndrome that is now used by millions of pregnant women every year in over 90 countries around the world. ”



Professor Dennis Y.M. LO
Associate Dean (Research)

Genomics

The Faculty is at the forefront of the clinical application of genomics. In particular, researchers within the Faculty have pioneered the field of non-invasive prenatal diagnosis following our discovery of fetal DNA in maternal plasma in 1997. **We developed a robust non-invasive prenatal test for Down syndrome that is now used by millions of pregnant women in over 90 countries around the world.** We are also the first in the world to sequence the fetal genome from maternal plasma.


Additionally, our researchers are prominent in cancer genomics, especially for liver and nasopharyngeal cancers. We have developed high throughput DNA sequencing approaches towards a promising blood test that can potentially detect all types of cancer.

Recently, we completed a 20,000-person study and confirmed that plasma Epstein-Barr virus (EBV) DNA analysis is useful for screening early asymptomatic nasopharyngeal carcinoma (NPC). By using this technology, we can identify NPC patients at significantly earlier stages when there is a much greater likelihood of successful treatment.

Our research groups are supported by the highly competitive and prestigious State Key Laboratory Programme of China and the Theme-based Research Scheme of the Hong Kong Research Grants Council.

Our researchers in these areas have been recognised through their election to the Chinese Academy of Sciences, the Chinese Academy of Engineering, the Academy of Sciences of Hong Kong, the Royal Society, the US National Academy of Sciences and the World Academy of Sciences. Other recognitions include the Future Science Prize – Life Science Prize (2016), Thomson Reuters Citation Laureate – Chemistry (2016), King Faisal Prize in Medicine (2014), the Chinese Young Women in Science Fellowship (2012), and awards from the Ministry of Science and Technology and the Ministry of Education of China.

Biomedical Computing Centre





Oncology

The Department of Clinical Oncology leads and works with multiple international collaborators in the development of biomarkers and novel therapeutics targeting specific cancer genes.

We have changed the paradigm of cancer therapy in the past and aim to continue doing so in the future. Our researchers are internationally-recognised leaders in cancers prevalent in Asia, including lung, liver, nasopharynx, and breast cancers.

Our lung team has established (i) the role of the combination of chemotherapy and EGFR TKI, (ii) the principle of TKI treatment beyond progression, (iii) plasma-based detection of EGFR mutation and (iv) management of resistant T790M mutation.

Professor Tony MOK's four NEJM papers (IF: 79.258) of clinical trials IPASS, PROFILE 1014, AURA3 and ALEX defined the first line targeted therapy for lung cancer patients with EGFR mutation and ALK re-arrangement. In October 2018, he received the prestigious ESMO Lifetime Achievement Award as recognition for his practice-changing contribution in lung cancer treatment.

A regional phase 3 randomised trial in high risk patients with elevated post-treatment EBV DNA has been completed and presented at ASCO 2017. It demonstrated the prognostic significance of the marker, and a NRG Oncology global study on individualising the adjunctive treatment of NPC based on EBV DNA status has been initiated.

The US NCI International Study led by our researchers demonstrated that Immune-checkpoint Inhibitor is effective in patients with advanced nasopharyngeal cancer.

Our Epigenetics Laboratory has identified multiple new Tumour Suppressor Genes (e.g. PCDH10, RASAL1, ZNF382, BLU, ZNF545, BCL6B, JPH3, DLEC1, etc.).

Our department signed MOUs with collaborative research groups such as the Asian Oncology Early Phase 1 Consortium ("Asia One") and Asian Thoracic Oncology Research Group ("ATORG") to conduct clinical trials together.

Digestive Diseases

Gastrointestinal (GI) cancers, including gastric, liver and colorectal cancers, are major causes of morbidity and mortality among the Chinese.

The State Key Laboratory of Digestive Disease at CUHK consists of a world-leading team of scientists and clinicians working at the forefront of GI research, including cancer and its related diseases.

Our work covers the whole genome profiling of GI cancers for the development of novel diagnostic biomarkers and drug targets, the delineation of the role of gut microflora in GI diseases, and the management of peptic ulcer bleeding. We also pioneered endoscopic treatment of various GI diseases.

Highlights of our recent research include:

1. The identification of mutations and epigenetic alterations of colorectal cancer and gastric cancer;
2. Identification of the gut microbial imbalance and influence on colorectal cancer;
3. The development of microRNAs (miR-34a-5p, miR-221 and miR-18a) as non-invasive biomarkers for colorectal cancer;
4. Identification of a novel oncogene in colorectal cancer (SLC12A5, SLC25A22); and
5. Tumour suppressor genes (DACT2, BCL6B, CLDN3, CA4 and MDGA2) in GI cancers.

Moreover, our research group has published over 1,600 peer-reviewed articles, including over 500 high-impact papers, and has been honoured with 60 prestigious national and international prizes, such as State Scientific & Technological Progress Awards, the Laurel Awards for International Leadership and first-class Ministry of Education Higher Education Outstanding Natural Science Output Awards.



Dr. Diana HAN

BA (UChicago, Hons), MPPA (Northwestern), MBChB (CUHK, GPS)

I returned to Hong Kong after pursuing a degree in biology from the University of Chicago with a love of science and a hope of becoming a clinician-scientist. CUHK provided the opportunity for me to embark upon this path not only by allowing me to study medicine, but also by admitting me into the Global Physician-Leadership Stream. Through this programme, I was able to participate in cutting-edge research under the guidance of Professor Rossa CHIU and Professor Dennis LO. Along with the support of the Innovation and Technology Scholarship Award and the Gerald Choa Memorial Fund Overseas Research Scholarship, I was able to attach abroad at Harvard University, Washington University of St. Louis, and University of Toronto, and participate in conferences at Cold Spring Harbor and Barcelona. Having loved these formative experiences, I have now re-joined CUHK as a PhD candidate to continue this exciting journey of a clinician-scientist.



Robotic and Minimally Invasive Surgery

Minimally invasive surgery (MIS) was introduced to Hong Kong with the first laparoscopic cholecystectomy performed by the Department of Surgery of the Faculty of Medicine at CUHK in 1990. This form of surgery causes less pain in patients after surgery and improves perioperative outcomes.

Since then, we have made major advances in MIS, including the application of laparoscopic colectomy for colorectal cancers, laparoscopic repair of perforated peptic ulcers, laparoscopic appendectomy and thoroscopic surgeries. Recently, we pioneered non-invasive endoscopic surgical procedures, including per-oral endoscopic myotomy for treatment of achalasia and the world's first multicentre study on robotic endoscopic submucosal dissection for the treatment of early gastric cancers.

Our work has been extensively published and

widely cited in the medical literature, and we have contributed to the medical community through respected high-impact journals such as *The Lancet*, *Gastroenterology*, *Annals of Surgery*, and *Journal of Bariatric Surgery*.

In 2005, we established the CUHK Jockey Club Minimally Invasive Surgical Skills Centre. This unique multidisciplinary centre is equipped with advanced laparoscopic facilities for the most up-to-date training of MIS surgeons.

The CUHK Jockey Club Minimally Invasive Surgical Skills Centre has conducted more than 1,700 training courses and trained over 22,000 healthcare professionals. The Robotic Surgery Training Centre established in 2008 is the first outside the US and Europe. A total of around 1,350 console surgeons have received basic robotic surgical training at the Centre.

Dr. Jacky LAM

MBBS (HK), MPhil, FRCSEd, FHKCORL, FHKAM(Otorhinolaryngology)

I have always aspired to become a clinician-scientist. CUHK provides a nurturing environment for young clinicians to gain research experience and to bridge the gap between discoveries made on the laboratory bench and treatment of patients at the bedside. At CUHK, there are supportive mentors and passionate peers who all strive to provide better patient care. I am trained as a Head and Neck surgeon and I am currently pursuing a doctoral degree in Chemical Pathology. I feel privileged to participate in nasopharyngeal carcinoma research and develop novel diagnostic tools for early detection of the cancer. The opportunity to incorporate laboratory research into clinical work has been a truly inspiring experience for me.





Integrative Medicine

The Hong Kong Institute of Integrative Medicine was established in 2014 with the aim of synergising the strengths of both Western and Chinese medicine.

The Institute has a distinct strategy of internationalisation and applied clinical research. To that end, it looks for opportunities to collaborate with medical schools of overseas institutions, Chinese and Western medical sectors and industry stakeholders to promote research and development, education and the practice of integrative medicine (IM). Currently, the Institute collaborates with three renowned overseas institutions (University of Toronto, University of Sydney, University of Manchester). It also has a collaborative relationship with the Hospital Authority of Hong Kong to explore the application of IM research findings on patients and develop innovative models of care in IM.

The Institute is undertaking clinical research on Chinese herbs using an integrative Western and Chinese medicine approach. It is exploring the practicality of managing stroke rehabilitation, multiple sclerosis, chronic pain treatment, metabolic diseases, digestive diseases, skin diseases, palliative care, and women's health.

In parallel, the Institute has established an Integrative Medical Centre at the Prince of Wales Hospital to provide a unique clinical platform for the provision of IM service and evaluation of the practical aspects of this healthcare delivery model.

Aside from using evidence-based medicine to evaluate the efficacy of IM, the Institute established an Analytic and Clinical Cooperative Laboratory for Integrative Medicine (ACCLAIM) with the University of Sydney in 2016 to archive patient data sets and to decode and explore the clinical solutions embedded in the data trail. Moreover, the Institute collaborates with MOOC provider Coursera and successfully produced a series of Chinese Medicine videos which is the first English teaching Chinese Medicine course on the platform.

Diabetes and Personalised Medicine

Diabetes has become a major global public health problem and is associated with complications that can result in blindness, kidney failure and heart problems. These can be prevented by addressing the risk factors at the early stages.

Our research focuses on using the latest genomic technologies to discover novel genetic and other molecular markers associated with diabetes and diabetic complications. These technologies help to identify at-risk individuals for early intervention and provide new biological targets for drug development.

We are also developing biomarkers linked to treatment response in order to provide better, more tailored treatments for patients. Recent achievements include the identification and development of a panel of genetic markers that predict kidney complications in diabetes and the identification of genetic variants near the PAX4 gene as a novel genetic marker for type 2 diabetes among Chinese and other Asian populations.



Emmy TANG

Awarded the Best Paper Award at the Annual Scientific Meeting of Hong Kong Society for Coloproctology

Other than preparing us to become competent clinicians, CUHK also provides us with valuable opportunities and supports us to explore the research field. With the guidance of our professors and hard work of my groupmates, we were able to work in a field that has not been explored previously in Hong Kong. We are so honoured that our work has been recognised by overseas scholars and also local surgeons. It is very heartening for us to continue our work in the research field.

Victor CHAN

Received the Best Scientific Paper Award at the Asia-Pacific Academy of Ophthalmology (APAO) Congress



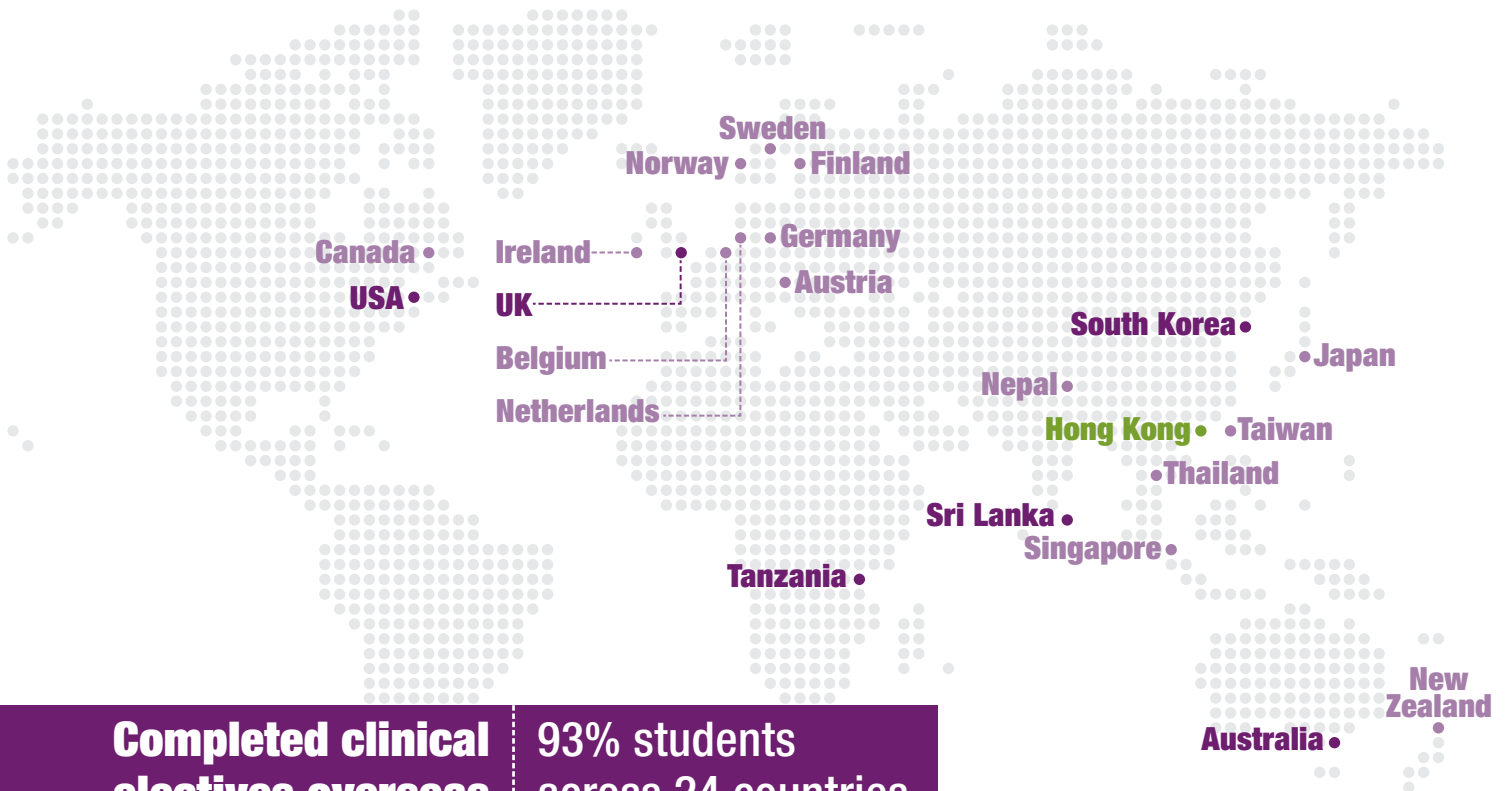
I was excited to see the impact of my research work, and I hope I can ultimately discover a set of retinal biomarkers that can be applied in Alzheimer's disease. Apart from clinical research, I also had the opportunity to participate in various cutting-edge neuroscience research projects at University College London (UCL) and University of Oxford with the support of the Faculty and different scholarships. All these experiences not only helped me to develop the skills and mentality of a clinician-scientist, but also provided me with a great platform to explore the leading edge of innovative research in medicine.

GLOBAL ENGAGEMENT



With the guidance and approval of the Coordinator of Clinical Elective, students can arrange an attachment of their choice, either in Hong Kong or overseas, in order to broaden their horizons. The clinical elective is held in the Year 5 summer for a period of four to six weeks. In the 2017 to 2018 year, 93% of the students completed their clinical electives in overseas attachments across 24 countries, while 7% completed clinical electives in Hong Kong. In addition, the GPS programme provides outstanding students with opportunities to take part in overseas exchanges at top overseas institutions.

The University also has a long tradition of promoting term-time exchanges to give our students international exposure. Over the past few years, some of our medical students have taken part in one-year exchange study programmes in Europe and the United States.



Completed clinical electives overseas

93% students across 24 countries



Lily LAI • Asan Medical Center, South Korea

During the summer break, I did a one-month clinical attachment in the Gastroenterology Department and Kidney & Pancreas Transplantation Department of Asan Medical Center in Korea, which was a truly fruitful learning experience.

Asan Medical Center is very famous for its large endoscopy centre and kidney transplantation unit. I had many eye-opening experiences there, including observing a simultaneous pancreas and living kidney transplantation at midnight, endoscopic submucosal dissection, endoscopic mucosal resection and scrubbing up for the kidney transplantation. It was my first time seeing those procedures, and I learnt a lot.

I also had the chance to join the Seoul International Symposium on Helicobacter and Upper Gastrointestinal Disease, where I met a lot of distinguished professors and listened to many informative talks, which provided the most up-to-date information on H. pylori infection and various gastrointestinal diseases.

This attachment broadened my horizons and helped me prepare for my final-year study and future research.

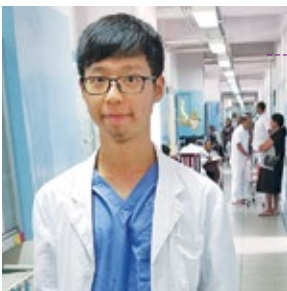


Laura LEUNG • Harvard University, US

I spent six weeks at Golby Lab, an image-guided neurosurgery lab at Harvard University. Chaired by Dr. Alexandra GOLBY, the lab focuses on the incorporation of different imaging modalities into pre-surgical planning. I was fortunate enough to be able to lead my own research project, observe surgeries within the advanced multimodality imaging operating suite and even get my own brain scanned in the 7T scanner! I am forever grateful for the lab's hospitality and trust in me as a young medical student.

Bernice CHEUNG • University of Oxford, UK

The 6-week Exeter College Summer Programme offered a truly authentic Oxford experience, where we had small group learning such as seminars and tutorials for the two courses I took (Medicine and Disease in European History and Development Economics), and took part in many of Oxford's traditions. Courses were academically rigorous yet extremely fruitful and intellectually stimulating. I had the chance to be taught by eminent academics and to interact with talented peers from all over the world. This was a once-in-a-lifetime experience for me to have a simultaneously academically challenging and culturally enriching summer in Oxford's engaging and beautiful environment.



Tin Ho CHAN • University of Colombo, Sri Lanka

In 2018 summer, I went to Sri Lanka and was attached to the Department of Clinical Medicine and Surgery in the University of Colombo. The doctors there were passionate and keen on teaching. Every medical student worked very hard and spent most of the time in the ward to attend ward rounds and bedside tutorials, clerking patients, blood taking and even handling new admissions. Although the medical students there were busy, they were very friendly. When they got an interesting case, they invited me to see and learn from that patient.

Due to limited resources, the hospital there may not be able to offer sophisticated investigations so the teaching was very clinical and mainly focused on history taking and physical examination. It was a good chance for me to recognise the importance of these basic clinical skills and made me realise that I could only understand the patients' holistic situation by seeing and talking to them. These basic clinical skills helped me build up relationships with patients and could not be replaced by investigations.

Nicole Phoebe TANNER • Tanzania

I did my 5th year medical electives in Tanzania, and I had the opportunity to see so many new things! The healthcare in Africa is very different to that of Hong Kong, and so are the diseases and cases. Many people have HIV and AIDS, and it is very heart-breaking to see children and adults suffering the complications of these diseases. It puts life in perspective and helps me appreciate what I have in Hong Kong. On top of that, Africa has been an adventure! From seeing the beautiful nature and animals, Tanzania has been an amazing cultural experience.



Tracy WONG • Monash University, Australia

In April-May 2018, I participated in a six-week research and clinical attachment, under the supervision of Professor Rosemary HORNE, at the Department of Paediatrics at Monash University in Melbourne in Australia. I mainly took part in a research project on a sleep study comparing electroencephalography (EEG) signals between children who were born term and preterm. I also had the opportunity to join the paediatric lectures and tutorials of Year 4 Medical students at Monash University, sit in a neonatal follow-up clinic, follow morning ward rounds in the neonatal intensive care unit and observe an animal study. It was a truly fruitful and rewarding experience.



BEYOND THE CURRICULUM

The Faculty encourages students to explore their potential, widen their perspectives and serve the community while pursuing their medical studies at CUHK. Through various student associations and the wide range of opportunities available to them, our medical students are active both on the campus and beyond.





To Learn

Our students are self-motivated learners. Besides attending lectures and receiving clinical training, students can practise physical examinations and clinical procedures at the Kai Chong Tong Clinical Skills Learning Centre and broaden their knowledge through online courses. Students have also established study groups and workshops in order to learn from one another as they strive for the same goal — to be a good doctor.



Suturing Workshops

As a student-led surgical society, the Student Surgical Association of Hong Kong (SSAHK) has been pioneering suturing workshops for pre-clinical students since 2014. In the workshops, experienced surgeons from the public and private sectors teach participants basic suturing and knot-tying skills. Students are placed in small groups and provided with their own sets of materials. During this learning experience, students are inspired by the skills and knowledge demonstrated by our tutors and able to get a glimpse of the life of a surgeon.

Since 2017, the SSAHK has also been organising advanced suturing workshops, which teach more complex surgical skills to medical students. Students will practise their knot tying and suturing skills on pig skin, dissect pig skin, excise artificial skin mass and close wounds under the supervision of respected surgeons.

About the Student Surgical Association of Hong Kong

The Student Surgical Association of Hong Kong (SSAHK) is a student organisation jointly run by medical students from CUHK and The University of Hong Kong (HKU), and is also an affiliated organisation of the College of Surgeons of Hong Kong. With the aim of encouraging interest in the field of surgery among students at the undergraduate level, SSAHK organises a wide variety of activities, including suturing workshops, the Surgical Taster Day, Careers Night and interactive seminars. With these activities, SSAHK hopes to establish connections between medical students and surgeons as well as international surgical societies.



Source: CCOUC

To Serve

Compassion and passion are two of the most vital aspects of patient care. Our students are encouraged to participate in health projects serving both local and international communities. Some students go beyond merely participating and organise their own projects. As a result of these valuable experiences, students are able to broaden their horizons, hone interpersonal skills and remind themselves what it is to be a good doctor.

The Ethnic Minority Health Project

The mission of the Ethnic Minority Health Project is to mitigate the impact of natural disasters on people living in rural China and Nepal. It is also committed to reducing behavioural and environmental health risks through evidence-based health education campaigns in remote, disaster-prone and poverty-stricken communities. The project is a collaborative effort among students, faculties, local and international professionals, as well as community representatives from a wide array of disciplines.

In 2018, the team visited Liguang Village in Lijiang City of Yunnan Province, China. The goal of the team was to conduct health education for the villagers. Prior to the health education programme, the team conducted a household survey in the village. Data related to the demographics and the use of telecommunication devices in an emergency and other health issues were collected for the implementation of further health education programmes as well as research purposes. Health promotion activities on dental health, waste management, care for the elderly and the use of oral rehydration solution were organised by the team for primary school students and the villagers.





Nepal Medical Service Project

In the summer of 2018, Medical Outreachers Hong Kong (MOHK) continued their 4-year Nepal Medical Service Project – Project Namtar – in collaboration with Encouraging of Words and Health in Action to serve Nepalese communities in need. During the two-week trip, the team visited secondary and primary schools in the remote village to carry out interactive lessons on various important health topics. Two new interventions, Hygiene Diary and the Health Ambassador Programme, were introduced in an effort to facilitate positive behavioural change. The team revisited houses in the village to conduct household surveys. By evaluating the health needs and hygienic conditions in the area, better preparation can be made for future interventions. Volunteers also set up a 2-day health camp to promote health knowledge through health talks, as well as provide basic health checks for hundreds of local villagers. Since the project is of a sustainable nature, MOHK members were excited to see the impact of their previous work on the local community, which also encouraged the volunteers to go further beyond borders as students and future doctors in public health and humanitarian work.

About Medical Outreachers Hong Kong

Medical Outreachers Hong Kong (MOHK) is a non-governmental organisation comprising medical students from CUHK and HKU. It embodies three core values: Reach Out, Create and Inspire. MOHK's local and international projects serve a wide range of people, from ethnic minorities in Hong Kong to those without medical support in communities such as suburban China and Nepal. The organisation distinguishes itself by emphasising the continuity of its projects in the hope of creating lasting impacts. Through the years, MOHK has witnessed the sustainable impact of its work and helped volunteers reflect on the human side of medicine, increasing their determination to become compassionate doctors. In short, the group of medical students working with MOHK aspires to and envisages a life at medical school that is not just about studying but taking action to relieve the suffering of others.



MedStart

MedStart is a two-day medical school immersion programme organised by The Asian Medical Students' Association Hong Kong (AMSAHK) for secondary school students with an interest in studying medicine. The students spend one day each at CUHK and HKU, where they gain an understanding of medical school and a career in medicine so they can make informed decisions when the time comes to apply for university. The programme offers a wide array of activities, both lecture- and practical-based:

- Lectures hosted by professors of CUHK and HKU medical faculties
- Tutorial sessions and problem-based learning
- Dissection lab visit
- Clinical skills experience
- Tours of the medical faculties
- Student and doctor sharing

About the Asian Medical Students' Association Hong Kong

The Asian Medical Students' Association Hong Kong (AMSAHK) is the first student-led organisation jointly run by medical students from CUHK and HKU. As a founding member of AMSA International and an associate member of the International Federation of Medical Students' Associations (IFMSA) recognised by both the World Health Organization and the United Nations, AMSAHK strives to implement the international ideal within our local chapter: to equip medical students with expertise and dedication. On an international level, the association facilitates exchanges between local students and their overseas counterparts through conferences and other activities. Inspiration from these multicultural programmes is then brought home. With the aim of transforming ideas into action, AMSAHK organises monthly projects on scientific research, global exchange, public health, medical education, and human rights and peace, thus actively contributing towards public health promotion and policy making.



Health Exhibition

The Health Exhibition is an annual event organised by the Medical Society. As one of the largest external activities, the Health Exhibition provides free health services to the general population and raises awareness of the importance of maintaining public health. The theme of the 2018 event, Heart Matters, Beats Better, was about cardiovascular disease. The Exhibition included essential theme-based community health checks, board presentations with models and electronic displays, interactive talks by well-known doctors and performances by cultural and sports societies. This was also the second consecutive year we held the Hong Kong Secondary School Health Exhibition Presentation Competition (HEPC), which aims to increase involvement by teenagers and secondary school students by providing them with the chance to conduct scientific research and make presentations.



Overseas Service Trip to Galle, Sri Lanka

This year 24 medical students visited Galle, a city in Sri Lanka facing waste management and hygiene problems. Under the theme of environmental and personal hygiene, our students organised workshops in local schools and visited local families and special centres to teach Sri Lankans proper waste handling methods and basic hygiene concepts. Our students also conducted health checks in a village to raise health awareness among local people. One of the highlights of this activity was the environmentally-friendly workshop, in which our students constructed recycling bins and decorated them together with the local children. The decorated recycling bins were then put in the local schools for actual use. With the aid of the Galle Municipal Council, our recycling plan was also introduced to schools and community centres in other areas in the hope of further deepening the concept of environmental friendliness and ultimately improving hygiene in Galle. Throughout the trip, our students not only reached out to serve those in need but also gained insights from the stories of the service targets, allowing them to become passionate doctors-in-training.

Yuen Cheuk WONG

Three years ago, I talked to a street sleeper for the first time in my life. Shocked by the fact that there are around 1,500 street sleepers living in the seemingly prosperous society of Hong Kong, I started to organise regular visits to homeless people and bring them food and necessities. Nevertheless, what we treasured the most was the friendship and mutual trust between us, hoping that we can provide emotional support. I also led a community research project focusing on the service gap for the homeless mentally ill. After two years of continuous effort, a press conference was held in 2018 to offer recommendations in the current medical service model. The experience deepened my belief that what a doctor

should do is to treat a patient but not just the disease. To achieve that, we must pay special attention to the deep-rooted social problems which are intimidating both physical and mental health.



To Enjoy

MEDEGG's Production

MEDEGG's Production is a non-profit organisation promoting an aesthetic approach to health education. The drama society is comprised solely of medical students, who handle all roles from directing plays and acting on stage to doing make up and creating props. MEDEGG's productions complement the scientific nature of medical studies by helping medical students appreciate the arts and thereby gain a better understanding of complex human emotions. Each production involves the work of over 50 students, putting social skills integral to aspiring doctors such as leadership and teamwork into play. MEDEGG stages two regular productions each year: The Annual Production in January, and the Summer Production in June/July. Since 2015, MEDEGG has also taken part in the Inter-Collegiate Drama Competition at CUHK, becoming the first non-college drama team to do so.



Medical Students' Festival

The Medical Students' Festival is a fundraising event for charity organised by the Medical Society each year from October to November. Activities including a carnival, walkathon and singing contest are designed not only to raise funds for patients but enable students to bond with one another and have fun. The Festival allows students to learn more about the charity and develop a sense of responsibility by serving the community while enjoying themselves and widening their social networks.


About the Medical Society

The Medical Society, CUHK is a non-profit student association founded in 1982, organised by a group of aspiring doctors aiming to serve students in the Faculty of Medicine. Every year, the Medical Society arranges a wide range of activities, from academic events that broaden medical students' horizons to recreational and social events that reinforce the ties between medical students and their counterparts. The Society provides medical students the opportunity to learn, relax and create ties in the community as part of an experience that takes medicine beyond academic boundaries.



Annika BHARWANI
Judy Ka Wai CHAN
Yuen Wing WONG

The GPS project gave us the incredible opportunity of learning more about ethnic minorities in Hong Kong, a group we don't interact with often but who make up a fundamental part of Hong Kong's society. Our aim was to get hands-on experience with this group of people, learn about their culture, find out what their health needs are and create a source of information so that future healthcare workers, hospitals and NGOs can offer targeted services. In the process, we also arranged some service events ourselves, such as the South Asian Health Carnival in September 2016. We have gained an immense amount of knowledge and understanding from this project, and we truly hope we can use our research to organise more activities for South Asian populations in the future. We are thankful for the Faculty's support and to be recipients of the Gerald Choa Memorial Fund Scholarship so we can further promote service to ethnic minorities in Hong Kong, because they help diversify and add to this incredible city's unique and integrated culture.



STUDENT SUPPORT

To be a good doctor, you not only have to be knowledgeable but compassionate and mature. During your medical training, you may encounter obstacles but these are just part of the resilience that every doctor-to-be needs to acquire.

Academically, you are guaranteed to be exposed to medical knowledge of immeasurable depth and breadth. As well as developing good study habits and the ability to pace yourself, you need to learn how to rely on your peers for mutual support. As young adults, you are in a critical developmental stage where social, personal, family and psychological transitions may impose additional stress on you. You should never underestimate the negative effects these stressors may have on your mental and physical state, interpersonal relationships, individual wellness and academic performance. Remember, before you can care for others, you first have to care for yourself!

Our Faculty Wellness Team, composed of Faculty members, alumni, seniors and in-house counsellors, is here to promote student wellness and personal growth via workshops, retreats, group therapy and individual counselling. Together with the University, Colleges and field experts, we welcome you on your journey to becoming the doctors of tomorrow.





CU Medical Alumni Buddy Programme

A traditional alumni mentorship programme is valuable for contributing advice, support and career guidance to students. However, conventional mentorship programmes may fall short when matching mentors and mentees, unless both parties are highly motivated.

In an attempt to improve the success rate and sustainability of mentorship programmes, a group of enthusiastic alumni working in both the public and private sectors have formed the CU Medical Alumni Buddy Programme. Senior alumni are the “big buddies” of the programme and, with the support of Dean Chan, additional senior buddies are recruited from alumni among our faculty staff.

Under the current medical students Orientation Camp grouping system, all students are assigned to 14 groups with alumni buddies. The programme brings together students and alumni in a mutually rewarding relationship. Through participation in social and academic activities, alumni buddies become more closely connected with students from various classes, while students are linked with their peers from different forms.

The alumni network also offers channels for students to explore their potential, gain leadership skills, and participate in social service and humanitarian work. In this way, the programme bridges the gap between the classroom and professional world to prepare students better for their future careers. Senior alumni and peer buddies in the group serve as role models, provide support, offer job search advice and give career guidance to juniors.

At the same time, fellow alumni in the core group gain valuable insights from various senior and peer buddies, while having the opportunity to update their knowledge and improve their own coaching, leadership and communication skills.

Up to now, the alumni buddy group has organised an inaugural meeting and visited pre-O and Orientation camps for the 2022, 2023, 2024 medical student classes. In addition to the social events organised by individual group buddies, more than 20 events were held for both preclinical and clinical year medical students, which included in-depth career talks, CV writing, presentation and interview skills. The total number of attendees was over 2,500.

Ultimately, we wish to pass on our tradition of mentorship and fellowship to our successors and continue our heritage of CUHK Medicine.





FINANCIAL AID AND SCHOLARSHIPS



Students can apply for territory-wide university, college and faculty scholarships. There are 385 scholarships and awards offered by the University, Colleges and Faculty of Medicine to students who achieve academic excellence, demonstrate outstanding leadership, and participate in extracurricular and community services. In 2017/18, nearly half of medical students received scholarships. To help students in need meet part of the cost of their university education, the Government has made provisions for grants and loans through the Student Finance Office. The University and the Faculty of Medicine also administer their own bursaries, loans and campus work schemes for registered local and non-local students.



Tiffany YU

Awardee of the Sir Edward Youde Memorial Scholarships

I am honoured to receive the Sir Edward Youde Memorial Scholarships. This Scholarship empowers me to accept and create opportunities for others and myself.

I thoroughly enjoyed my service trip to Morocco, conducting research in neuro-oncology and becoming certified in mental health first aid. In September 2018, I joined an eight-week Mindfulness-based Cognitive Therapy course for medical students.

While my experiences remind me that confidence is the key to growth, leadership and service, they also remind me of the equal importance of humility in medicine. As my peers and I continue to explore man's limitations and vulnerabilities in others, I hope to remember to explore the same in myself. I am very thankful for my family, peers, professors and mentors who have supported and helped me stretch into who I am today.


Maggie LAM

Awardee of the My Life in Medicine Award

It is my greatest honour to be one of the recipients of the My Life in Medicine Award. Carrying forward the spirit bestowed in the Award of developing a genuine love for learning and pursuing excellence, this Award has encouraged me to explore the field of medicine in more ways than one.

In the past year, I have participated in community outreach service programmes in addition to joining Advocate, a student-led platform aiming to share medical advancements with the public. In the summer of 2018, I also joined the Weatherall Institute of Molecular Medicine at the University of Oxford for an eight-week internship, where I experienced the life of a researcher.

None of these would have been possible without the Faculty of Medicine, which provided me with unimaginably valuable opportunities, especially to go abroad for a research attachment, and my supportive GPS mentor, who inspired me to go beyond my comfort zone and explore diverse fields of medicine. I am truly looking forward to the rest of my medical training and, together with my comrades, making a difference in the community as competent and compassionate medical professionals.



Andrew John KWOK

Awardee of the Dr. & Mrs. Tzu Leung Ho Outstanding Academic Awards Grand Medal

I am incredibly privileged and honoured to be a recipient of the Dr. & Mrs. Tzu Leung Ho Outstanding Academic Awards.

The awards that Dr. & Mrs. HO have so generously donated to the Faculty are fantastic examples of the standard of excellence that the Faculty of Medicine pursues and encourages its students to attain. I am very grateful for the mixture of financial support and recognition that their awards provide.

As has always been the case, success in medical school has only been possible with the support of many others, especially our teachers. With the utmost gratitude, I would like to once again thank the many doctors and professors who taught us throughout the arduous journey of medical school and all family and friends who supported and guided us through various hardships.

MESSAGES FROM ALUMNI



Dr. Che Chung LUK MBChB 1986
Cluster Chief Executive, Hong Kong East Cluster, Hospital Authority

“CUHK nurtures our fellow students and doctors to cure and, more importantly, care and love our patients. I am blessed to be part of this lifelong journey led by the Faculty.”

Dr. Wing Tai SIU MBChB 1989
Honorary Fellow, CUHK

Clinical Associate Professor (Honorary), Department of Surgery, Faculty of Medicine, CUHK
Honorary Consultant in General Surgery, Hong Kong Sanatorium & Hospital

“The Faculty of Medicine of CUHK is an outstanding medical school. It is located in a comfortable and beautiful campus. Since my graduation I have witnessed the growth of my Alma Mater. Young as she may be, our medical school is privileged in not being under the constraint of rigid traditions. Every member enjoys the freedom of innovation and development. I foresee a brilliant future for the Faculty of Medicine of CUHK.”



Professor Jimmy Bok Yan SO MBChB 1991
Professor of Surgery, National University of Singapore
Head and Senior Consultant, Division of Surgical Oncology, National University Cancer Institute of Singapore (NCIS)
Director and Senior Consultant, Upper Gastrointestinal Surgery Service, University Surgical Cluster, National University Hospital (NUH), Singapore

“Medicine is a fulfilling and meaningful profession. Even though I moved to Singapore more than 20 years ago, I am always proud to be a graduate from CUHK. I am very glad to see CUHK Medicine growing much over the years and has become a world-renowned academic medical centre.”

Professor Ting Fan LEUNG MBChB 1992
Chairman and Professor, Department of Paediatrics, Faculty of Medicine, CUHK

“Being a medical student at CUHK not only equipped me well with basic knowledge, medical advances and a persevering attitude to meet the life-long clinical challenges but also fostered my strong bonding with and sense of responsibility and togetherness in this growing family! I am confident that all medical students will join me and many other alumni in supporting the maturation of our Faculty. Please make the wise decision to join our CUHK Medicine family!”



Dr. Sheung Wai LAW MBChB 1993
Awardee of 2017 Hong Kong Humanity Award

“There is no doubt medicine is a challenging but rewarding career. You can make a real difference to people’s lives by helping to alleviate pain and suffering. Studying at CUHK Medicine equipped me not only the knowledge to go forward for clinical practice but also the passion to engage in humanitarian service.”




Dr. Fei Chau PANG MBChB 1994
Head of Human Resources, Hospital Authority

“Thanks CUHK, I am proud of being a graduate of the Faculty of Medicine. It grows me from a young man to be a doctor and makes ‘Dr’ almost part of my name in the workplace. This additional title grants all doctors not only professional privilege, but also responsibility and commitment to working for the best interest of patients as well as our community. Let us extend the commitment wholeheartedly to saving lives of people and promoting health to our society.”

Professor Patrick Shu Hang YUNG MBChB 1994
2009 Ten Outstanding Young Persons Awardee
Chairman, Department of Orthopaedics and Traumatology, Faculty of Medicine, CUHK
Director, Hong Kong Centre of Sports Medicine and Sports Sciences

“As medics, don’t treat your work as just a job, please take it as a mission..... a gift from God to be able to serve the community! Find your interest in this mission and strive for your dream..... you will then excel and enjoy it very much!”




Professor Anskar Yu Hung LEUNG MBChB 1996
Li Shu Fan Medical Foundation Professor in Haematology, HKU

“As medical students and doctors, we all learn from the patients whom we care for. This is not about the few diseases that we know, but about the vast majority of them that we don’t and how vulnerable we can be as an individual.”

Dr. Bonnie Chun Kwan WONG MBChB 2002
President of CUHK Medical Alumni Association
Clinical Assistant Professor (Honorary), Department of Medicine and Therapeutics, Faculty of Medicine, CUHK

“Be ready to join this big warm family. CUHK Medicine is a fantastic incubator for young doctors to make their dreams a reality, while the Alumni Association provides a platform where we can draw support from each other and from the School, with the vision to improve the lives of our patients and the healthcare of our community.”



Dr. Sunny WONG MBChB 2006
Assistant Professor, Department of Medicine & Therapeutics, Faculty of Medicine, CUHK

“CUHK allows me to pursue my dream of practising medicine and advancing science through education and research. Being able to study at CUHK was a privilege and a transformational experience.”

Dr. Jimmy LEUNG MBChB 2011
Emergency doctor
Médecins Sans Frontières Volunteer

“CUHK MBChB programme has always emphasised on training doctors who are not only proficient, but who also practise medicine with passion and commitment, and a sense of responsibility to society. This has nurtured and encouraged me, along with many alumni, to contribute in the humanitarian field.”



Dr. Owen Ho KO MBChB 2015
PhD (University College London)
Assistant Professor, Department of Medicine and Therapeutics, Faculty of Medicine, CUHK

“I took a long break between my pre-clinical and clinical years to pursue research, as I have always been very keen on being capable of both practising medicine and advancing science and medicine through research. CUHK provided me with a perfect platform to learn the basic sciences I needed to know before my PhD studies, and the Faculty has always been very supportive of my study and research plans.”


Choh-Ming Li Basic Medical Sciences Building
The Chinese University of Hong Kong
Shatin, New Territories, Hong Kong

Tel : (852) 3943 6891 / 3943 6806

Fax : (852) 2603 5821 / 2603 7997

Email : faculty@med.cuhk.edu.hk

Website : www.med.cuhk.edu.hk





 **CUHKMedicine**

 **CUHK Medicine**

 **cuhkmed_sa**

