

# Undergraduate Prospectus 2 0 1 6

Bachelor of Medicine and  
Bachelor of Surgery (MBChB)

and

Global Physician-Leadership  
Stream (GPS)

*Transforming our* **Passion into Perfection**



香港中文大學醫學院  
**Faculty of Medicine**  
The Chinese University of Hong Kong





# CONTENTS

Undergraduate  
Prospectus  
2 0 1 6

Dean's Message	03
Faculty of Medicine, The Chinese University Hong Kong	04
Bachelor of Medicine and Bachelor of Surgery (MBChB)	08
Global Physician-Leadership Stream (GPS)	20
Research: Unlock the Secrets	24
To See the World: To Explore, to Experience and to Learn	30
Beyond the Curriculum	32
Student Support	38
Financial Aid and Scholarships	40
Messages from Alumni	42



Working hand in hand, students and teachers shape their mutual learning experiences in a big and extended family – a family characterized by love, care, support and fun.





# Dean's Message



Since its establishment in 1981, the Faculty of Medicine of The Chinese University of Hong Kong (CUHK) has made impressive strides in nurturing and educating cohorts of new-generation doctors and clinician-scientists to serve the community. 2016 is a joyous year for the Faculty as it celebrates 35 years of remarkable achievements in medicine and healthcare.

Our SMART curriculum together with our launch of the Global Physician-Leadership Stream (GPS) in 2013 reflect the responsiveness of the Faculty of Medicine to prepare our graduates to see and to open up opportunities in the medical and healthcare fields, and to meet challenges of practising medicine in the 21<sup>st</sup> Century.

Our teaching staff is composed of highly dedicated individuals, who encourage students to challenge themselves to widen their comfort zone and to value inquiry and active collaborative learning style. Doors are always open for students to voice their opinions. Working hand in hand, students and teachers shape their mutual learning experiences in a big and extended family – a family characterized by love, care, support and fun.

The Faculty's research and innovation leadership such as being a pioneer in endoscopic robotic surgery and investing in cutting-edge research in tissue engineering and regenerative medicine, provides ample opportunities for students to nurture

their interests and to explore the potential to pursue careers as clinician-scientists.

I invite you to read this brochure to find a career path to which you aspire. No worthy journey comes easy. Mother Teresa said, "Yesterday is gone. Tomorrow has not yet come. We have only today." I urge you to work hard from today. If a fulfilling career path is revealed to you, follow it with all your passion.

Wishing you good luck in examinations and interviews.

I look forward to meeting you in the campus of CUHK in September 2017.

A handwritten signature in black ink, appearing to read 'Francis Chan', written in a cursive style.

**Professor Francis K.L. CHAN**

Dean, Faculty of Medicine  
The Chinese University of Hong Kong





# FACULTY OF MEDICINE, THE CHINESE UNIVERSITY OF HONG KONG

The history of the Faculty of Medicine can be traced back to the government and Legislative Council's approval in 1974 of the establishment of a new medical school at The Chinese University of Hong Kong. The Faculty was set up to meet the needs of society by providing graduates with solid and professional training in medical knowledge and competency.

The Faculty believes that medicine is best studied through an approach that integrates knowledge, attitude and skills. In 1981, the medical curriculum was designed in accordance with both international standards and local conditions. In the same year, the Choh-Ming Li Basic Medical Sciences Building was completed, and the first batch of students embarked on their study of medicine. About a decade later, undergraduate programmes in nursing and pharmacy and many other postgraduate programmes were added.

Currently, the Faculty of Medicine has 5 schools and 14 departments with 417 regular teaching staff, and 3,900 adjunct/honorary teaching staff offering courses in 9 undergraduate programmes and a number of postgraduate programmes. We also provide continuing and professional training to public health and healthcare professionals. To date, more than 18,100 graduates and undergraduate students have passed through the Faculty.

李卓敏基本醫學大樓  
CHOH - MING LI  
BASIC MEDICAL SCIENCES BUILDING



# 5 Schools



School of Biomedical Sciences



The Jockey Club School of Public Health and Primary Care



School of Chinese Medicine



The Nethersole School of Nursing



School of Pharmacy

# 14 Teaching Departments

- Department of Anaesthesia and Intensive Care
- Department of Anatomical and Cellular Pathology
- Department of Chemical Pathology
- Department of Clinical Oncology
- Department of Imaging and Interventional Radiology
- Department of Medicine and Therapeutics
- Department of Microbiology
- Department of Obstetrics and Gynaecology
- Department of Ophthalmology and Visual Sciences
- Department of Orthopaedics and Traumatology
- Department of Otorhinolaryngology, Head and Neck Surgery
- Department of Paediatrics
- Department of Psychiatry
- Department of Surgery



Choh-Ming Li Basic Medical Sciences Building



Li Ka Shing Medical Sciences Building



Lo Kwee-Seong Integrated Biomedical Sciences Building



Li Ping Medical Library




Prince of Wales Hospital (Teaching Hospital)

## Education

### Teaching Facilities

To aid in student learning, we provide state-of-the-art facilities and various learning platforms. Besides attending lectures and receiving clinical training in well-equipped classrooms and laboratories, students can practise physical examinations and clinical procedures at the Kai Chong Tong Clinical Skills Learning Centre and broaden their knowledge through online courses.



## Undergraduate Programmes

### Bachelor of Chinese Medicine (BCM)

The six-year full-time programme provides solid theoretical knowledge in Traditional Chinese Medicine (TCM) and training in biomedical sciences to students who demonstrate strong clinical and research skills in Chinese Medicine. Graduates work towards the sustainable development of Chinese Medicine and people's well-being.

### Bachelor of Medicine and Bachelor of Surgery (MBChB)

The six-year full-time programme offers a unique medical curriculum that allows doctors to meet the challenges of an ever-changing healthcare service sector. Together with a year of clinical internship in recognised hospitals, the programme enables graduates to qualify as registered doctors in Hong Kong. The University's teaching hospital is the Prince of Wales Hospital.

### Global Physician-Leadership Stream (GPS)

In this elite programme, the most capable medical students receive training in global perspectives and leadership competencies, in addition to the professional medical training of the MBChB curriculum. Graduates are groomed to play pivotal leadership roles in the medical community, both locally and internationally.

### Bachelor of Nursing (BNurs)

The five-year full-time programme prepares students for registration as general registered nurses with the Nursing Council of Hong Kong. Besides theoretical courses, students also gain experience in the care of clients in both community and hospital settings.

### Bachelor of Science in Gerontology (BScG)

The two-year full-time articulated programme provides students who possess an Associate Degree or a Higher Diploma with a full scope of knowledge and skills in planning, delivering and coordinating elderly care services in a wide variety of elderly health and social care settings.

### Bachelor of Pharmacy (BPharm)

The four-year full-time programme provides students with the core knowledge, skills and attitudes needed to flourish in pharmacy practice. Students must complete a one-year internship after graduation to be qualified as registered pharmacists.





### **Bachelor of Science in Biomedical Sciences (BSc in Biomedical Sciences)**

The four-year full-time programme is designed to provide students with integrated and holistic training in biomedical sciences. It offers different concentration areas that prepare graduates for career paths in scientific research, health system policy and management, or clinical, pharmaceutical, diagnostics and healthcare related professions.

### **Bachelor of Science in Community Health Practice (BSc in Community Health Practice)**

The two-year full-time articulated programme has been designed in response to the increase in non-communicable diseases, emerging and re-emerging infectious diseases, and increased societal recognition of the importance of community-based care.

### **Bachelor of Science in Public Health (BSc in Public Health)**

The four-year full-time programme is the first and only public health undergraduate programme in Hong Kong. It provides students who have an interest in public health with valuable insights into health issues of concern to the population.

**In addition to 9 undergraduate programmes,  
the Faculty offers around  
70 postgraduate study programmes.**

\* Programme details and admission information are available at [www.med.cuhk.edu.hk](http://www.med.cuhk.edu.hk).

# BACHELOR OF MEDICINE AND BACHELOR OF SURGERY (MBChB)

As one of the youngest institutions to be ranked among the world's top medical schools, the Faculty of Medicine of The Chinese University of Hong Kong (CU Medicine) is regarded as being innovative and forward-thinking. In addition to conducting high impact research, the development of competent and compassionate medical graduates is an important mission of the Faculty.

Since the traditional system- and problem-based learning models of medical training no longer meet the expectations of tomorrow's doctors, CU Medicine is pleased to launch a unique MBChB programme - the SMART curriculum - to nurture our future doctors who will make a difference in the world.






# SMART

## Curriculum

Get a head start with our SMART Curriculum.  
The SMART choice for a career in medicine.



Our students, Ms. Prilla TSANG and Ms. Candy KANG, are the first two undergraduate students in Hong Kong listed as co-first authors in an international leading journal, *the International Journal of Cardiology*.



Dr. Timothy CHENG was the first medical student in Hong Kong to have been named a Rhodes Scholar, one of the world's most prestigious scholarships, in 2010.

## Student-centred

We see things through the eyes of our students, understand their needs and walk them through any difficulties they may encounter. We inspire our students to undertake self-directed learning and equip them to be active learners so they are motivated to make the most of their potential.

### A Curriculum that Takes Account of Students

A distinctive feature of our programme is that we really listen to our students. Their views and feedback have enabled us to develop learning resources that make it easy for them to understand intricate concepts in basic science and medicine. Student representatives participate in curriculum planning meetings with our teachers, and their views and perceptions help us to adapt the curriculum to suit students from diverse backgrounds. This is part of our approach of responding to students' needs and giving them the support they require to succeed.

### Our Doors are Always Open

Responding to students' needs is an ongoing process. Our team, including the Dean, is here at all times to engage with students and to listen to their opinions.

### We Take Pride in Our Students' Achievements

With the right support, encouragement and environment, all our students are able to meet their desired goals. Some of our most successful students, such as Rhodes Scholar awardee Dr. Timothy CHENG, are testament to the success of our student-centred approach to teaching.



## Mentorship-based

Our teachers do much more than simply transfer knowledge. They have the interests of their students at heart, see the potential in each, and have the passion and ability to bring out their best.

### A Supportive Learning Environment

Students are an integral part of our team. More than most, our teachers are known for developing a friendly, yet professional, collegiate spirit. They believe that a warm and nurturing environment encourages a unique sense of belonging both to the University and the larger community of medicine.

The bonds that are created carry over into their professional careers. When students ultimately become a part of our alumni network, they contribute to the rich fraternity and camaraderie that has become a hallmark of CU Medicine.

### Mentorship Breeds Success

Mentorship at CU Medicine extends across the entire curriculum. Each student becomes part of a small group of student mentees from all years of our medicine programme. Their mentors are drawn from the ranks of our enthusiastic and experienced staff, who meet their mentees on a regular basis, both formally and informally.

## Beyond the Classroom

We encourage our students to express their creative potential outside the classroom. MED-EGG and The Student-Led Medical Exhibition have become regular features of CU Medicine and give our students a powerful sense of identity as future doctors. The humanitarian spirit of our students is also evident in the numerous public-health and disaster relief efforts in which they have participated - including the Sichuan Earthquake and Stand Tall Project - alongside their teachers and colleagues.



In a 14-day service trip to Uganda led by Professor Joseph J.Y. SUNG, Vice-Chancellor and President of The Chinese University of Hong Kong, students offered medical services to orphaned children and vulnerable women.



“ With a great diversity of learning experiences, CU Medicine has equipped students to fulfil their personal passion to pursue a career to serve in the clinical, public or humanitarian sectors with responsibility and morality.”

Anson CHAN  
MBChB, Year 2

## Assured Knowledge Acquisition

During their first years with us, students build a solid foundation in medical science, take well-structured bridging courses and acquire knowledge, skills, and competence through a variety of innovative platforms.

### Hands-on Dissection

We take special pride in our modern dissection laboratory — one of the finest in the world. Unlike many other institutions, we have retained hands-on dissection as an integral and important part of teaching anatomy. Students learn valuable lessons from these "silent teachers" and develop a deep sense of gratitude and respect for those who have donated their bodies to science.

### Surgery as It Happens

Guided exposure to live surgery is another unique component of our programme. During interactive group sessions, students are taken through all the important steps of a surgical procedure. Watching the surgery via a live high resolution video enables students to observe details of the procedure and to ask questions of the operating team, all while being guided by a tutor who facilitates this interaction. Through this approach, students are able to gain a close-up view of the surgical procedure as well as regional anatomy. It is a fascinating and compelling way to learn.

### Flipped Classroom

Our students are well prepared for interactions in the classroom and often put their professors on the spot. This is a concept we call the "flipped classroom" in which students interact directly with the lecturer or tutor. This powerful learning approach not only empowers students but gives them unique insights into the course content.

### E-learning for the Modern World

Our students are provided numerous E-learning resources, strategically delivered in a way that facilitates the acquisition of key knowledge and skills. Often more effective than traditional methods, E-learning has been shown in studies to have a long-lasting impact on student learning





## Anson CHAN

As many people may deem university education a vocational training stepping stone, CU Medicine is a place where I establish myself to not only be a better doctor-in-training, but a better person as a whole. There is a large pool of amicable mentors and classmates to nurture our studies as well as our personal development. Over the years, we have numerous chances to participate in international service trips, state-of-the-art laboratory research, and large-scale community services. With a great diversity of learning experiences, CU Medicine has equipped students to fulfil their personal passion to pursue a career to serve in the clinical, public or humanitarian sectors with responsibility and morality.

## Robust Clinical Teaching

Our clinical training begins in the early years. Students acquire clinical competence through a well-designed programme consisting of simulation training, bedside teaching, clinical attachment in centres of excellence, and an advanced pre-internship course.

### Intensive Clinical Exposure

Our students have perhaps the longest and broadest clinical exposure anywhere in the world. This ensures they are well exposed to all possible cases prevalent in Hong Kong, regardless of specialty. Our orthopaedics programme, for example, is the most exhaustive in the world. With seven weeks of exposure to musculoskeletal problems, students are provided with the training needed to meet one of the major problems of our aging population, notably osteoporosis.





### On-site Placements in Multiple Specialties

Our students are sent to many hospitals for their clinical attachments and therefore become intimately familiar with Hong Kong's healthcare environment. Placements in various centres of excellence give them the opportunity to see innovative specialty work and provide options for novel career paths they might not have otherwise been exposed to.

### Access to Medical Records

CU Medicine was the first medical school to provide students with access to computerised patient medical records. This access to CMS records gives real, insightful and in-depth exposure to patients' clinical problems.

### Our Students Excel in Clinical Examination Skills

With robust clinical exposures, real-patient clinical encounters and the enthusiastic involvement of our teachers, our students are known for their command of clinical examination skills — a consistent observation expressed by our overseas external examiners.

### Overseas Electives

Almost all our students do an overseas elective in their penultimate year. This option is actively supported by our Faculty, who makes use of a vibrant network of partner institutions across the world to find placements for students.

### Staff with a Passion for Teaching

Students of CU Medicine have noted that our teachers bring an unbridled sense of enthusiasm to their work. Many local and international awards have been won by our teaching staff, including Professor Shekhar Madhukar KUMTA who is the only medical teacher in Hong Kong to have received the UGC Teaching Award.



Professor Shekhar Madhukar KUMTA (4<sup>th</sup> from right) received 2012 UGC Teaching Award.

### Preparation for Real-world Medicine

At CU Medicine, we strongly believe that students should be trained in the most authentic way possible. To ensure they are best equipped for professional work, we secure internships for our students immediately after graduation. Indeed, CU Medicine was the first to start an assistant internship programme in the territory. Under this programme, students in their final years shadow interns and learn at first-hand the skills and procedures required of them as interns. This closely-supervised, well-mentored programme accounts for why CU interns are rated the best in Hong Kong.





## **T**eaching Ethics and Professionalism

We believe that good doctors are defined not by what they know of diseases but by how well they care for people suffering from diseases. A significant part of our SMART curriculum is dedicated to teaching bioethical values and principles.

### **Teaching Ethics in Partnership with Columbia University**

CU Medicine has partnered with Columbia University, the top-ranked Ivy League School with a first-rate bioethics programme, to provide a new ethics curriculum.

In our new bioethics curriculum, we teach moral principles to empower our students with a strong sense of ethical values. The expectation is that future doctors must, above all, be ethical persons, which is not only a local but a global view.

A unique feature of our new ethics curriculum is the ability to hold discussions with local and overseas teachers through a novel combination of electronic and face-to-face interactions. Through this programme, our students develop strong analytical capabilities enabling them to think through ethical dilemmas clearly, morally and humanely.

### **Putting Knowledge of Ethics into Practice**

Students participate in discussions about ethical issues during the quarterly Ethics Grand Rounds, interacting with senior students, professors and other members of the healthcare community — a unique feature of CU Medicine.

### **Your Identity as a Medical Professional**

CU Medicine students can be easily identified even in a crowd — they demonstrate ethical values and behaviours and have empathy and compassion for patients. Not surprisingly, they have been consistently rated as among the best in Hong Kong during their internships in independent assessments by doctors and healthcare professionals working in HA Hospitals.

### **Student Involvement in the Medical Community**

At CU Medicine, we strongly support student participation in all our academic and professional meetings and conferences, a characteristic of life as a medical professional. A significant number of our students actively participate in these events, and some have even received awards at regional conferences. Our environment motivates and empowers them with the desire to become a professional, endowed with a sense of ethical values that make them highly valued in society.





## Hollis CHAN

"Hi, I am Hollis, a Final Year Student. Here, we have Clinical Ethics Rounds at the hospital every four months. Real cases of the hospital are discussed with professors in Law and Ethics. For the student, this gives so much meaning to the problems we see every day in the wards and clinics. The rounds have really helped me to analyse these complex problems — I know this is just the beginning, there is so much to learn about bioethics in the rest of my career."

**"You will be facing many dilemmas in your career, which involves ethical questions and values needed to be weighed carefully. The course will teach you how to handle these issues."**

Professor Robert KLITZMAN, MD  
Director, Bioethics Masters and Online Certificate and Course Programmes



# The Six-Year Curriculum

We offer a six-year medicine programme. The first year is the foundation year; students will learn the basic scientific knowledge and concepts to be applied in subsequent pre-clinical and clinical studies.

Our medical education is more than vocational training. All medical students benefit from our general education, which is a unique strength of CUHK. Students have ample opportunities to learn humanities and other knowledge beyond medicine throughout the entire curriculum to expand their knowledge and develop their intellectual capacity.

Year 2 and Year 3 offer mainly pre-clinical science training. Students are provided with a solid, comprehensive, and continually updated grounding in biomedical sciences with some community exposure.

Clinical skills training is introduced in the pre-clinical years. Bridging courses are offered before students are promoted to Year 4 to further equip them with the essential pathology knowledge and clinical skills.

In Year 4, students will acquire the skills and knowledge of handling basic clinical problems through clinical attachment to the Prince of Wales Hospital, our primary teaching hospital, and other partner hospitals. Anatomical pathology and clinical haematology, chemical pathology, clinical microbiology, medicine and surgery are covered.

	<b>S</b> tudent - centred  Year 1	<b>M</b> entorship - based  Year 2-3
Knowledge	<ul style="list-style-type: none"> <li>- Health Sciences</li> <li>- Systemic Anatomy</li> <li>- Cells and Tissues</li> <li>- Public Health</li> </ul>	<ul style="list-style-type: none"> <li>- Human Structure</li> <li>- Human Function</li> <li>- Molecular Medicine and Genetics</li> <li>- Basic Pathology</li> </ul>
Clinical Training	<ul style="list-style-type: none"> <li>- Basic Life Support</li> </ul>	<ul style="list-style-type: none"> <li>- Clinical Skills Practical</li> <li>- Clinical Anatomy and Clinical Skills</li> <li>- Basic Life Support</li> <li>- Doctor and Patient</li> </ul>
Bioethics, Communication Skills, Professionalism and General Education	<ul style="list-style-type: none"> <li>- Critical thinking tools of ethical analysis</li> <li>- Communication Skills</li> <li>- Professionalism</li> <li>- General Education</li> </ul>	<ul style="list-style-type: none"> <li>- Philosophical and historical foundations of bioethics</li> <li>- Ethical challenges of biomedical research</li> <li>- Communication Skills</li> <li>- Professionalism</li> <li>- General Education</li> </ul>



In Year 5, students rotate in four clinical disciplines: community and family medicine, obstetrics and gynaecology, paediatrics, and psychiatry. At the end of Year 5, students will broaden their learning, research, and clinical horizons through attachments to other healthcare institutes in Hong Kong or overseas during their 8-week elective studies.

In Year 6, students will go through rotations for further clinical teaching in medicine, surgery and other clinical disciplines, including anaesthesia and intensive care, clinical oncology, diagnostic imaging and interventional radiology, emergency medicine, ophthalmology, otolaryngology, orthopaedics and traumatology. Students are scheduled to work with interns and clinical teams in their day-to-day clinical duties under the supervision of more senior doctors. Pre-internship training ensures that our students will have a smooth transition into becoming safe and competent interns.

Throughout the six-year curriculum, training in bioethics, communication skills, and professionalism will be offered to our students. These are all important attributes of our graduates before they are competent and ready to serve the community as junior doctors.



**Professor Paul B.S. LAI**  
 Director, Office of Medical Education  
 Faculty of Medicine, CUHK

“The curriculum at CU Medicine is a dynamic one. The Office of Medical Education will continuously monitor and update the courses to prepare our graduates for practising as competent and safe doctors.”

# A

ssured  
Knowledge  
Acquisition

## Year 4

- Anatomical Pathology and Clinical Haematology
- Chemical Pathology
- Clinical Microbiology
- Medicine and Surgery
- Selected Study Module

- Clinical Rotations in Medicine and Surgery
- Clinical Skills Modules
- Advanced Life Support
- Doctor and Patient

- Healthcare delivery and policy, doctor-patient relationship and medical professionalism
- Clinical Communication Skills
- Professionalism

# R

obust Clinical  
Teaching

## Year 5

- Community and Family Medicine
- Obstetrics and Gynaecology
- Paediatrics
- Psychiatry

- Clinical Rotations in Community and Family Medicine, Obstetrics and Gynaecology, Paediatrics and Psychiatry
- Elective Studies in HK or Overseas

- Clinical ethics and decisions at the bedside
- Clinical Communication Skills
- Professionalism

# T

each Bioethics,  
Communication Skills and  
Professionalism

## Year 6

- Medicine, Surgery and various clinical disciplines

- Clinical Rotations in Medicine and Surgery
- Pre-internship Training

- Ethics, medical innovation and emerging biotechnologies
- Clinical Communication Skills
- Professionalism



## Admission

We set out to recruit the very best students. The qualities we look for include academic ability but also a keen interest in the medical discipline, high ethical standards, good communication skills, leadership potential, the ability to work in a team and, importantly, a strong desire to care for people.

We take in 235 students a year and do not set specific quotas for JUPAS and non-JUPAS places as we prefer to select those students we consider the most capable and best suited to become tomorrow's generation of new doctors.

We accept students who rank in the top 1% or higher in the Hong Kong Diploma of Secondary Education (HKDSE) or equivalent standards for other non-JUPAS categories.

### JUPAS - HKDSE

The table below lists the minimum requirements of HKDSE in terms of subjects and the grade required for each respective subject to apply for the MBChB programme.

Core Subject(s)	Minimum Level	Elective Subject(s)	Minimum Level
Chinese Language	3	Biology	3
English Language	4	Any 1 subject <sup>(1)</sup>	3
Liberal Studies	3	OR	
Mathematics Compulsory Part	3	Chemistry	3
		Any 1 subject <sup>(2)</sup>	3

Notes: (1) Chemistry is preferred. (2) Biology is preferred.

Taking a third elective is strongly recommended. We use the total score of all subjects (4 cores + 2 or 3 electives) to rank students. As a result, students who take 7 subjects (4 cores + 3 electives) will have an advantage over students who only take 6 subjects (4 cores + 2 electives). The conversion of examination grades to scores is as follows: 5\*\*=7, 5\*=6, 5=5, 4=4, 3=3.

It may also be beneficial to take the Mathematics Extended Part Module 1 or 2. The module contributes to the total HKDSE score if the grade in that module is higher than the lowest of the 3 best electives.



## Non-JUPAS

Non-JUPAS applicants are students not applying on the basis of HKDSE. This would include graduates and those completing degrees by September, other undergraduates, and high school students applying with alternative qualifications such as the International Baccalaureate (IB), General Certificate Education Advanced Level (GCE A-level) examinations, or other results from the Australian, New Zealand, Canadian or US school systems.

## Admission Interviews

Students will usually be invited to an admission interview if they achieve the minimum scores. Lasting for around 15 minutes, a typical interview will be conducted in English by a panel of senior professors, outstanding medical alumni or distinguished leaders in the community.

Students are interviewed individually by two panel members. Questions will be asked to explore the student's interest in medicine, general knowledge about healthcare, opinions about ethics and humanism, and teamwork, leadership and communication.



**We set out to recruit the very best students.**

## Applications

JUPAS applications are made through the JUPAS office and applicants' schools while Non-JUPAS applications are made via the Office of Admissions and Financial Aid (OFA).

The latest programme information and admission details are available on the programme website

<http://mbchb.med.cuhk.edu.hk>

## Enquiries


Faculty and Planning Office,  
Faculty of Medicine

Tel: (852) 3943 6891 / 3943 6806

Fax: (852) 2603 5821 / 2603 7997

Email: [faculty@med.cuhk.edu.hk](mailto:faculty@med.cuhk.edu.hk)

Address: Room G07, G/F, Choh-Ming Li Basic Medical Sciences Building, The Chinese University of Hong Kong, Shatin, New Territories, Hong Kong





# GLOBAL PHYSICIAN-LEADERSHIP STREAM (GPS)

Given the changes in the healthcare sector and the challenges ahead, there is a great need to identify and develop a new generation of physician leaders.

The Global Physician-Leadership Stream (GPS) launched in 2013 provides the most capable students with training in global perspectives and leadership competencies, in addition to the professional medical training of the MBChB curriculum.

GPS graduates are expected to play pivotal leadership roles in the medical community, both locally and internationally, while advancing healthcare and benefiting the community at large.





# Director's Message

As the first undergraduate medical leadership programme in Asia, GPS goes beyond professional training in medical knowledge, skills and attitudes. It is designed to develop students into future leaders in the medical and healthcare profession in Hong Kong and the international community, fulfilling their aspirations to pursue a clinical or academic career, or to serve in the public, private or humanitarian sectors.

We seek well-rounded applicants with high scholastic potential and an international perspective, who are technically competent, adept at solving problems, and capable of demonstrating a strong sense of responsibility, ethical behaviour, patience and compassion. Most importantly, they should be committed to preserving the health of the community and possess a passion for lifelong learning and inquiry.

We will look ahead and build on our reputation for innovation, discovery and excellence so we may continue to contribute to the health and well-being of individuals and communities.



**Professor Justin C.Y. WU**

Director, Global Physician-Leadership Stream  
Associate Dean (Development)  
Faculty of Medicine, CUHK



## Programme Characteristics and Overview

### Personal Mentorship Scheme

We have a large pool of leaders and researchers to educate and nurture our GPS students. Under the Personal Mentorship Scheme, students will be assigned a dedicated academic advisor to assist them throughout their study period. Students will have the opportunity to lead and complete a project under the close supervision of their mentors. We cherish this strong teacher-student bond, which can last for decades.

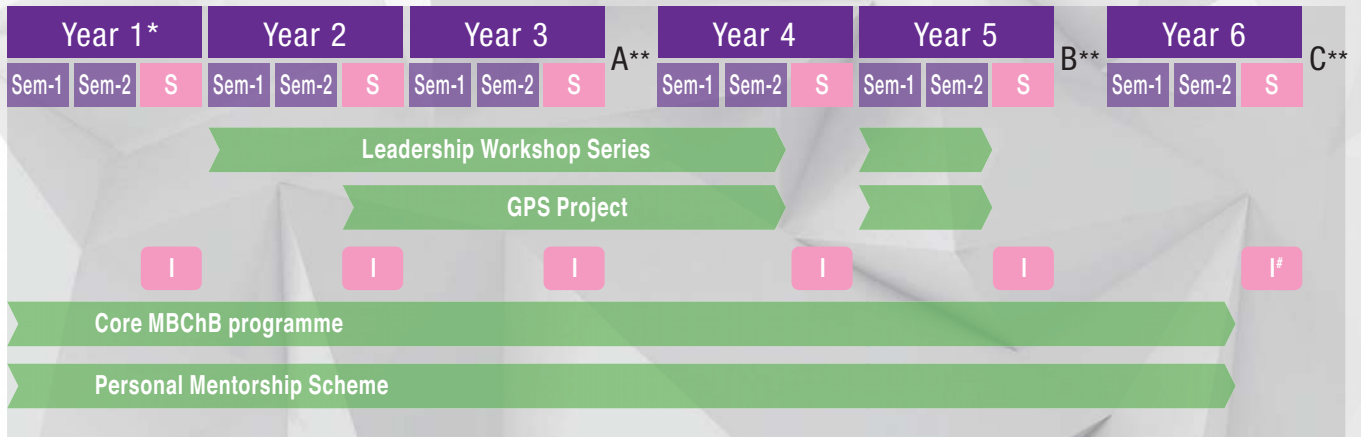
### International and Inter-professional Learning Experience

Outstanding GPS students gain international exposure through funded overseas exchanges, internships and graduate studies at top overseas institutions. Various platforms give students ample inter-professional learning opportunities.

# Structured 6-year Course

## An Overview of the Global Physician-Leadership Stream

S Summer I Internship



\* Students are required to meet the following extended criteria for exemptions for some of the Faculty courses normally taken in the first year of study, in accordance with University regulations, after they are admitted to the GPS:

- For HKDSE students: at least 5\* in Biology AND Chemistry AND English
- For IB students: at least Grade 6 in Biology (HL) and Chemistry (HL), of which either one must be Grade 7
- For GCE A-Level students: at least Grade A\* in Biology (AL/IAL) and Chemistry (AL/IAL).

\*\* Option of the following graduate studies:

A = 1 year of Master of Research Medicine at CUHK

B = 1 year of Master of Public Health at CUHK or overseas institutions, or

C = Within 2 years of conferment of MBChB, pursue Master or PhD at CUHK part-time or full-time at an overseas institution

# Start of a 12-month internship training at approved HA hospitals from 1 July



“The Global Physician-Leadership Stream (GPS) is designed to develop students into future leaders with global perspectives in the medical and healthcare profession in Hong Kong and the international community.”

Professor Justin C.Y. WU

Director, Global Physician-Leadership Stream

Associate Dean (Development), Faculty of Medicine, CUHK



# Requirements for Application

Students are generally required to be among the top 0.25% in their respective university entry examinations in order to be eligible for the Global Physician-Leadership Stream.

JUPAS	HKDSE <sup>(1)</sup> <sup>(2)</sup>	Total score $\geq$ 46 AND Any 5** in 4 subjects and with good interview performance and a past record of achievement
Non-JUPAS	International Baccalaureate <sup>(2)</sup>	44/45 or above with good interview performance and a past record of achievement
	GCE A-Level <sup>(2)</sup>	A* in all subjects with an average mark of 97% or above with good interview performance and a past record of achievement
	Others	Selection will be based on academic merit, interview performance and a past record of achievement

## Notes:

(1) The HKDSE score is calculated on the 4 core subjects and 3 best elective subjects (where level 5\*\* = 7 points, 5\* = 6 points, 5 = 5 points etc.). The attained level of Mathematics (extended part) will contribute to the score if its level is higher than the lowest level of an elective subject (please refer to the Faculty website on admissions for further details).

For the number of subjects with 5\*\*, both the compulsory part and optional extended part of Mathematics are treated as one subject. Hence, 5\*\* in both compulsory and extended Mathematics does NOT count as two subjects with 5\*\*.

(2) Students who meet the following extended criteria are eligible for exemptions from some of the Faculty courses that are normally taken in the first year of study in accordance with University regulations, after they are admitted to the GPS:

- For HKDSE students: at least 5\* in Biology AND Chemistry AND English
- For IB students: at least Grade 6 in Biology (HL) and Chemistry (HL), of which either must be Grade 7

The above admission requirements are subject to change without prior notice. For the latest information on admission requirements, please refer to the Faculty website at [gps.med.cuhk.edu.hk](http://gps.med.cuhk.edu.hk).

## May LEUNG

"I am very glad to have joined GPS, which has provided us with an abundance of opportunities – leadership workshops, research experiences, international conferences, etc. Its leadership workshops are a platform for us to learn from distinguished medical leaders about the humanitarian aspect of being a doctor.

I am especially grateful to have met my research mentor through the personal mentorship scheme. Under her guidance and encouragement, I was given the invaluable opportunity to present my work at one of the largest international conferences on Gastroenterology. I also attended clinical symposia delivered by some of the world's leading experts. It has been a truly memorable experience."



## Nicole TANNER

"Under GPS, I have had guidance and support from the most amazing mentors, from career choices, academics and personal life. Their care for me motivates me to pursue Medicine with passion and ambition, as they have.

I have had the opportunity to exchange in Imperial College London, as well as join research conferences in Korea. I also visited rural villages in Sichuan to help those in disaster prone areas. The opportunity GPS has given me to travel all over the world has broadened my perspective on Medicine and humanity."





## RESEARCH: UNLOCK THE SECRETS

Innovation, creativity and pursuit of excellence are the hallmarks of the Faculty of Medicine. Here we are striving to translate scientific discoveries into medical advances that would benefit our society and patients.

Over the years, we have notable scientific achievements that have tangible impact on how the world understands and treats diseases. We shall continue to find better answers to new challenges ahead, for the benefit of all involved and wider society.



# Research

The Faculty of Medicine is involved in a wide range of medical research and the development of advanced clinical technology.

We have achieved regional and world firsts in many areas of clinical research and procedures and have helped Hong Kong gain a reputation as a pioneer in some of the world's most advanced surgical technologies and techniques.

To help fulfil our research mission, the Faculty has developed numerous state-of-the-art research facilities, including the Li Ka Shing Institute of Health Sciences, the Lo Kwee-Seong Integrated Biomedical Sciences Building, the Lee Hysan Clinical Research Laboratories and the two State Key Laboratories of Oncology and Digestive Disease.

## Diabetes and Personalised Medicine

Diabetes has become a major global public health problem and is associated with complications that can result in blindness, kidney failure and heart problems. These complications lead to poor health and account for a large proportion of the healthcare burden in most countries. Diabetes and diabetic complications can be prevented by addressing the risk factors at the early stages.

Our research focuses on the latest genomic technologies to discover novel genetic and other molecular markers associated with diabetes and diabetic complications, in order to identify at-risk individuals for early intervention and provide new biological targets for drug development. We are also developing biomarkers linked to treatment response in order to provide better, more tailored treatments for patients. Recent achievements include the identification and development of a panel of genetic markers that predict kidney complications in diabetes and the identification of a genetic variant near the PAX4 gene as a novel genetic marker for type 2 diabetes among Chinese and other Asian populations.



## Gastrointestinal Research

Gastrointestinal (GI) cancers, including gastric, liver and colorectal cancers, are major causes of morbidity and mortality among Chinese. The State Key Laboratory of Digestive Disease at CUHK consists of a world-leading team of scientists and clinicians working at the forefront of GI research, such as cancer and its related diseases. Our work includes the whole genome profiling of GI cancers for the development of novel diagnostic biomarkers and drug targets, the delineation of the role of gut microflora in GI diseases, treatment of HBV and the management of peptic ulcer bleeding.

Highlights of our recent research include (1) the identification of mutations and epigenetic alterations of colorectal cancer and gastric cancer; (2) identification of the gut microbial imbalance

and influence on colorectal cancer; (3) the development of microRNAs (miR-34a-5p, miR-221 and miR-18a) as non-invasive biomarkers for colorectal cancer; (4) identification of a novel oncogene in colorectal cancer (SLC12A5, SLC25A22); and (5) tumour suppressor genes (DACT2, BCL6B, CLDN3, CA4 and MDGA2) in GI cancers.

Our research group has published over 1,600 peer-reviewed articles, including over 300 high-impact papers and has been honoured with 45 prestigious national and international prizes, such as two State Scientific & Technological Progress Awards, the Laurel Awards for International Leadership and three first-class Ministry of Education (MoE) Higher Education Outstanding Natural Science Output Awards.


## Genomics

The Faculty is at the forefront of the clinical application of genomics. In particular, researchers within the Faculty have pioneered the field of non-invasive prenatal diagnosis following our discovery of fetal DNA in maternal plasma in 1997. We have developed a robust non-invasive prenatal test for Down syndrome that is now used by millions of pregnant women in over 90 countries around the world. We are also the first in the world to sequence the fetal genome from maternal plasma.

Our researchers are also prominent in cancer genomics, especially for liver and nasopharyngeal cancers. We have developed high throughput DNA sequencing approaches towards a promising blood test that can potentially detect all types of cancer.

These research groups are supported by the highly competitive and prestigious State Key Laboratory Programme of China and the Theme-based Research Scheme of the Hong Kong Research Grants Council.

Our researchers in these areas have been recognised through their election to the Chinese Academy of Sciences, the Chinese Academy of Engineering, the Academy of Sciences of Hong Kong, the Royal Society, the US National Academy of Sciences and the World Academy of Sciences. Other recognitions include the King Faisal Prize in Medicine (2014), the Chinese Young Women in Science Fellowship (2012), and awards from the Ministry of Science and Technology and the Ministry of Education of China.



## Integrative Medicine

The Hong Kong Institute of Integrative Medicine was established in the autumn of 2014 with an aim to synergise the strengths of both Western and Chinese medicine.

The Institute has a distinct strategy of internationalisation and applied research. It strives to collaborate with medical schools of overseas institutions, Chinese and Western medical sectors and industry stakeholders to promote R&D, education and the practice of integrative medicine. Currently, the Institute collaborates with renowned overseas institutions, including the Universities of Toronto, Sydney, Zurich, Maryland, Duisburg-Essen, Southampton and Alberta, and also the Hospital Authority of Hong Kong to explore the application of integrative medicine (IM) research findings on patients and develop innovative models of care in IM.

The Institute now endeavours to explore the practicality of managing stroke rehabilitation, multiple sclerosis, chronic pain treatment, metabolic diseases, digestive diseases, skin diseases, palliative care, and women's health in an integrative Western and Chinese medicine approach. In parallel, the Institute has established an Integrative Medical Centre at the Prince of Wales Hospital. The Centre provides a unique clinical platform for the provision of integrative medical service and evaluation of the practical aspects of an integrative healthcare delivery model.

Aside from using evidence-based medicine (EBM) to study and evaluate the efficacy of IM, the Institute established an Analytic and Clinical Cooperative Laboratory for Integrative Medicine (ACCLAIM) with the University of Sydney in July 2016, with an aim to archive patient data sets and to decode and explore the clinical solutions embedded in the data trail.

**“ We developed a robust non-invasive prenatal test for Down syndrome that is now used by millions of pregnant women in over 90 countries around the world.”**

**Professor Dennis Y.M. LO**  
Associate Dean (Research), Faculty of Medicine, CUHK



## Liver Research

Liver disease is highly prevalent in Asia. In Hong Kong, 7% and 27% of the general population have chronic hepatitis B and non-alcoholic fatty liver disease respectively, which may result in cirrhosis and liver cancer.

Our objective is to improve diagnostic accuracy, develop effective treatments and prevent complications in patients with liver disease. The CUHK research team has led numerous international clinical trials for the treatment of chronic hepatitis B. We were among the first to show that antiviral therapy can prevent disease progression and liver cancer in chronic hepatitis B, confirm the long-term safety of antiviral therapy, and use transient elastography and serum tests to accurately diagnose liver fibrosis and cirrhosis.

Our research findings have been cited in international guidelines. Moreover, our team has received numerous research awards, including the first-class MoE Higher Education Outstanding Scientific Research Output Award from China in 2013.

## Oncology

The Department of Clinical Oncology leads and works with multiple international collaborators in the development of biomarkers and novel therapeutics targeting specific cancer genes. We have changed the paradigm of cancer therapy in the past and aim to continue doing so in the future.

Our researchers are internationally recognised leaders in cancers prevalent in Asia, including lung, liver, nasopharynx, and breast cancers.

The Department of Clinical Oncology is part of the Partner State Key Laboratory of Oncology in South China (CUHK) and the China FDA Oncology site. The Department has two professorships held by Professor Tony MOK and Professor Anthony CHAN, supported by the Li Shu Fan Medical Foundation. In terms of honours and awards, Professor Tony MOK was awarded the Prof. N.C. Mistra Oration in 2016. Professor Brigitte MA has been nominated to serve on the American Association for Cancer Research-Women in Cancer Research (WICR) Council for a three-year term (2016-2019). Professor Anthony CHAN is the Associate Editor of the *Annals of Oncology*, Oxford University Press, and Professor

Tony MOK is the Associate Editor of *The Journal of Clinical Oncology*, American Society of Clinical Oncology, respectively.

In 2006, our laboratories became a Partner State Key Laboratory of Oncology in South China. Our clinical trials are also accredited as a China Food & Drug Administration site. In 2009, we became a Sister Institution of the MD Anderson Cancer Center (MDACC). Our researchers have also been actively participating in the MDACC Global Academic Program. In July 2016, we were formally approved as a Main Member of the prestigious international collaborative group, NRG Oncology (formerly NSABP, RTOG and GOG).

As an active member of the Phase II Mayo Consortium hosting US NCI funded studies through our involvement in the Cancer Therapeutics Research Group, our team has finished accrual for the US National Cancer Institute study on Nivolumab in treating patients with recurrent and/or metastatic nasopharyngeal cancer (NCT02339558), and manuscript preparation is in progress.

We also have an ongoing study, "A prospective study of long-term intake of dietary isoflavones and lignans on the risk of recurrence and mortality in Chinese women with early-stage breast cancer", funded by the World Cancer Research Fund.

In 2014 and 2015, our investigators published five papers in international journals with an impact factor above 10. We also expanded our research projects with Cancer Research UK and Stanford University. Professor Tony MOK is the corresponding author of the highly cited paper (as ranked by ISI Web of Science) "Gefitinib plus chemotherapy versus placebo plus chemotherapy in EGFR-mutation-positive non-small-cell lung cancer after progression on first-line gefitinib (IMPRESS): a phase 3 randomised trial" *Lancet Oncol.* 2015 Aug;16(8):990-8.



**“ The CUHK Jockey Club Minimally Invasive Surgical Skills Centre has conducted 1,394 training courses and trained 18,500 healthcare professionals. The Robotic Surgery Training Centre established in 2008 is the first outside the US and Europe. A total of 1,132 surgeons have received basic robotic surgical training at the Centre.”**

Professor Philip W.Y. CHIU  
Director, CUHK Jockey Club Minimally Invasive Surgical Skills Centre



### **Robotic and Minimally Invasive Surgery**

The first laparoscopic cholecystectomy performed by the Department of Surgery at The Chinese University of Hong Kong in 1990 introduced minimally invasive surgery (MIS) to Hong Kong. Minimally invasive surgery results in less pain for patients after surgery and improves perioperative outcomes. Since then, we have made major advances in minimally invasive surgery, including the application of laparoscopic colectomy for colorectal cancers, laparoscopic repair of perforated peptic ulcers, laparoscopic appendectomy and thoracoscopic surgeries. Recently, we pioneered the performance of non-invasive endoscopic surgical procedures, including per-oral endoscopic myotomy for treatment of achalasia and the world's first multicentre study on robotic endoscopic submucosal dissection for the treatment of early gastric cancers.

Our work has been extensively published and widely cited in the medical literature, and we have contributed to the medical community through publications in respected high-impact journals such as *The Lancet*, *Gastroenterology*, *Annals of Surgery*, and *Journal of Bariatric Surgery*.

In 2005, The Chinese University of Hong Kong established the CUHK Jockey Club Minimally Invasive Surgical Skills Centre. This unique multidisciplinary centre is equipped with advanced laparoscopic facilities for the most up-to-date training of MIS surgeons.



**Dr. Jason TSANG**

BMedSc (CUHK, Hons), MBChB (CUHK, Hons), PhD (Cantab)

CUHK provided early opportunities for me to explore my passion in scientific research. I joined the intercalated year programme in my junior year to undertake a full year of laboratory research in chemical pathology. With the intrigue of curiosity and the fascination of discovery, these motivated me to embark on an adventurous career to become a pathologist-scientist and pursue doctoral postgraduate training at the University of Cambridge with the support of the Sir Edward Youde Memorial Honorary Fellowship and the Wellcome Trust International Studentship. I was able to participate in cutting-edge stem cell and genomic research in the Wellcome Trust Sanger Institute. The experience has injected new ideas in my current research on the development of novel diagnostic tools.



**Dr. Owen H. KO**

BMedSc, MBChB (CUHK), PhD (UCL)

I took a long break between my pre-clinical and clinical years to pursue research, as I have always been very keen on being capable of both practising medicine and advancing science and medicine through research. CUHK provided me with a perfect platform to learn the basic sciences I needed to know before my PhD studies, and the Faculty has always been very supportive of my study and research plans. I have recently completed internship and started working at the Department of Medicine and Therapeutics as a basic physician trainee, while conducting research work about both basic and translational neuroscience with Professor Vincent C.T. MOK and his team.





# TO SEE THE WORLD: TO EXPLORE, TO EXPERIENCE AND TO LEARN

With the guidance and approval of the Coordinator of Clinical Elective, each student arranges an attachment of their choice either in Hong Kong or overseas in order to broaden their horizons. The clinical elective is held in the Year 5 summer for a period of four to six weeks. In 2016, 83% of the students completed their clinical electives in overseas attachments across 21 countries, while 16% completed clinical electives in Hong Kong and 1% in China. The University also has a long tradition of promoting term-time exchanges to give our students international exposure. Over the past few years, some of our medical students have taken part in one-year exchange study programmes in Europe and the United States.





The Faculty is building a network of exchange schemes with overseas medical schools and institutions, such as the Karolinska Institutet (KI) of Sweden, the University of Oxford and the University of Cambridge.



**Andrew John KWOK**

Elective at Danderyd Hospital,  
Sweden

My one-month elective experience in Sweden at the Danderyd Hospital (one of the teaching hospitals of the Karolinska Institutet) was highly rewarding. Communication was an issue as I do not speak any Swedish, but the doctors at the hospital were incredibly helpful and welcoming. With fantastic one-to-one supervision, I was able to learn extensively in the subjects I was interested in, including nephrology and endocrinology. In addition to the academic endeavours, living for a month in Sweden was fantastic for experiencing the relaxed Nordic lifestyle and getting to know their socialist system, not to mention meeting the numerous other exchange students from all around Europe!



**Tracy LAI**

Elective at National Hospital,  
Sri Lanka

I always wanted to see how medicine is practised in developing countries. Thanks to the Faculty, I had a clinical attachment at the National Hospital of Sri Lanka as my elective.

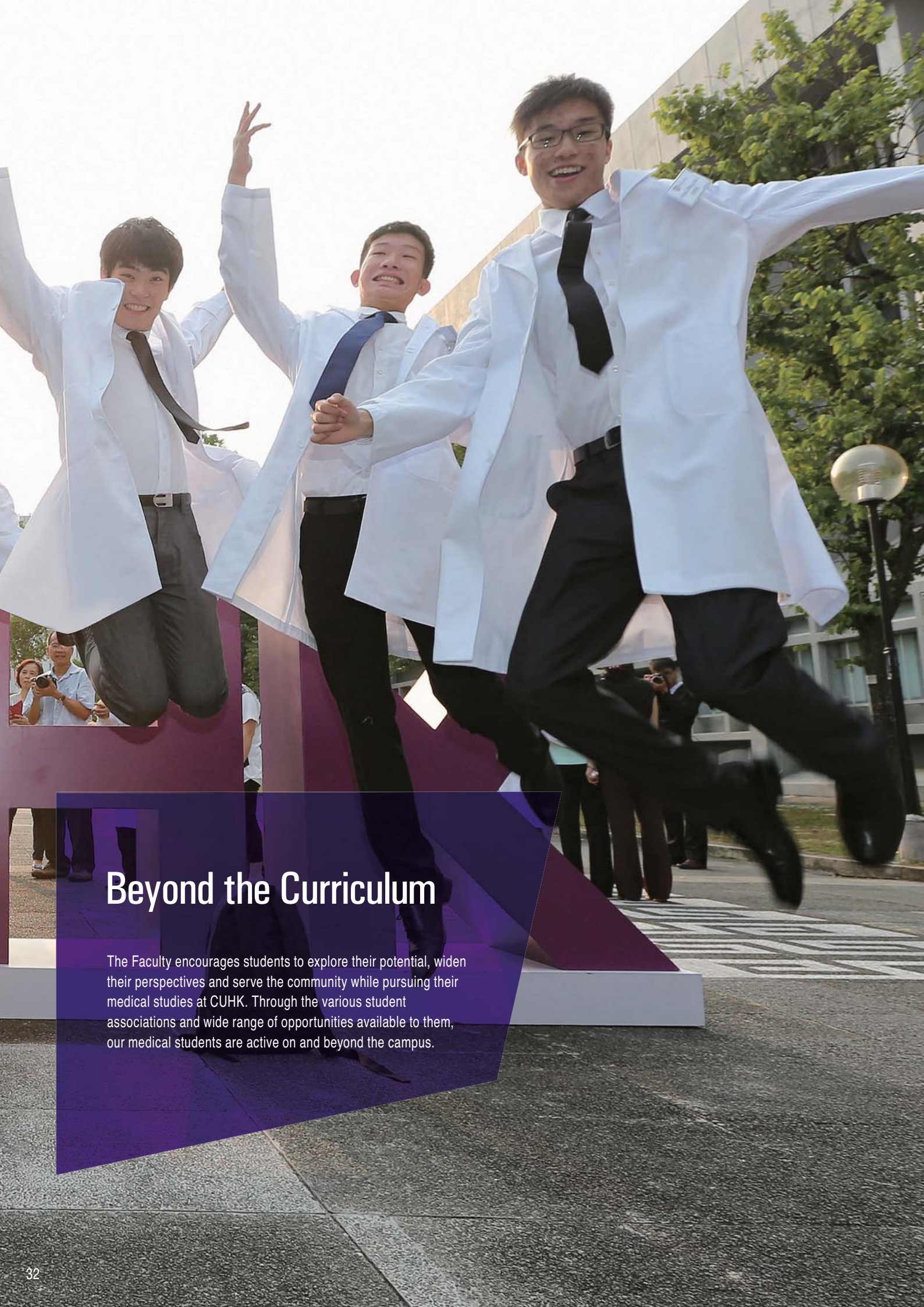
In this resources-limited setting, some patients are not able to receive the investigations and treatments we routinely order in Hong Kong. Many congenital illnesses were not detected until the adult stage. Some patients with severe cardiac diseases could not have the surgical treatment they needed locally.

Yet, I gradually came to appreciate the efforts their government put into the medical system and primary care. Although not every

patient gets the best treatment, at least no one is denied medical services for financial reasons.

Also, I was impressed by how passionate and sympathetic the doctors there are. The constraint in resources may prevent them from treating every patient with the most advanced technology but it never stops a caring heart. I hope to become a caring doctor who does not merely treat the disease, but the patient as a whole.





## Beyond the Curriculum

The Faculty encourages students to explore their potential, widen their perspectives and serve the community while pursuing their medical studies at CUHK. Through the various student associations and wide range of opportunities available to them, our medical students are active on and beyond the campus.



# To Learn

Our students are self-motivated learners. Besides attending lectures and receiving clinical training, students can practise physical examinations and clinical procedures at the Kai Chong Tong Clinical Skills Learning Centre and broaden their knowledge through online courses. Students have also established study groups and workshops in order to learn from one another as they strive for the same goal – to be a good doctor.

## Career Development Forum

The Career Development Forum is an annual event jointly organised by the Faculty and the CUHK Medical Alumni Association (CUHKMAA). Medical alumni from both the public and private sectors are invited to share their insights in 13 specialties with senior medical students. Through interactive sharing sessions, students can learn more about different medical specialties and have the opportunity to mingle with their future colleagues.

## Suturing Workshops

As a student-led surgical society, the Student Surgical Association of Hong Kong (SSAHK) has been pioneering Suturing Workshops for pre-clinical students since 2014. During the workshops, experienced surgeons from the public and private sectors teach participants basic suturing and knot-tying skills. Students are placed in small groups and provided with their own sets of materials. As a result of this learning experience, students are inspired by the skills and knowledge demonstrated by our tutors and able to get a glimpse of the life of a surgeon.



### About the Student Surgical Association of Hong Kong

The Student Surgical Association of Hong Kong (SSAHK) is a student organisation jointly run by medical students from The Chinese University of Hong Kong and The University of Hong Kong. With the aim of encouraging interest in the field of surgery among students at the undergraduate level, SSAHK organises a wide variety of activities, including Surgical Skills Workshops, the Surgical Taster Day, Careers Night and Interactive Seminars. With these activities, SSAHK hopes to establish connections between medical students and surgeons and international surgical societies.






# To Serve

Compassion and passion are two of the most vital aspects of patient care. Our students are encouraged to participate in health projects serving both local and international communities. Some students go beyond merely participating and organise their own projects. Through these valuable experiences, students are able to broaden their horizons, hone interpersonal skills, and remind themselves what it is to be a good doctor.

## The Ethnic Minority Health Project

The mission of the Ethnic Minority Health Project is to mitigate the impact of natural disasters on people living in rural China. It is also committed to reducing behavioural and environmental health risks through evidence-based health education campaigns in China's remote, disaster-prone, and poverty-stricken communities. The project is a collaborative effort among students, faculties, local and international professionals, as well as community representatives from a wide array of disciplines.



**Karen Li**

Joining Collaborating Centre for Oxford University and CUHK for Disaster and Medical Humanitarian Response (CCOUC)'s Ethnic Minority Health Project trips has really enriched my university experience and allowed me to take more initiative in my own learning. Each trip I have been on has been an eye-opening, enriching experience. Joining CCOUC gave me the opportunity to visit rural villages in China to raise awareness about various public health issues, such as the importance of disaster preparedness. It has also allowed me to apply textbook knowledge in the field and really engage with the local community to learn more about their needs and situations. Being able to travel to such remote areas and interact with the villagers is such a unique experience, and from my perspective it is also very important and rewarding for medical students such as myself who are interested in humanitarian work. It is the experience of going on these trips that really motivates me and puts my studies into perspective.



In 2016, the team visited Heihe Village in Yingjiang County of Dehong Prefecture, Yunnan Province, which is inhabited by the Dai, Jingpo and Lisu ethnic groups. The goal of the team was to help villagers with health interventions that alleviated the adverse impacts of natural disasters and health risks related to behavioural factors. Using data about the villagers' preparedness for disasters and health awareness, students prepared presentations on a variety of topics, including salt and hypertension, waste management and preparing for disasters.





## Nepal Medical Service Projects

In the summer of 2016, Medical Outreachers Hong Kong (MOHK) launched two Nepal Medical Service Projects – Project Namtar and Project Khumbu – in collaboration with Health in Action to serve Nepalese communities in need. In Project Namtar, the team visited a remote village to conduct a household survey of hygienic conditions in preparation for future interventions. Volunteers educated the villagers on personal hygiene and set up a mobile clinic to treat hundreds of patients over a three-day period. In Project Khumbu, students trekked through mountainous areas to reach highland villagers and teach them about basic life support and first-aid techniques when emergency support is not readily available. MOHK members were excited to see the impact of their work on local people through these projects, which also made the volunteers realise how they could go beyond borders as students and future doctors.



### About Medical Outreachers Hong Kong

Medical Outreachers Hong Kong (MOHK) is a non-governmental organisation comprising medical students from The Chinese University of Hong Kong and The University of Hong Kong. It embodies three core values: Reach Out, Create and Inspire. MOHK service projects span local and international regions, serving people from ethnic minorities in Hong Kong to those without medical support in countries such as Uganda and Nepal. The organisation distinguishes itself by emphasising the continuity of its projects in the hope of creating lasting impacts on those being served. Through the years, MOHK has witnessed the sustainable impact of its work and helped volunteers reflect on the human side of medicine, increasing their determination to become compassionate future doctors. In short, the group of medical students working with MOHK aspires to and envisages a life at medical school that is not just about studying but about taking action to relieve the suffering of others.



### MedStart

MedStart is a two-day medical school experience organised by The Asian Medical Students' Association Hong Kong (AMSAHK) for secondary school students who show an interest in medicine. The programme takes place over one day each at CUHK and HKU, where students gain an understanding of medical school and a career in medicine while learning about the medical school application process. A variety of activities are included in the programme:

- Lectures by professors of CUHK and HKU medical faculties
- Tours of the medical faculties
- Talks by doctors and interactions with medical students
- Clinical skills experience and training
- Case-study sessions
- Tutorial discussions on social topics

### About Asian Medical Students' Association Hong Kong

The Asian Medical Students' Association Hong Kong (AMSAHK) is a student-led organisation jointly run by medical students from The Chinese University of Hong Kong and The University of Hong Kong. As a founding member of AMSA International and an associate member of the International Federation of Medical Students' Associations (IFMSA) recognised by both the WHO and UN, AMSAHK facilitates exchange between local students and their overseas counterparts through conferences and exchanges. In addition to increasing the international exposure of medical students, AMSAHK advocates the importance of scientific research, global exchange, public health and medical education. AMSAHK also works to equip medical students with the expertise and dedication they need to serve the wider community in their future careers. What's more, it serves as a bridge between medical students and healthcare professionals by actively contributing towards public health promotion and policy making.



### Health Exhibition

The aim of the Health Exhibition is to provide the general public with general medical knowledge. In the past, we have introduced topics such as ophthalmology and visual science and orthopaedics; the theme of this year's event is "Your Digestion, Our Attention", which is about gastroenterology and hepatology. The Exhibition will include board displays, health check stations and featured talks focusing on the discussion of prevalent diseases associated with this theme. Booklets, which contain further information on the topic, will be distributed at the exhibition.

### Service Trip to Sri Lanka

This summer, the Medical Society held its annual service trip in Sri Lanka. Over the course of 11 days, 16 medical students volunteered their services in activities such as the construction of a local hospital and interacted with local students. Additionally, the students learned more about health and social conditions in Sri Lanka and gained a wider international perspective. This trip was an excellent opportunity for the Medical Society and medical students to extend their mission beyond Hong Kong and serve other parts of our world.



### Paul LEE

Awardee of the Gerald Choa Memorial Fund Community Services Scholarship

For a medical student, knowledge is not the sole thing you need to equip your medical career but also a well-prepared and passionate heart ready to serve the community. From year 1 onwards, I have actively initiated various community services, ranging from a cross-border health exhibition to a local volunteer tutoring platform for ethnic minorities co-organised with a myriad of academic, business and charity organisations. Throughout all the projects that I have completed so far, there is a motto that keeps me going despite all the hurdles – To serve, but not to be served. Only with the passion to serve our patients and the community can we transform our passion in medicine into perfection.





# To Enjoy

We believe university life is more than about study. It also involves meeting different people, building lifelong friendships, exploring your interests and discovering yourself. Through the activities organised by the Faculty and student societies, you can make the best of your time at CUHK as a medical student. The bonding happens not just among students but also with professors and alumni in a family-like relationship that has become the hallmark of CU Medicine.

## MedEgg Production

MedEgg Production is a non-profit organisation that promotes dramatic productions by medical students. The team is composed wholly of medical students, who take part in every aspect of a production, from the front of the stage to the backstage. By participating in MedEgg's programme, CUHK medical students are able to build self-confidence and develop teamwork skills as well as a sense of responsibility, all of which are critical to the development of a student's career. In 2015, MedEgg became the first non-college drama team to take part in the Inter-Collegiate Drama Competition at CUHK. Aside from participating in the competition, MedEgg stages three productions each year, including the Variety Show held by the Medical Society at the Medical Students' Festival, the Annual Production and Summer Production. Through drama, MedEgg also hopes to convey the views and aspirations of future doctors.



You can make lifelong friendships at CUHK Medicine, not only among students but also with professors and alumni.



## Medical Students' Festival

The Medical Students' Festival is a fundraising event for charity in October and November. Activities include a carnival, walkathon, variety show and a charity ball to raise funds for patients. The Festival also allows students to learn more about the charity and gain a deeper understanding of the charitable foundation. This further enables students to develop a sense of responsibility by serving the community while having fun and widening their social network.



## About the Medical Society

The Medical Society is a non-profit student association formed by a group of aspiring medical students in 1982. Each year, they organise a wide range of activities, including academic, recreational and social events. In 2015, they hosted a charity event, the Medical Students' Festival, to raise funds through a variety show and charity ball. Members also organised the Medical Society's annual flagship event, the Health Exhibition, in Hong Kong and Macau to raise public awareness of health issues. International service trips are another highlight, such as the service trip to Sri Lanka held this year. In addition to organising activities that help medical students learn, the Medical Society acts as a bridge connecting faculty members and students, and creating a close social network that lasts beyond their years at university.



# STUDENT SUPPORT



## Rejoice in all circumstances

To be a good doctor, you not only have to be knowledgeable but compassionate and mature. During your medical training, you may encounter obstacles but these are just part of the resilience that every doctor-to-be needs to acquire.

Academically, you are guaranteed to be exposed to medical knowledge of immeasurable depth and breadth. As well as developing good study habits and the ability to pace yourself, you need to learn how to rely on your peers for mutual support. As young adults, you are in a critical developmental stage where social, personal, family and psychological transitions may impose additional stress on you. You should never underestimate the negative effects these stressors may have

on your mental and physical state, interpersonal relationships, individual wellness and academic performance. Remember, before you can care for others, you first have to care for yourself!

Our Faculty Wellness Team, composed of psychiatric professors, alumni, seniors and in-house counsellors, is here to promote student wellness and personal growth via workshops, retreats, group therapy and individual counselling. Together with the University, Colleges and field experts, we welcome you on your journey to becoming the doctors of tomorrow.



## CU Medical Alumni Buddy Programme

A traditional mentorship programme is valuable for contributing advice, support and career guidance to students. However, conventional mentorship programmes may fall short when matching mentors and mentees, unless both parties are highly motivated.

In an attempt to improve the success rate and sustainability of mentorship programmes, a group of enthusiastic alumni working in both the public and private sectors have formed the CU Medical Alumni Buddy Programme. Senior alumni are the “big” buddies of the programme and, with the support of Dean CHAN, additional senior buddies are recruited from alumni among our Faculty staff.

Under the current medical students Orientation Camp grouping system, all students are assigned to 14 groups with alumni buddies.

The programme brings together students and alumni in a mutually rewarding relationship. Through participation in social and academic activities, alumni buddies become more closely connected with students from various classes, while students are linked with their peers from different forms.

The alumni network also offers channels for students to explore their potential, gain leadership skills, and participate in social service and humanitarian work. In this way, the programme bridges the gap between the classroom and professional world to prepare students better for their future careers. Senior alumni and peer buddies in the group serve as role models, provide support, offer job search advice and give career guidance to juniors.

At the same time, fellow alumni in the core group gain valuable insights from various senior and peer buddies, while having the opportunity to update their knowledge and improve their own coaching, leadership and communication skills.

Up to now, the alumni buddy group has organised an inaugural meeting and visited the 2022 class medical students' pre-O and Orientation camps. Monthly in-depth career forum and performance enhancement workshops are held for student development.

Ultimately, we wish to pass on our tradition of mentorship to our successors and continue our heritage for CU Medicine.





# FINANCIAL AID AND SCHOLARSHIPS

Students can apply for territory-wide university, college and faculty scholarships. The University and the Faculty of Medicine offer around 300 scholarships and awards to students who achieve academic excellence, demonstrate outstanding leadership, and participate in extracurricular and community services. In 2015/16, the percentage of medical students receiving scholarships by year of study was 35%. To help students in need meet part of the cost of their university education, the Government has made provisions for grants and loans through the Student Finance Office. The University and the Faculty of Medicine also administer their own bursaries, loans and campus work schemes for registered local and non-local students.





### Jimmy LAI

Awardee of the Dr. Tzu Leung Ho Outstanding Academic Awards Grand Medal

It is my great honour to be awarded the Dr. Tzu Leung Ho Outstanding Academic Awards Grand Medal this year. Five years of medical study were never easy, yet I was so lucky to have good professors, friends and family going through all these with me.

Moreover, throughout the years Dr. Ho has been supporting the Faculty, encouraging us to challenge ourselves and nurturing us to be competent and kind doctors serving those in need. I will uphold the name to be a grand medalist in my patients' minds.



### Shaz CHENG

Awardee of the My Life in Medicine Award

Not for a moment have I reconsidered my decision to study at CUHK. As a GPS student and recipient of both the My Life in Medicine award and a university-wide scholarship, I have been able to fulfil many of my extracurricular pursuits. In April 2016, I participated in the Clinton Global Initiative conference at the University of California, Berkeley, and this summer I attended the Medical Women's International Association congress in Vienna, studied Spanish at the University of Granada and experienced a culturally immersive exchange at Utrecht University studying cardiovascular research. I would like to thank the donors for funding me and the Faculty for supporting me in all my fruitful endeavours.



## MESSAGES FROM ALUMNI



### Dr. Che Chung LUK

Cluster Chief Executive, Hong Kong West Cluster, Hospital Authority  
MBChB 1986

“CUHK nurtures our fellow students and doctors to cure, and more importantly, care and love our patients. I am blessed to be part of this lifelong journey led by the Faculty.”



### Professor James Chor Sang CHIM

SH Ho Professor, Haematology & Medical Oncology, Department of Medicine, The University of Hong Kong  
MBChB 1986

“To become a good clinician, knowledge, clinical skill, empathy and effective communication matter. To strive for excellence, passion counts in addition to all of the above. Translational research is the key to seeing the future of medicine.”



### Professor Jimmy Bok Yan SO

Professor of Surgery, National University of Singapore;  
Head, Division of Surgical Oncology, National University Cancer Institute of Singapore (NCIS);  
Senior Consultant, Department of Surgery, National University Hospital  
MBChB 1991

“Being trained and working in Singapore and Hong Kong gives me a different perspective on the medical systems in both places. I am always proud to be a graduate of CU Medicine.”



### Professor Tak Yeung LEUNG

Chairman and Professor, Department of Obstetrics and Gynaecology;  
Director of Fetal Medicine Team, Faculty of Medicine, The Chinese University of Hong Kong  
MBChB 1992

“My 5-year study in Medicine at CUHK enlightened my life. It taught me not only skills but critical thinking, equipped me not only to serve but to share, and nurtured me not only to be a caring doctor but also an academic leader. It is my great pleasure to serve my alma mater and enlighten the next generation.”





**Dr. Fei Chau PANG**

Hospital Chief Executive, Grantham Hospital, Hong Kong West Cluster, Hospital Authority  
MBChB 1994


“The white coat any doctor wears is not merely a uniform, but a symbol of respect and trust by patients. I thank CUHK Medicine for providing me with the clinical skills and professionalism I need as a doctor to serve patients. Nevertheless, the education of the medical school is the doorway which takes us into our lifelong career. Once through that door, there is still a long way to go to learn how to win trust from the community.”



**Dr. Emily Chi Wan HUNG**

2015 Ten Outstanding Young Persons Awardee;  
Medical Director, Cambridge Paediatrics;  
Clinical Associate Professor (honorary), Paediatrics, The Chinese University of Hong Kong  
Cambridge University (First Class Hons) 1994-1997  
MBChB 2000

“Being a medical student is not easy, a doctor even more challenging, a dedicated teacher who imparts evidence based medicine on medics the highest calling of all. I was fortunate to be among you many years ago, to be nurtured by our distinguished faculty at CUHK. I wish that you cherish this opportunity to learn among the best. Seize the day and become an honourable professional who changes people's lives positively and do our community proud. All the best in the new academic year!”



**Dr. Bonnie Chun Kwan WONG**

President of CUHKMAA;  
Specialist in Infectious Disease;  
Clinical Assistant Professor (honorary) in the Department of Medicine and Therapeutics,  
The Chinese University of Hong Kong  
MBChB 2002

“Be ready to join this big warm family. CUHK Faculty of Medicine is a fantastic incubator for young doctors to make their dreams a reality, while the Alumni Association provides a platform where we can draw support from each other and from the school, with the vision to improve the lives of our patients and the healthcare of our community.”



**Dr. Namrata ARORA**

MBChB 2011

“Through the one-month Overseas Exchange Student Programme, medical students can choose to visit hospitals in foreign countries. I had my elective clinical attachment in India, where I had the opportunity to experience medical practices there as well as the culture.”



**Dr. Jennifer Wai Cheung LUI**

Top Ten Regeneration Warriors 2005  
MBChB 2012

“Studying medicine is tough and challenging, yet it became interesting and fulfilling with the support of all my classmates and teachers. With their help, I was able to overcome obstacles and solve problems I encountered. I studied with my classmates, prepared for examinations and celebrated festivals together. These friendships are the most invaluable thing I gained in these years.”



**Dr. Fiona Fong Ying WAN**

MBChB 2016

“I always take pride in being a CUHK medical graduate. I have a strong conviction that the knowledge and skills I've been taught will enable me to serve our community. Being a doctor is about helping as many people as you can and giving all the hope that you can give. Doctors are invaluable societal assets because we fight not only for better physical and psychological health for our patients, but also a better society for everyone. I will continue my endeavour to become a good doctor so others can benefit from both my life experience and education.”

**Choh-Ming Li Basic Medical Sciences Building  
The Chinese University of Hong Kong  
Shatin, New Territories, Hong Kong**

**Tel: (852) 3943 6891 / 3943 6806**

**Fax: (852) 2603 5821 / 2603 7997**

**Email: [faculty@med.cuhk.edu.hk](mailto:faculty@med.cuhk.edu.hk)**

**Website: [www.med.cuhk.edu.hk](http://www.med.cuhk.edu.hk)**

**Facebook: [www.facebook.com/CUHKMedicine](http://www.facebook.com/CUHKMedicine)**







香港中文大學  
The Chinese University of Hong Kong

