









## Cisco IP Phone 6901 User Quick Reference



For further enquiries, please

- call 3943 8877 or
- email [ipt@itsc.cuhk.edu.hk](mailto:ipt@itsc.cuhk.edu.hk)

Feature	Description	Instructions
Internal Call	Place an internal call	Dial 4-digit* extension number <i>* Starting 2 Jan 2012, dial 5-digit extension number with leading "3".</i>
External Call	Place a local external call	Dial "9" + phone number
Answer Call	Answer a call	Lift the handset
Redial	Call the most recently dialed phone number	Press Redial Button [  ]
Create a new call	Create a new call	Press Line Button [  ]
Call Hold	Place a call on hold during a call	Press [  ] > When a call is on hold, green light on the Line button flashes > Press the flashing green Line Button [  ] again to resume the call
Volume	Adjust volume level for handset	 When the handset is in use, press [  ].

Prepared by: User Support Division, Information Technology Services Centre

Last Update: August 2011

Copyright © 2011. All Rights Reserved.

Information Technology Services Centre, The Chinese University of Hong Kong