


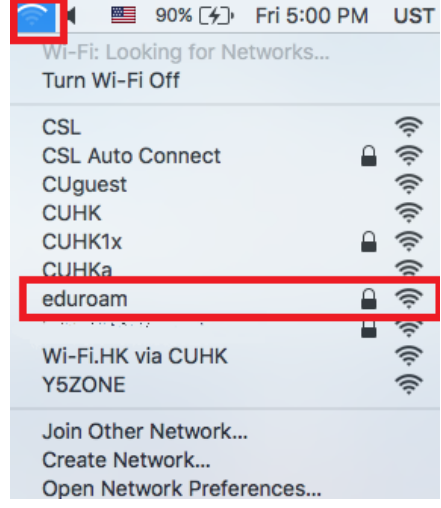
# Connect/ Use to eduroam / Universities via CSL / Universities via Y5ZONE through a 802 dot1x connection- Macintosh Users

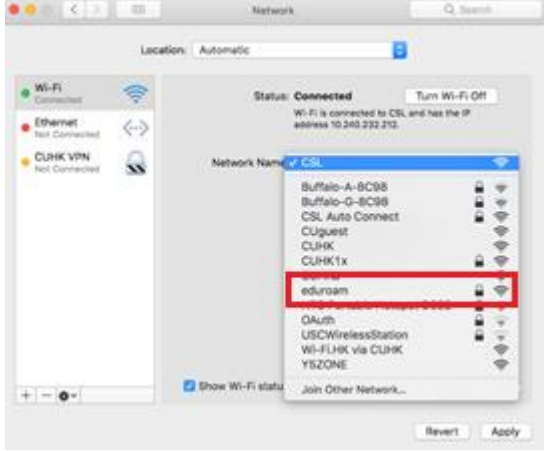
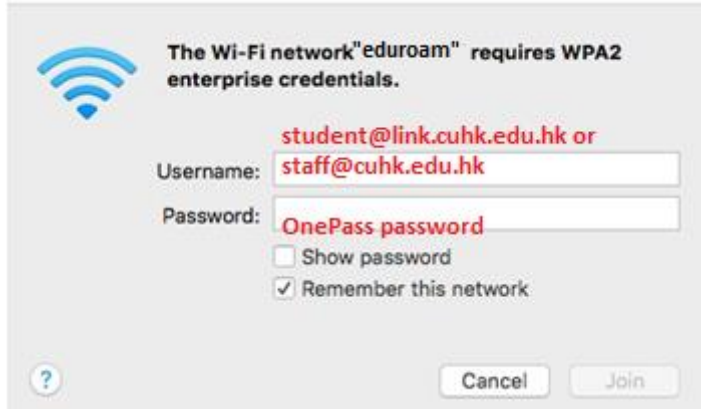
(This document describes how to connect to eduroam / Universities via CSL / Universities via Y5ZONE using a 802 dot1x secure connection using a Macintosh Mac OS X. Before using this service, you should first sign up for your [Wi-Fi Account.](#))

## Table of Contents


- A. Detect and Connect to eduroam / Universities via CSL / Universities via Y5ZONE ..... 1
- B. Re-connect from eduroam / Universities via CSL / Universities via Y5ZONE..... 3

### A. Detect and Connect to eduroam / Universities via CSL / Universities via Y5ZONE

<p>1. Turn on the Wi-Fi function of your computer</p> <p>- Click at the top <b>menu bar</b> . You will see a list of available wireless networks.</p> <p>OR</p> <p>- Open <b>System Preference</b> -&gt; <b>Network</b></p> <p>You should see the available wireless networks in the list.</p> <p>Click <b>Refresh network list</b> if you cannot find <b>eduroam</b> in the list.</p> <p><i>Click <b>eduroam / Universities via CSL / Universities via Y5ZONE</b></i></p>	 <p>OR</p>
---	---

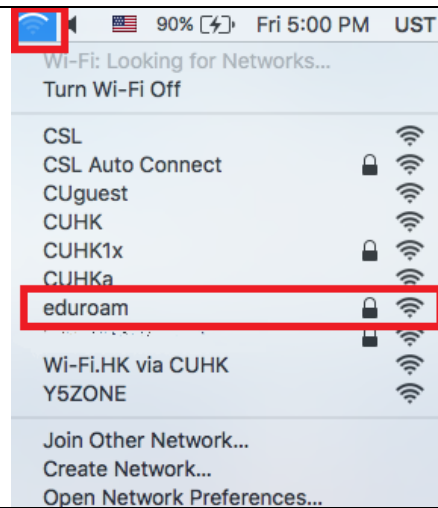
	
<p>2. Choose <b>eduroam</b> (or <b>Universities via CSL</b> or <b>Universities via Y5ZONE</b>) and then click <b>Connect</b>.</p>	
<p>3. In the <b>Network Authentication</b> window, enter the following.</p> <ul style="list-style-type: none"> <li>• <b>User name</b> For eduroam / Universities via CSL / Universities via Y5ZONE, it is <b>“your_Computing_ID@cuhk.edu.hk”</b> (e.g. s0123456@cuhk.edu.hk)</li> <li>• <b>Password</b> (the password you have created for this programme.)</li> </ul> <p>Click <b>OK</b>.</p>	

## B. Re-connect from eduroam / Universities via CSL / Universities via Y5ZONE

1. Click at the top **menu bar** . You will see a list of available wireless networks.

Choose **eduroam** and then access will be re-connected without login.

This will also apply to  
*Universities via CSL / Universities via Y5ZONE*



**Prepared by:** User Support Services, Information Technology Services Centre

**Last Update:** 09 May 2018

Copyright © 2018. All Rights Reserved. Information Technology Services Centre,

The Chinese University of Hong Kong