



Connect/ Use to CUHK1x Wi-Fi Service on Mac

(This user guide is applicable to OS X 10.7 or above)

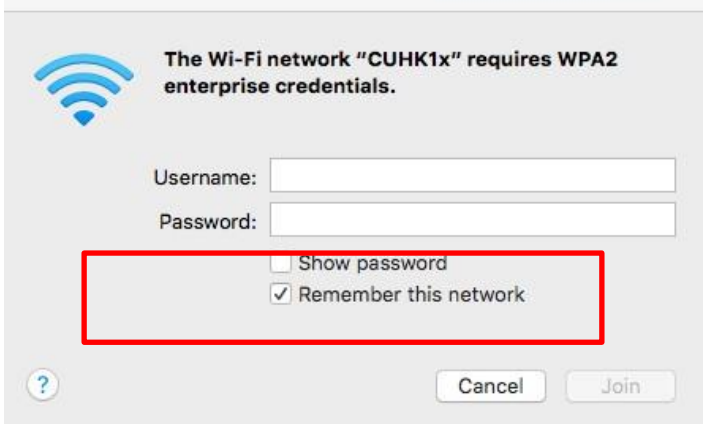
Table of Content

A. Detect Wi-Fi Signal of CUHK1x and connect to CUHK1x 1

A. Detect Wi-Fi Signal of CUHK1x and connect to CUHK1x

<p>1. Click at the top menu bar. You will see a list of available wireless networks.</p> <p>Select CUHK1x.</p>	 <p>The screenshot shows the Mac Wi-Fi menu. The 'CUHK1x' network is highlighted with a red box. The menu also shows other networks like CSL, CUHK, and CUHKa. The status bar at the top indicates 'Wi-Fi: Looking for Networks...' and 'Turn Wi-Fi Off'.</p>
<p>2. The login window will be promoted. Enter your CUHK email address* for username and your OnePass (CWEM) password.</p> <p>*Students: Student-ID@link.cuhk.edu.hk for students E.g. <u>1155xxxxx@link.cuhk.edu.hk</u></p> <p>Staff: Staff-alias@cuhk.edu.hk for staff E.g. <u>chantaiman@cuhk.edu.hk</u></p>	 <p>The screenshot shows the login window for the CUHK1x network. It prompts for a username and password. The username field contains 'student@link.cuhk.edu.hk or staff@cuhk.edu.hk'. The password field contains 'OnePass password'. There are checkboxes for 'Show password' and 'Remember this network'. The 'Join' button is highlighted.</p>

3. Check **Remember this network** so you can automatically connect to CUHK1x next time when a signal is detected.



The screenshot shows a Wi-Fi network connection dialog box. At the top left is a blue Wi-Fi signal icon. To its right, the text reads: "The Wi-Fi network 'CUHK1x' requires WPA2 enterprise credentials." Below this, there are two input fields: "Username:" and "Password:". Under the "Password:" field, there are two checkboxes: "Show password" (unchecked) and "Remember this network" (checked). A red rectangular box highlights the "Remember this network" checkbox. At the bottom left is a help icon (a question mark in a circle). At the bottom right are two buttons: "Cancel" and "Join".

Prepared by: User Support Services, Information Technology Services Centre

Last Update: 09 May 2018

Copyright © 2018. All Rights Reserved. Information Technology Services Centre,

The Chinese University of Hong Kong