

CMSC5733 Social Computing

Exercise 2

Deadline: 23:59:59, October 21(Monday), 2013

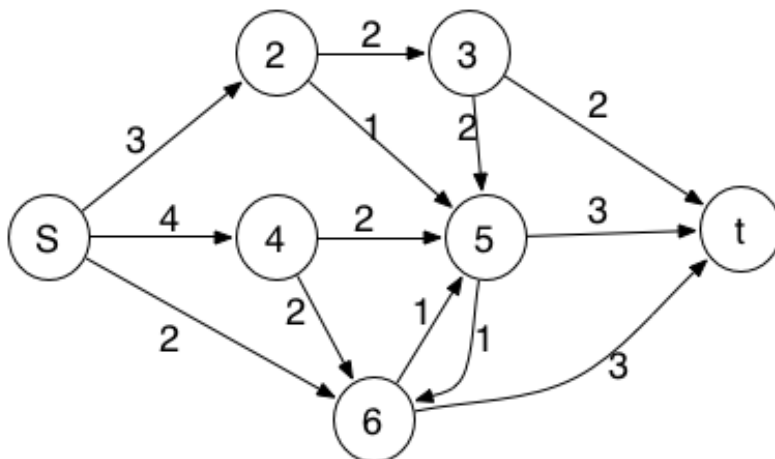
Late submission will lead to marks deduction. Days of 1, 2, 3, and 4 or above will cause 10%, 30%, 60% and 100% marks deduction respectively.

Submission Guidelines: Please send the PDF file to email address cmsc5733@gmail.com with your name and student ID.

1. Ford-Fulkerson Algorithm.

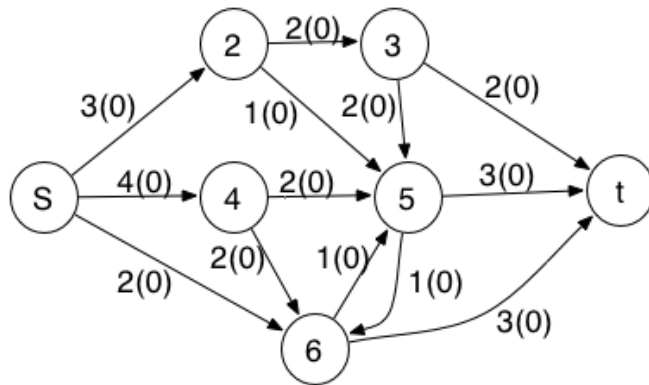
Consider the network flow problem with the following edge capacities, $c(u, v)$ for edge (u, v) : $c(s, 2) = 3$, $c(s, 4) = 4$, $c(s, 6) = 2$, $c(2, 3) = 2$, $c(2, 5) = 1$, $c(4, 6) = 2$, $c(4, 5) = 2$, $c(6, 5) = 1$, $c(6, t) = 3$, $c(5, 6) = 1$, $c(5, t) = 3$, $c(3, 5) = 2$, $c(3, t) = 2$.

(1) Draw the network.

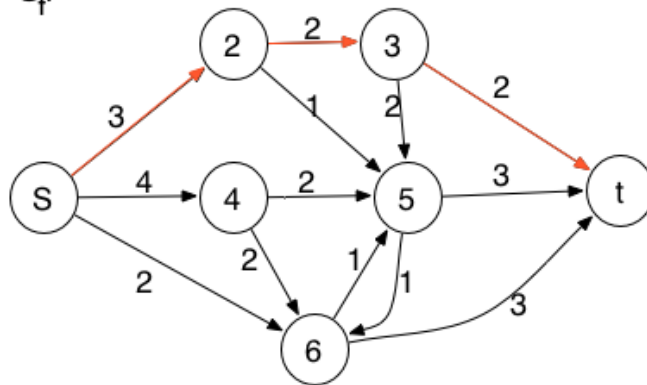


(2) Run the Ford-Fulkerson algorithm to find the maximum flow. Show each residual graph.

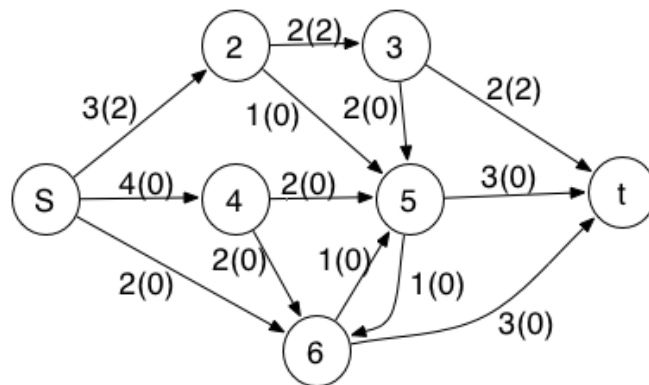
G:



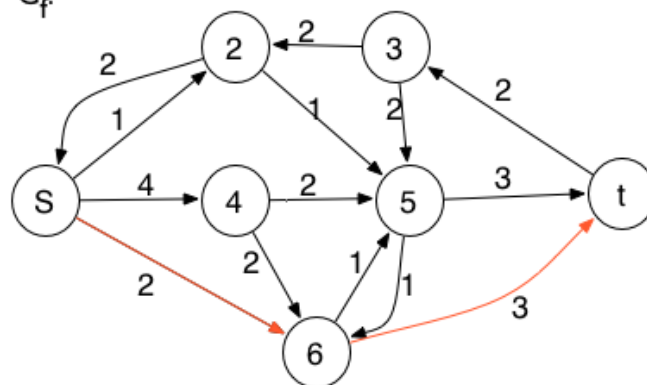
G_f :



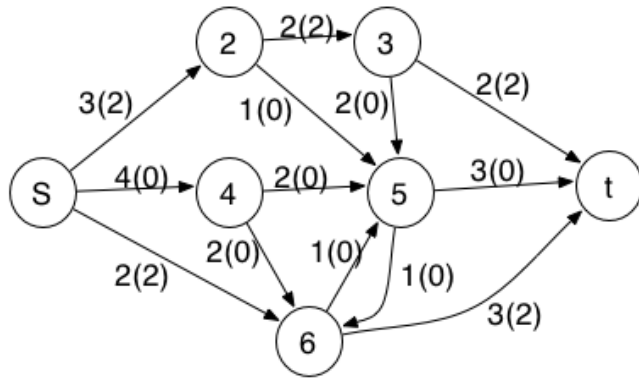
G:



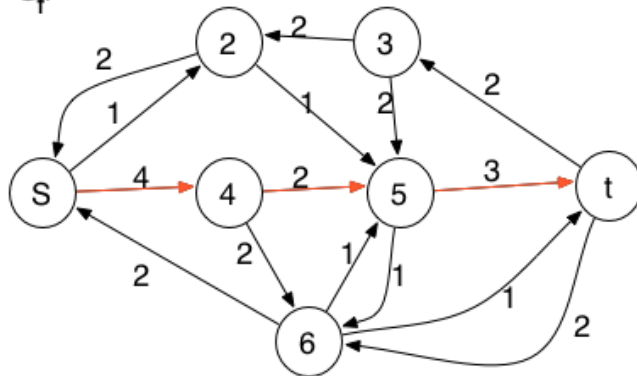
G_f :



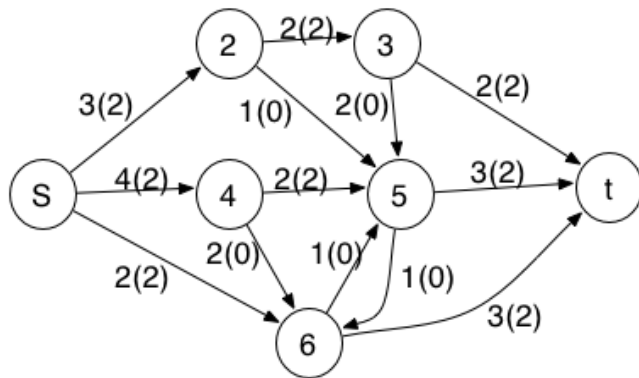
G:



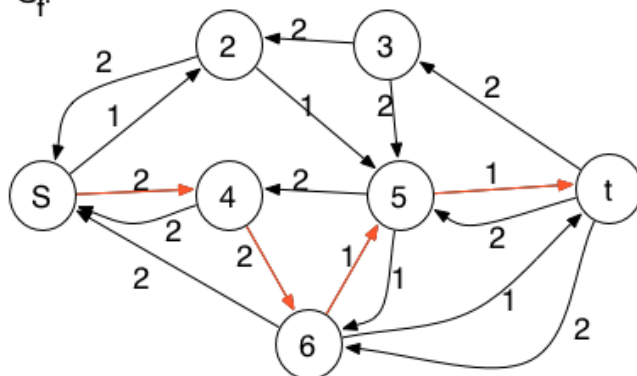
G_f :



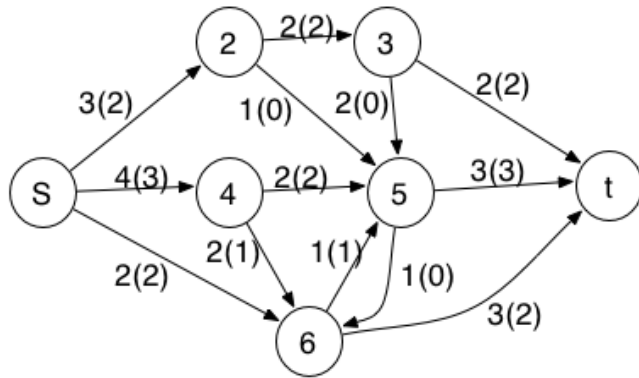
G:



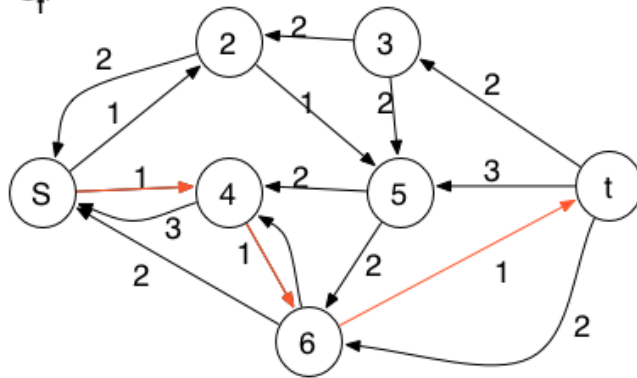
G_f :



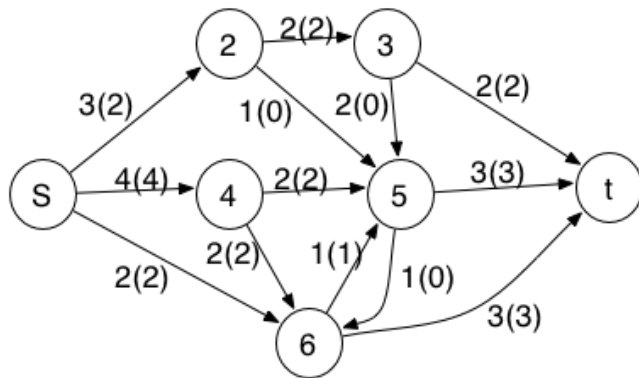
G:



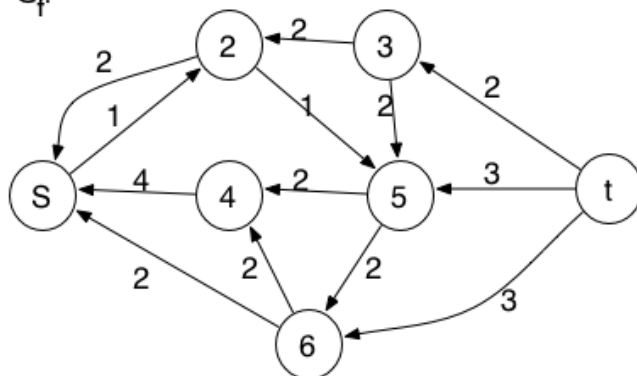
G_f :



G:



G_f :



(3) Show the minimum cut.

The minimum cut is shown in below image. Therefore, the minimum cut has capacity 8 and the maximum flow has flow 8.

Minimum Cut:

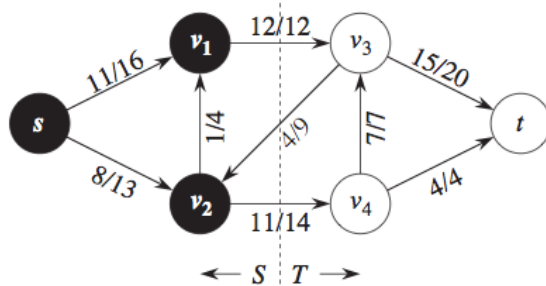
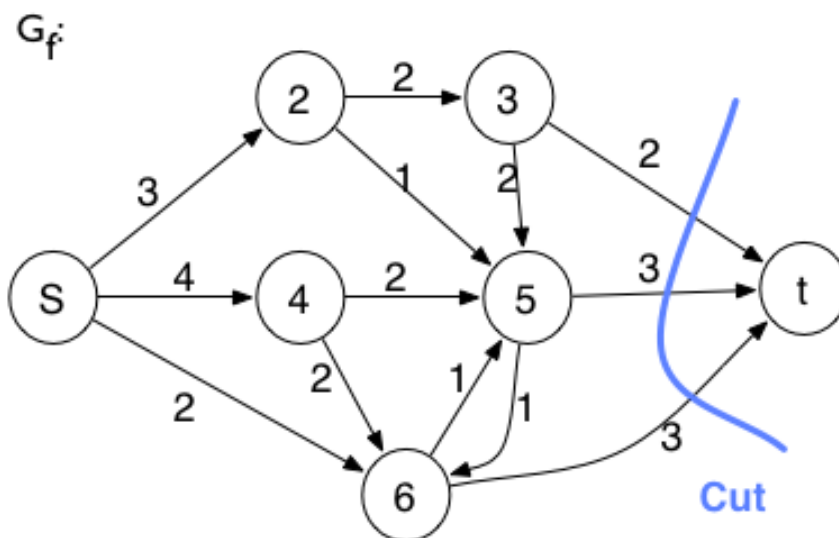


Figure 26.5 A cut (S, T) in the flow network of Figure 26.1(b), where $S = \{s, v_1, v_2\}$ and $T = \{v_3, v_4, t\}$. The vertices in S are black, and the vertices in T are white. The net flow across (S, T) is $f(S, T) = 19$, and the capacity is $c(S, T) = 26$.

The *capacity* of the cut (S, T) is

$$c(S, T) = \sum_{u \in S} \sum_{v \in T} c(u, v). \quad (26.10)$$

A minimum cut of a network is a cut whose capacity is minimum over all cuts of the network.

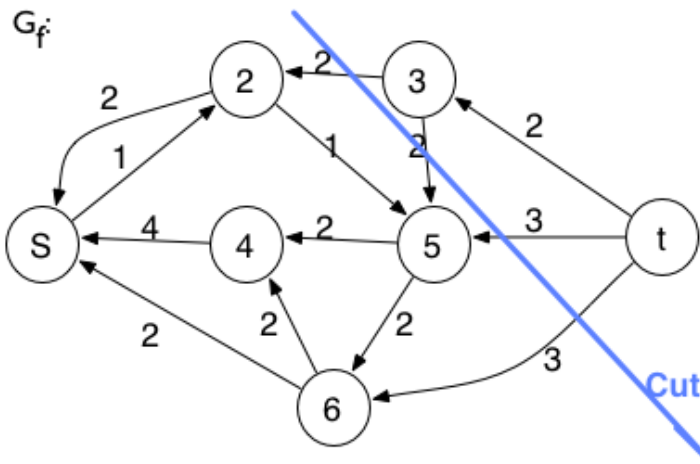
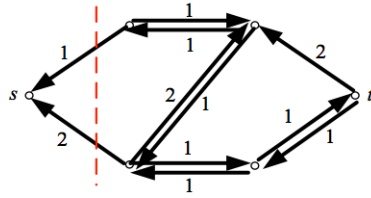


Another way to find minimum cut:

- After the max-flow is found, the minimum cut is determined by

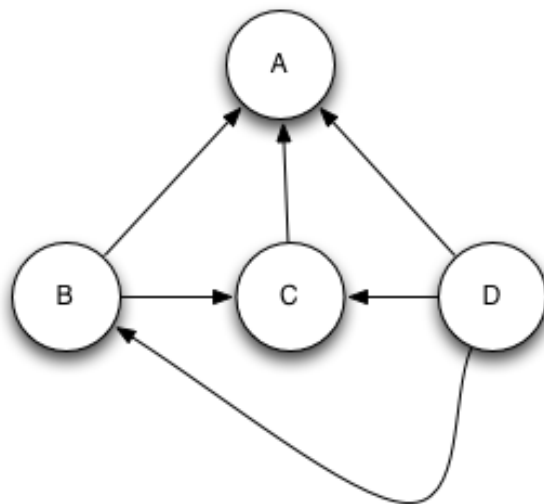
$$S = \{\text{All vertices reachable from } s\}$$

$$T = G \setminus S$$

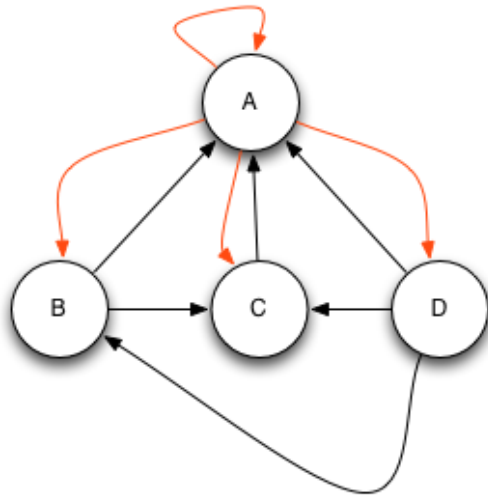


2. PageRank and HITS.

The link structure of four web pages is shown in the following figure.



- (1) Suppose $d = 0.85$, please calculate PageRank score of each state in the first and second iterations. The initiate score of each state is 0.25.



$$PR_1(A) = \frac{1-d}{N} + d * \left(\frac{PR_0(B)}{L(B)} + \frac{PR_0(C)}{L(C)} + \frac{PR_0(D)}{L(D)} + \frac{PR_0(A)}{L(A)} \right) = \frac{0.15}{4} + 0.85 * \left(\frac{0.25}{2} + \frac{0.25}{1} + \frac{0.25}{3} + \frac{0.25}{4} \right) = 0.480$$

$$PR_1(B) = \frac{1-d}{N} + d * \left(\frac{PR_0(D)}{L(D)} + \frac{PR_0(A)}{L(A)} \right) = \frac{0.15}{4} + 0.85 * \left(\frac{0.25}{3} + \frac{0.25}{4} \right) = 0.161$$

$$PR_1(C) = \frac{1-d}{N} + d * \left(\frac{PR_0(B)}{L(B)} + \frac{PR_0(D)}{L(D)} + \frac{PR_0(A)}{L(A)} \right) = \frac{0.15}{4} + 0.85 * \left(\frac{0.25}{2} + \frac{0.25}{3} + \frac{0.25}{4} \right) = 0.268$$

$$PR_1(D) = \frac{1-d}{N} + d * \left(\frac{PR_0(A)}{L(A)} \right) = \frac{0.15}{4} + 0.85 * \left(\frac{0.25}{4} \right) = 0.091$$

$$PR_2(A) = \frac{1-d}{N} + d * \left(\frac{PR_1(B)}{L(B)} + \frac{PR_1(C)}{L(C)} + \frac{PR_1(D)}{L(D)} + \frac{PR_1(A)}{L(A)} \right) = \frac{0.15}{4} + 0.85 * \left(\frac{0.161}{2} + \frac{0.268}{1} + \frac{0.091}{3} + \frac{0.480}{4} \right) = 0.462$$

$$PR_2(B) = \frac{1-d}{N} + d * \left(\frac{PR_1(D)}{L(D)} + \frac{PR_1(A)}{L(A)} \right) = \frac{0.15}{4} + 0.85 * \left(\frac{0.091}{3} + \frac{0.480}{4} \right) = 0.165$$

$$PR_2(C) = \frac{1-d}{N} + d * \left(\frac{PR_1(B)}{L(B)} + \frac{PR_1(D)}{L(D)} + \frac{PR_1(A)}{L(A)} \right) = \frac{0.15}{4} + 0.85 * \left(\frac{0.161}{2} + \frac{0.091}{3} + \frac{0.480}{4} \right) = 0.234$$

$$PR_2(D) = \frac{1-d}{N} + d * \left(\frac{PR_1(A)}{L(A)} \right) = \frac{0.15}{4} + 0.85 * \left(\frac{0.480}{4} \right) = 0.140$$

- (2) The initialization of hub score and authority score for each node are both 0.2. Please calculate the hub and authority scores of each state in the first and second iterations.

```

1 G := set of pages
2 for each page p in G do
3   p.auth = 1 // p.auth is the authority score of the page p
4   p.hub = 1 // p.hub is the hub score of the page p
5 function HubsAndAuthorities(G)
6   for step from 1 to k do // run the algorithm for k steps
7     norm = 0
8     for each page p in G do // update all authority values first
9       p.auth = 0
10      for each page q in p.incomingNeighbors do // p.incomingNeighbors is the set of pages that link to p
11        p.auth += q.hub
12      norm += square(p.auth) // calculate the sum of the squared auth values to normalise
13      norm = sqrt(norm)
14      for each page p in G do // update the auth scores
15        p.auth = p.auth / norm // normalise the auth values
16      norm = 0
17      for each page p in G do // then update all hub values
18        p.hub = 0
19        for each page r in p.outgoingNeighbors do // p.outgoingNeighbors is the set of pages that p links to
20          p.hub += r.auth
21        norm += square(p.hub) // calculate the sum of the squared hub values to normalise
22        norm = sqrt(norm)
23        for each page p in G do // then update all hub values
24          p.hub = p.hub / norm // normalise the hub values

```

Let x represent authority score and y represent hub score.

$$x_1(A) = y_0(B) + y_0(C) + y_0(D) = 0.2 + 0.2 + 0.2 = 0.6$$

$$x_1(B) = y_0(D) = 0.2$$

$$x_1(C) = y_0(B) + y_0(D) = 0.2 + 0.2 = 0.4$$

$$x_1(D) = 0$$

$$y_1(A) = 0$$

$$y_1(B) = x_1(A) + x_1(C) = 0.6 + 0.4 = 1$$

$$y_1(C) = x_1(A) = 0.6$$

$$y_1(D) = x_1(A) + x_1(B) + x_1(C) = 0.6 + 0.2 + 0.4 = 1.2$$

$$x_2(A) = y_1(B) + y_1(C) + y_1(D) = 1 + 0.6 + 1.2 = 2.8$$

$$x_2(B) = y_1(D) = 1.2$$

$$x_2(C) = y_1(B) + y_1(D) = 1 + 1.2 = 2.2$$

$$x_2(D) = 0$$

$$y_2(A) = 0$$

$$y_2(B) = x_2(A) + x_2(C) = 2.8 + 2.2 = 5$$

$$y_2(C) = x_2(A) = 2.8$$

$$y_2(D) = x_2(A) + x_2(B) + x_2(C) = 2.8 + 1.2 + 2.8 = 6.8$$

3. Memory-based Collaborative Filtering.

	i_1	i_2	i_3	i_4	i_5	i_6
u_1	0	1	5	3	1	0
u_2	3	5	4	3	0	2
u_3	3	0	0	4	2	2
u_4	3	0	4	5	5	3
u_5	1	3	5	0	2	2

The above table shows the ratings of 5 users on 6 items (The value 0 means the user has not rated the item). Please utilize Pearson Correlation Coefficient (PCC) similarity and Memory-based CF algorithms introduced in the lecture notes to

- (1) find top 2 most similar users of u_3 and estimate u_3 's rating on i_2 using PCC similarity and user-based CF.

$$\text{Given } X \text{ and } Y, PCC(X, Y) = \frac{\sum_{i=1}^n (X_i - \bar{X})(Y_i - \bar{Y})}{\sqrt{\sum_{i=1}^n (X_i - \bar{X})^2} \sqrt{\sum_{i=1}^n (Y_i - \bar{Y})^2}}. \text{ Thus,}$$

	i_1	i_2	i_3	i_4	i_5	i_6	Average
u_1	0	1	5	3	1	0	$\frac{3+1}{2} = 2$
u_2	3	5	4	3	0	2	
u_3	3	0	0	4	2	2	$\frac{4+2}{2} = 3$
u_4	3	0	4	5	5	3	
u_5	1	3	5	0	2	2	

$$PCC(u_3, u_1) = \frac{(3-\frac{4}{2}) * (4-\frac{6}{2}) + (1-\frac{4}{2}) * (2-\frac{6}{2})}{\sqrt{(3-\frac{4}{2})^2 * (1-\frac{4}{2})^2} * \sqrt{(4-\frac{6}{2})^2 * (2-\frac{6}{2})^2}} = 1.0$$

$$PCC(u_3, u_2) = 0.866$$

$$PCC(u_3, u_3) = 1.0$$

$$PCC(u_3, u_4) = 0.302$$

$$PCC(u_3, u_5) = -1.0$$

, from which we know u_1 and u_2 are the top 2 most similar users of u_3 .

	i_1	i_2	i_3	i_4	i_5	i_6	Average
u_1	0	1	5	3	1	0	$\frac{1+5+3+1}{4} = 2.5$
u_2	3	5	4	3	0	2	$\frac{3+5+4+3+2}{5} = 3.4$
u_3	3	0	0	4	2	2	$\frac{3+4+2+2}{4} = 2.75$
u_4	3	0	4	5	5	3	
u_5	1	3	5	0	2	2	

$$r_{u,i} = \bar{r}_u + k \sum_{u' \in U} \text{simil}(u, u') (r_{u',i} - \bar{r}_{u'})$$

$$r_{32} = \bar{r}_3 + \frac{PCC(u_3, u_2) * (r_{22} - \bar{r}_2) + PCC(u_3, u_1) * (r_{12} - \bar{r}_1)}{PCC(u_3, u_2) + PCC(u_3, u_1)} = 2.75 + \frac{0.866 * (5 - 3.4) + 1 * (1 - 2.5)}{0.866 + 1} = 2.689$$

- (2) find top 2 most similar users of u_3 and estimate u_3 's rating on i_2 using cosine similarity and user-based CF.

$$\text{simil}(x, y) = \cos(\vec{x}, \vec{y}) = \frac{\vec{x} \cdot \vec{y}}{\|\vec{x}\|_2 \times \|\vec{y}\|_2} = \frac{\sum_{i \in I_{xy}} r_{x,i} r_{y,i}}{\sqrt{\sum_{i \in I_{xy}} r_{x,i}^2} \sqrt{\sum_{i \in I_{xy}} r_{y,i}^2}}$$

	i_1	i_2	i_3	i_4	i_5	i_6
u_1	0	1	5	3	1	0
u_2	3	5	4	3	0	2
u_3	3	0	0	4	2	2
u_4	3	0	4	5	5	3
u_5	1	3	5	0	2	2

$$\text{Cosine}(u_3, u_1) = \frac{3*4+1*2}{\sqrt{3^2+1^2}*\sqrt{4^2+2^2}} = 0.990$$

$$\text{Cosine}(u_3, u_2) = 0.990$$

$$\text{Cosine}(u_3, u_3) = 1.0$$

$$\text{Cosine}(u_3, u_4) = 0.950$$

$$\text{Cosine}(u_3, u_5) = 0.889$$

, from which we know u_1 and u_2 are the top 2 most similar users of u_3 .

$$r_{32} = \bar{r}_3 + \frac{PCC(u_3, u_2)*(r_{22} - \bar{r}_2) + PCC(u_3, u_1)*(r_{12} - \bar{r}_1)}{PCC(u_3, u_2) + PCC(u_3, u_1)} = 2.75 + \frac{0.990*(5-3.4) + 0.990*(1-2.5)}{0.990 + 0.990} = 2.8$$

- (3) find top 2 most similar items of i_5 and estimate u_2 's rating on i_5 using PCC similarity and item-based CF.

$$\text{Given } X \text{ and } Y, PCC(X, Y) = \frac{\sum_{i=1}^n (X_i - \bar{X})(Y_i - \bar{Y})}{\sqrt{\sum_{i=1}^n (X_i - \bar{X})^2} \sqrt{\sum_{i=1}^n (Y_i - \bar{Y})^2}}. \text{ Thus,}$$

	i_1	i_2	i_3	i_4	i_5	i_6
u_1	0	1	5	3	1	0
u_2	3	5	4	3	0	2
u_3	3	0	0	4	2	2
u_4	3	0	4	5	5	3
u_5	1	3	5	0	2	2

$$PCC(i_5, i_1) = \frac{\left(1 - \frac{1+3}{2}\right) * \left(1 - \frac{1+2}{2}\right) + \left(3 - \frac{1+3}{2}\right) * \left(2 - \frac{1+2}{2}\right)}{\sqrt{\left(1 - \frac{4}{2}\right)^2 * \left(3 - \frac{4}{2}\right)^2} * \sqrt{\left(1 - \frac{3}{2}\right)^2 * \left(2 - \frac{3}{2}\right)^2}} = 0.5$$

$$PCC(i_5, i_2) = 1.0$$

$$PCC(i_5, i_3) = -0.971$$

$$PCC(i_5, i_4) = 0.961$$

$$PCC(i_5, i_5) = 1.0$$

$$PCC(i_5, i_6) = 1.0$$

, from which we know i_6 and i_2 are the top 2 most similar items of i_5 .

	i_1	i_2	i_3	i_4	i_5	i_6
u_1	0	1	5	3	1	0
u_2	3	5	4	3	0	2
u_3	3	0	0	4	2	2
u_4	3	0	4	5	5	3
u_5	1	3	5	0	2	2

$$r_{ai} = \frac{\sum_j s_{ij} r_{aj}}{\sum_j s_{ij}}$$

$$r_{25} = \frac{PCC(i_5, i_6) * r_{26} + PCC(i_5, i_2) * r_{22}}{PCC(i_5, i_6) + PCC(i_5, i_2)} = \frac{1 * 2 + 1 * 5}{1 + 1} = 3.5$$

- (4) find top 2 most similar items of i_5 and estimate u_2 's rating on i_5 using cosine similarity and item-based CF.

$$\text{Cosine}(i_5, i_1) = 0.919$$

$$\text{Cosine}(i_5, i_2) = 0.990$$

$$\text{Cosine}(i_5, i_3) = 0.787$$

$$\text{Cosine}(i_5, i_4) = 0.930$$

$$\text{Cosine}(i_5, i_5) = 1.0$$

$$\text{Cosine}(i_5, i_6) = 0.971$$

, from which we know i_6 and i_2 are the top 2 most similar items of i_5 .

	i_1	i_2	i_3	i_4	i_5	i_6
u_1	0	1	5	3	1	0
u_2	3	5	4	3	0	2
u_3	3	0	0	4	2	2
u_4	3	0	4	5	5	3
u_5	1	3	5	0	2	2

$$r_{25} = \frac{PCC(i_5, i_6) * r_{26} + PCC(i_5, i_2) * r_{22}}{PCC(i_5, i_6) + PCC(i_5, i_2)} = \frac{0.971 * 2 + 0.990 * 5}{0.971 + 0.990} = 3.515$$

Betweenness and Closeness solution in HW#1:

(Please note we don't use this definition in mid-term. We will use another definition talked in tutorial)

(1) Find the closeness of vertex D and F in the graph.

For D: ABDF ACDF ABDFG ACDFG BDC BDE BDF BDFG CDF CDFG

So the closeness of vertex D is 10.

For F: ACEFG ABDFG ACDFG BDFG CEFG CDFG DFG EFG

So the closeness of vertex F is 8.

(2) Find the betweenness of vertex D and F in the graph.

The betweenness of vertex D is 63.

The betweenness of vertex F is 41.

For vertex D:

From A	ACDB ACEDB ACEFDB ABDC ABDEC ABDFEC ACDE ACDFE ABDCE ABDE ABDFE ABDF ABDCEF ABDEF ACDF ACDEF ACEDF ABDFG ABDCEFG ABDEFG ACDEFG ACDFG ACEDFG
From B	BDC BDEC BDFEC BACDE BACDFE BDCE BDE BDFE BACDF BACEDF BACDEF BDF BDCEF BDEF BACDFG BACDEFG BACEDFG BDCCEFG BDEFG BDFG
From C	CABDE CABDFE CDE CDFE CABDF CABDEF CDF CDEF CEDF CABDFG CABDEFG CDEFG CDFG CEDFG
From D	ECABDF ECDF EDF ECABDFG ECDFG EDFG

For vertex F:

From A	ACEFDB ABDFEC ACEFD ACDFE ABDFE ACEFG ABDFG ABDCEFG ABDEFG ACDEFG ACDFG ACEDFG
From B	BDFEC BACEFD BACDFE BDFE BDFG BDCEFG BDEFG BACDFG BACDEFG BACEDFG BACEDG
From C	CEFD CABDFE CDFE CABDFG CABDEFG CDEFG CDFG CEDFG CEFG
From D	DFE DFG DBACEFG DCEFG DEFG
From E	EFG EDFG ECDFG ECABDFG

