

Binary and AVL Trees in C

CHAN Hou Pong, Ken

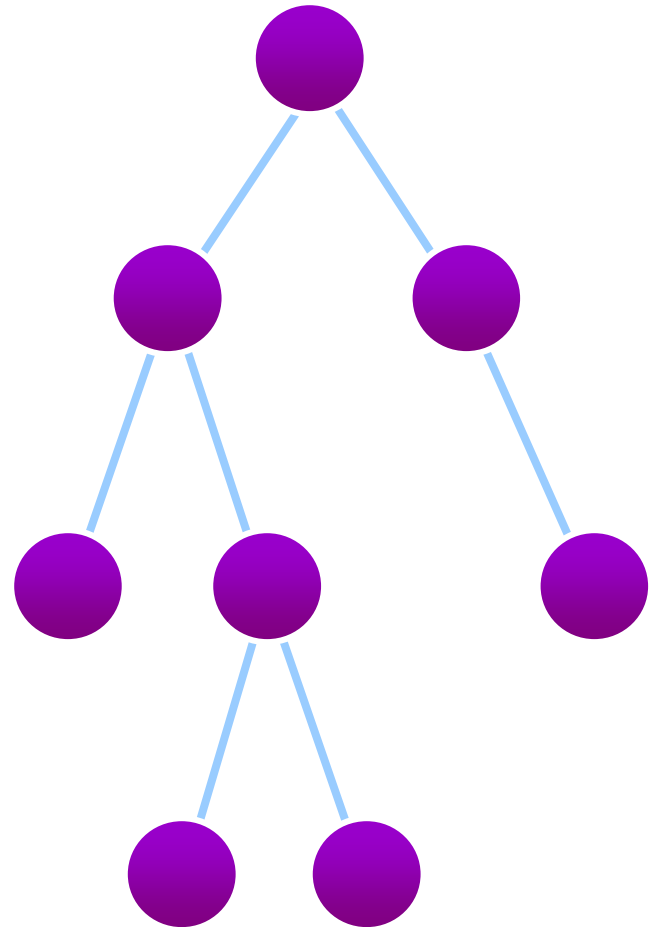
hpchan@cse.cuhk.edu.hk

CSCI2100A Data Structures Tutorial 6

Overview

- Binary tree
 - Degree of tree is 2

```
struct node_s {  
    Datatype element;  
    struct node_s *leftChild;  
    struct node_s *rightChild;  
};  
typedef struct node_s node;
```



Trees – traversal (Recursion Method)

- Preorder

```
void preorder(node *t) {  
    if (t != NULL) {  
        printf(“%d ”, t->element);    /* V */  
        preorder(t->leftChild);      /* L */  
        preorder(t->rightChild);     /* R */  
    }  
}
```

Trees – traversal (**Recursion Method**)

- Inorder

```
void inorder(node *t) {  
    if (t != NULL) {  
        inorder(t->leftChild);    /* L */  
        printf("%d ", t->element); /* V */  
        inorder(t->rightChild);   /* R */  
    }  
}
```

Trees – traversal (Recursion Method)

- Postorder

```
void postorder(node *t) {  
    if (t != NULL) {  
        postorder(t->leftChild);    /* L */  
        postorder(t->rightChild);   /* R */  
        printf("%d ", t->element);  /* V */  
    }  
}
```

Trees - traversal

- Preorder

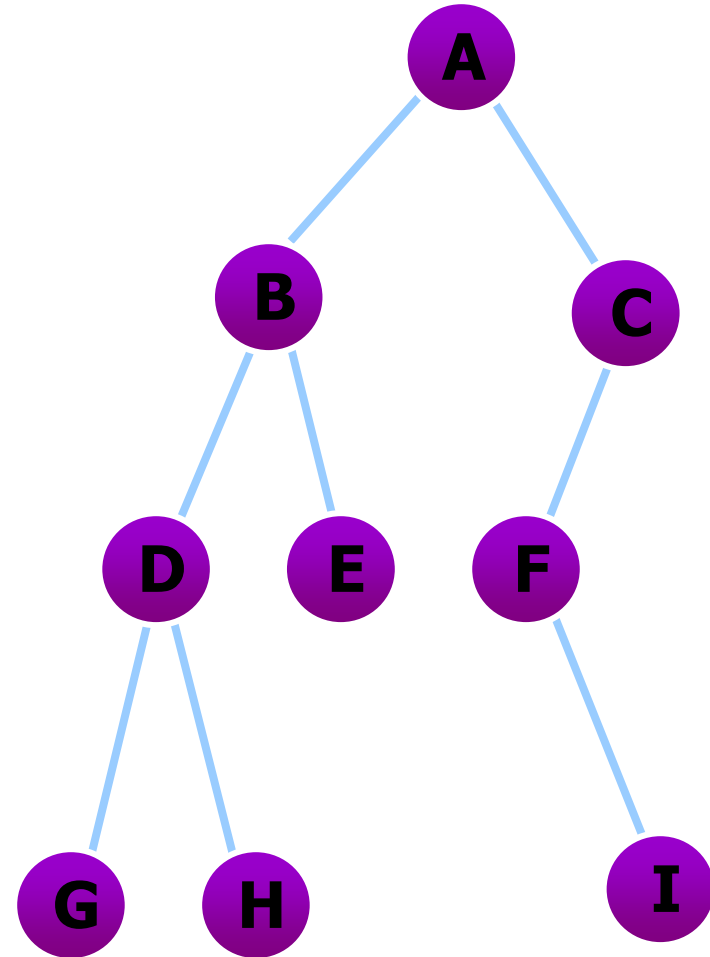
A B D G H E C F I

- Inorder

G D H B E A F I C

- Postorder

G H D E B I F C A



AVL tree

For each node, the difference of height between left and right are no more than 1.

```
struct AVLnode_s {  
    Datatype element;  
    struct AVLnode *left;  
    struct AVLnode *right;  
};  
typedef struct AVLnode_s AVLnode;
```

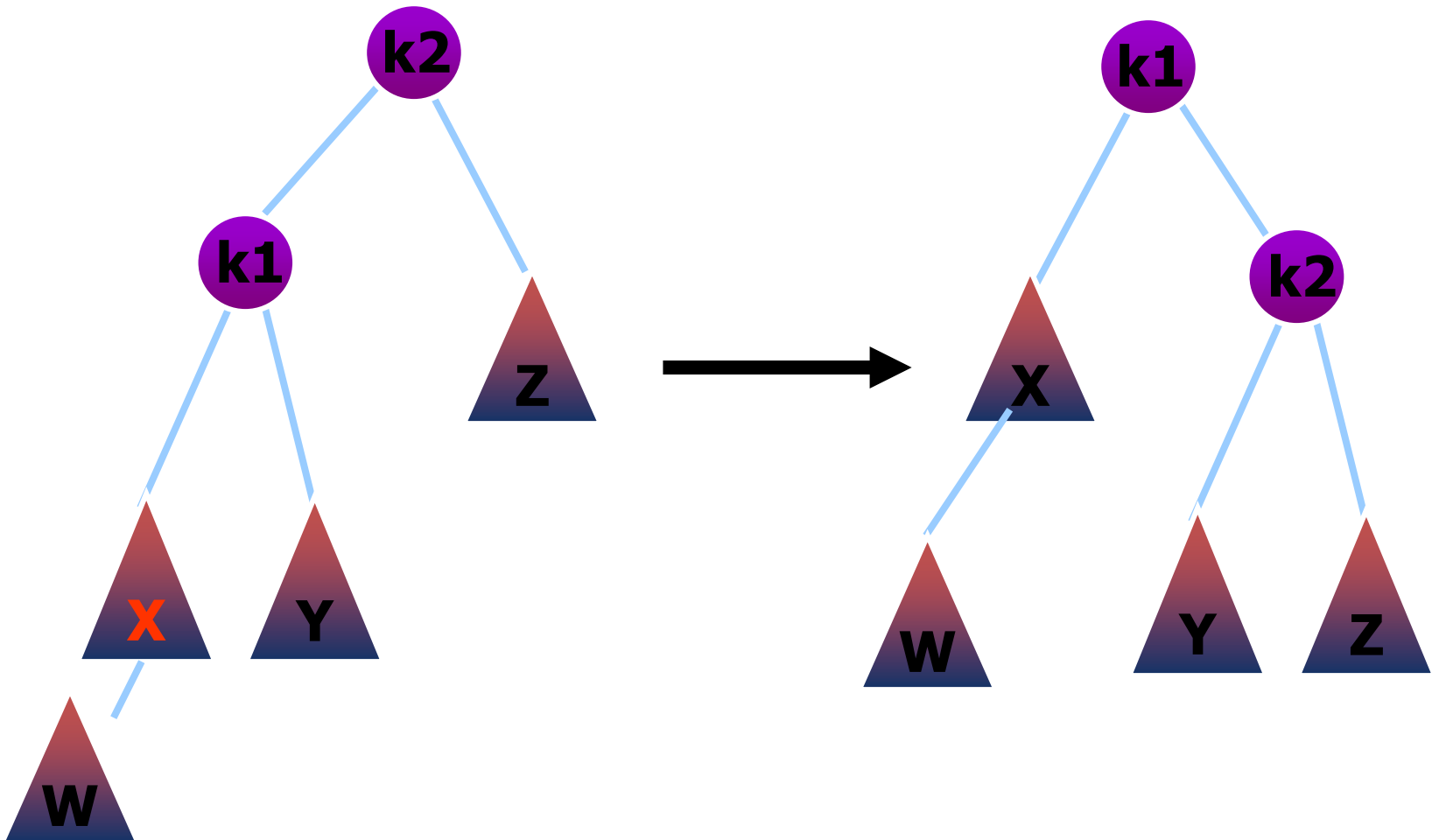
Four Models

- There are four models about the operation of AVL Tree:

LL RR LR RL

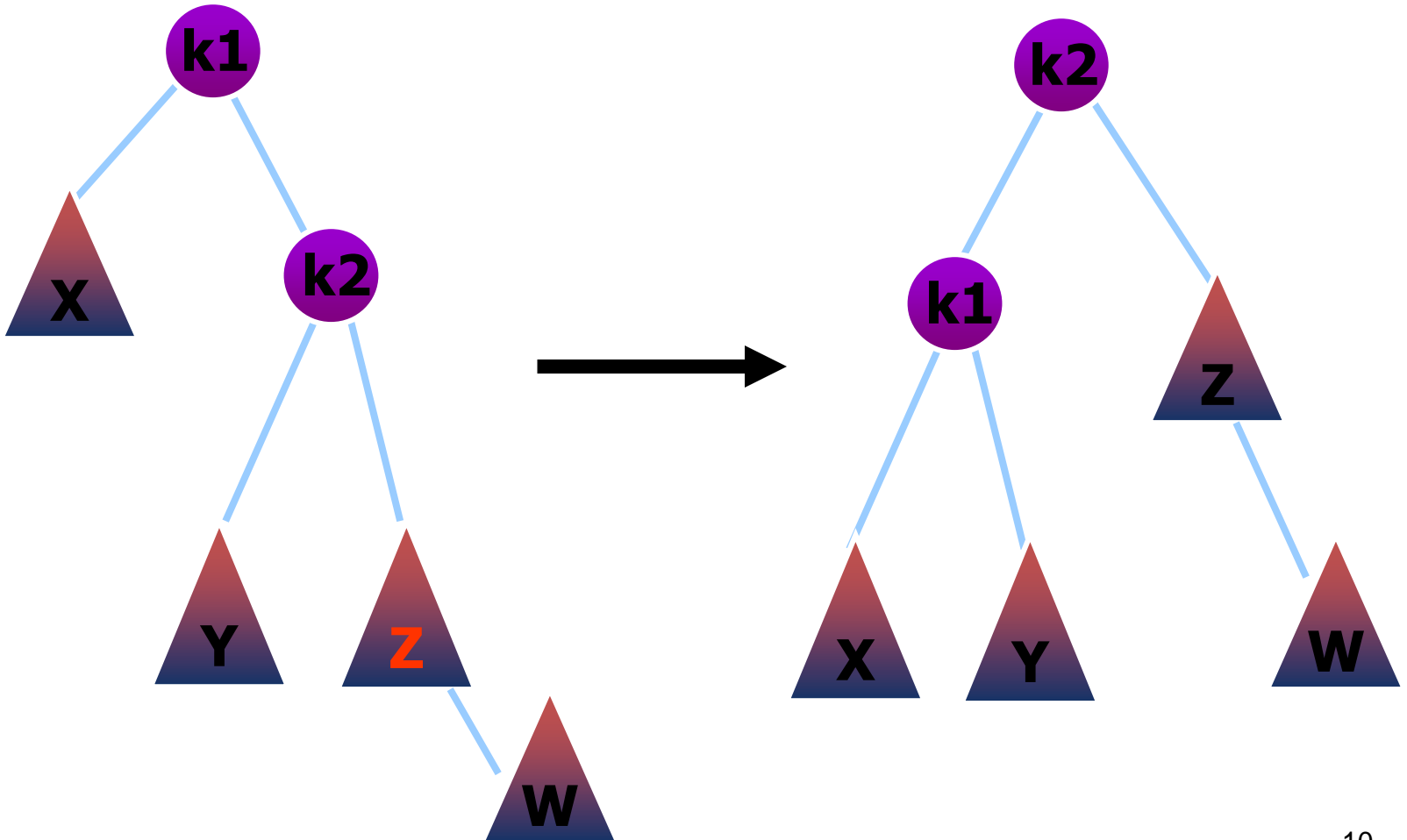
AVL tree

- Single rotation: left-left (LL)



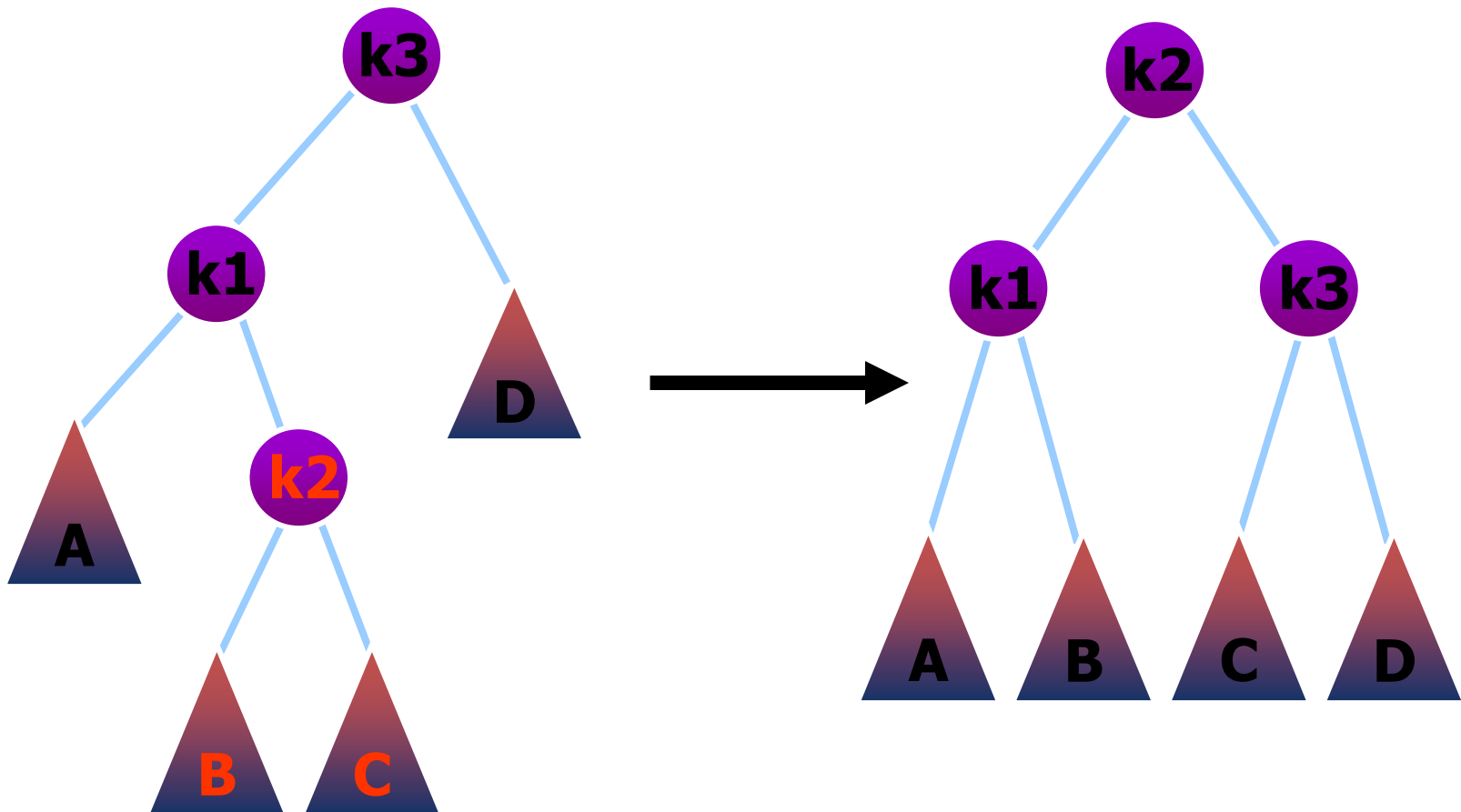
AVL tree

- Single rotation: right-right (RR)



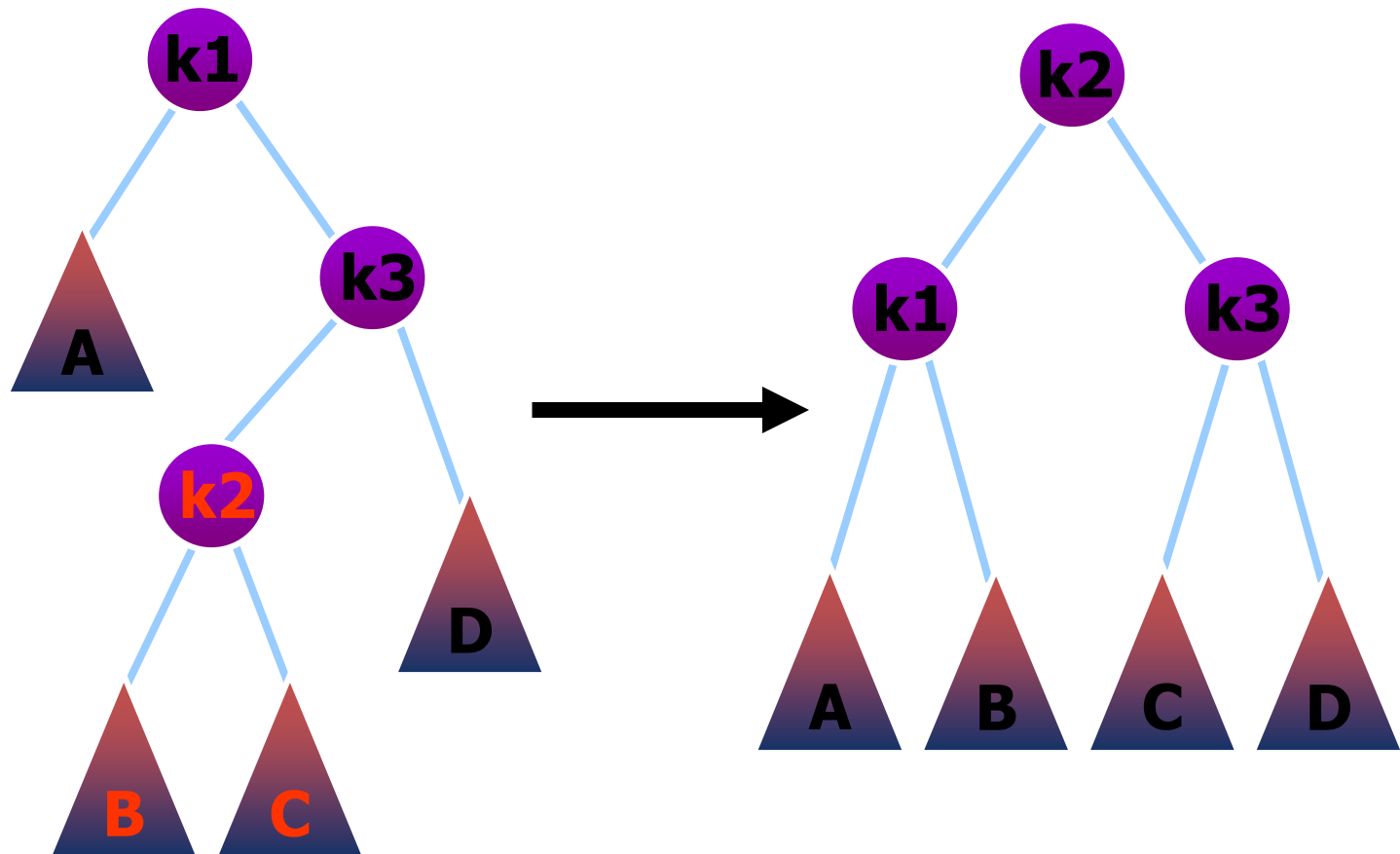
AVL tree

- Double rotation: left-right (LR)



AVL tree

- Double rotation: right-left (RL)



Balancing an AVL tree after an insertion

- Begin at the node containing the item which was just inserted and move back along the access path toward the root.{
 - For each node determine its height and **check the balance condition**. {
 - If the tree is AVL balanced and no further nodes need be considered.
 - else If the node has become unbalanced, a rotation is needed to balance it.}}
- } we proceed to the next node on the access path.

```
AVLnode *insert(Datatype x, AVLnode *t) {  
    if (t == NULL) {  
        /* CreateNewNode */  
    }  
    else if (x < t->element) {  
        t->left = insert(x, t->left);  
        /* DoLeft */  
    }  
    else if (x > t->element) {  
        t->right = insert(x, t->right);  
        /* DoRight */  
    }  
}
```

AVL tree

- **CreateNewNode**

```
t = malloc(sizeof(struct AVLnode);  
t->element = x;  
t->left = NULL;  
t->right = NULL;
```

AVL tree

- **DoLeft**

```
if (height(t->left) - height(t->right) == 2)  
  if (x < t->left->element)  
    t = singleRotateWithLeft(t); // LL  
  else  
    t = doubleRotateWithLeft(t); // LR
```


AVL tree

- **DoRight**

```
if (height(t->right) - height(t->left) == 2)
    if (x > t->right->element)
        t = singleRotateWithRight(t); // RR
    else
        t = doubleRotateWithRight(t); // RL
```

Kindly reminder of Midterm

- Programming environment would be Linux
- We will provide main stream editors: **Vi/Vim**, **Emacs**, **Gedit**, **Nano**. Please get familiar with at least one of them. (There is NO Visual Studio under Linux)
- You also need to learn how to compile program by command line
- e.g.: `gcc myprog.c -o myprog`
- And run it by command: `./myprog`