

Parsing

CSCI 3130 Formal Languages and Automata Theory

Siu On CHAN

Fall 2020

Chinese University of Hong Kong

Context-free versus regular

Write a CFG for the language $(0 + 1)^*111$

$$S \rightarrow U111$$

$$U \rightarrow 0U \mid 1U \mid \varepsilon$$

Can you do so for **every** regular language?

Context-free versus regular

Write a CFG for the language $(0 + 1)^*111$

$$S \rightarrow U111$$

$$U \rightarrow 0U \mid 1U \mid \varepsilon$$

Can you do so for **every** regular language?

Every regular language is context-free



From regular to context-free

regular expression	\Rightarrow CFG
\emptyset	grammar with no rules
ε	$S \rightarrow \varepsilon$
x (alphabet symbol)	$S \rightarrow x$
$E_1 + E_2$	$S \rightarrow S_1 \mid S_2$
$E_1 E_2$	$S \rightarrow S_1 S_2$
E_1^*	$S \rightarrow S S_1 \mid \varepsilon$

S becomes the new [start variable](#)

Is every context-free language regular?

Context-free versus regular

Is every context-free language regular?

$$S \rightarrow 0S1 \mid \varepsilon \quad L = \{0^n 1^n \mid n \geq 0\}$$

Is context-free but not regular



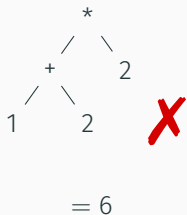
Ambiguity

Ambiguity

$$E \rightarrow E+E \mid E^*E \mid (E) \mid N$$

$$N \rightarrow 1 \mid 2$$

1+2*2



A CFG is **ambiguous** if some string has more than one parse tree

Example

Is $S \rightarrow SS \mid x$ ambiguous?

Example

Is $S \rightarrow SS \mid x$ ambiguous?

Yes, because



Two parse trees for xxx

Disambiguation

$$S \rightarrow SS \mid x \quad \Longrightarrow \quad S \rightarrow Sx \mid x$$



Sometimes we can [rewrite the grammar](#) to remove ambiguity

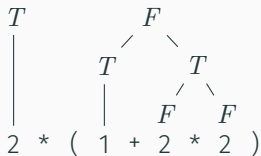
Disambiguation

$$E \rightarrow E+E \mid E^*E \mid (E) \mid N$$

$$N \rightarrow 1 \mid 2$$

+ and * have the same precedence!

Decompose expression into **terms** and **factors**



Disambiguation

$$E \rightarrow E+E \mid E^*E \mid (E) \mid N$$

$$N \rightarrow 1 \mid 2$$

An expression is a sum of one or more **terms**

$$E \rightarrow T \mid E+T$$

Each term is a product of one or more **factors**

$$T \rightarrow F \mid T^*F$$

Each factor is a **parenthesized expression** or a **number**

$$F \rightarrow (E) \mid 1 \mid 2$$

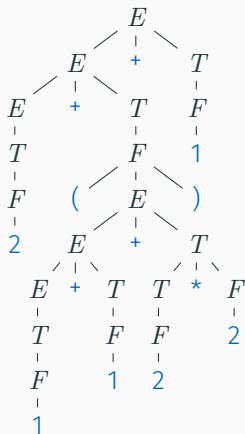
Parsing example

$$E \rightarrow T \mid E+T$$

$$T \rightarrow F \mid T^*F$$

$$F \rightarrow (E) \mid 1 \mid 2$$

Parse tree for
 $2+(1+1+2*2)+1$



Disambiguation

Disambiguation is **not always possible** because

1. There exists **inherently ambiguous** languages
i.e. ambiguous no matter how you rewrite the grammar
2. There is **no general procedure** for disambiguation

Disambiguation

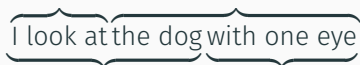
Disambiguation is **not always possible** because

1. There exists **inherently ambiguous** languages
i.e. ambiguous no matter how you rewrite the grammar
2. There is **no general procedure** for disambiguation

In **programming languages**, ambiguity comes from the precedence rules, and we can resolve like in the example

In English, ambiguity is sometimes a problem:

I look at the dog with one eye



Parsing

$$S \rightarrow 0S1 \mid 1S0S \mid T$$

input: 0011

$$T \rightarrow S \mid \varepsilon$$

Is $0011 \in L$?

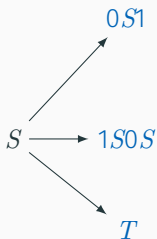
If so, how to build a parse tree with a program?

$$S \rightarrow 0S1 \mid 1S0S \mid T$$

input: 0011

$$T \rightarrow S \mid \varepsilon$$

Try all derivations?



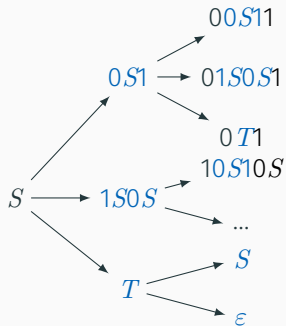
Parsing

$$S \rightarrow 0S1 \mid 1S0S \mid T$$

input: 0011

$$T \rightarrow S \mid \varepsilon$$

Try all derivations?



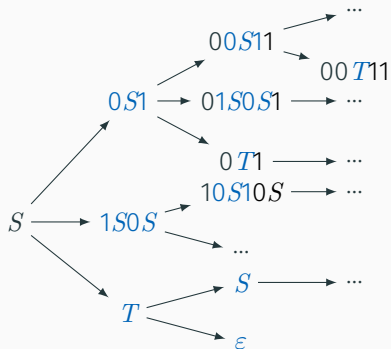
Parsing

$$S \rightarrow 0S1 \mid 1S0S \mid T$$

input: 0011

$$T \rightarrow S \mid \varepsilon$$

Try all derivations?



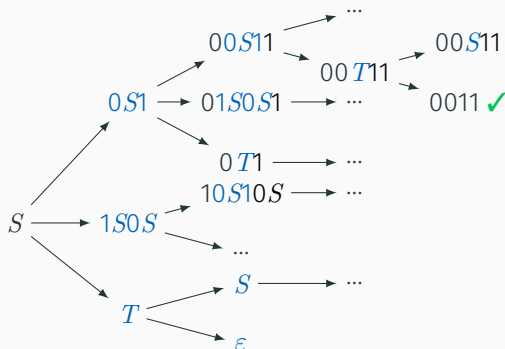
Parsing

$$S \rightarrow 0S1 \mid 1S0S \mid T$$

input: 0011

$$T \rightarrow S \mid \varepsilon$$

Try all derivations?



This is (part of) the [tree of all derivations](#), not the parse tree

1. Trying all derivations may take too long
2. If input is **not in the language**, parsing will never stop

Let's tackle the 2nd problem

When to stop

$$S \rightarrow 0S1 \mid 1S0S \mid T$$

$$T \rightarrow S \mid \varepsilon$$

Idea: Stop when
 $|\text{derived string}| > |\text{input}|$

When to stop

$$S \rightarrow 0S1 \mid 1S0S \mid T$$

$$T \rightarrow S \mid \varepsilon$$

Idea: Stop when
 $|\text{derived string}| > |\text{input}|$

Problems:

$$S \Rightarrow 0S1 \Rightarrow 0T1 \Rightarrow 01$$

Derived string may **shrink**
because of “ ε -productions”

When to stop

$$S \rightarrow 0S1 \mid 1S0S \mid T$$

$$T \rightarrow S \mid \varepsilon$$

Idea: Stop when
 $|\text{derived string}| > |\text{input}|$

Problems:

$$S \Rightarrow 0S1 \Rightarrow 0T1 \Rightarrow 01$$

Derived string may **shrink**
because of “ ε -productions”

$$S \Rightarrow T \Rightarrow S \Rightarrow T \Rightarrow \dots$$

Derivation may **loop**
because of “unit
productions”

Remove ε and unit productions

Note: we will remove all $A \rightarrow \varepsilon$ rules, except for start variable A

Removing ε -productions

Goal: remove all $A \rightarrow \varepsilon$ rules for every non-start variable A

① If S is the start variable and the rule $S \rightarrow \varepsilon$ exists

Add a new start variable T

Add the rule $T \rightarrow S$

② For every rule $A \rightarrow \varepsilon$ where A isn't the (new) start variable

1. Remove the rule $A \rightarrow \varepsilon$
2. If you see $B \rightarrow \alpha A \beta$
Add a new rule $B \rightarrow \alpha \beta$

$S \rightarrow ACD$

$A \rightarrow a$

$B \rightarrow \varepsilon$

$C \rightarrow ED \mid \varepsilon$

$D \rightarrow BC \mid b$

$E \rightarrow b$

Removing ϵ -productions

Goal: remove all $A \rightarrow \epsilon$ rules for every non-start variable A

① If S is the start variable and the rule $S \rightarrow \epsilon$ exists

Add a new start variable T

Add the rule $T \rightarrow S$

② For every rule $A \rightarrow \epsilon$ where A isn't the (new) start variable

1. Remove the rule $A \rightarrow \epsilon$

2. If you see $B \rightarrow \alpha A \beta$

Add a new rule $B \rightarrow \alpha \beta$

$S \rightarrow ACD$

$A \rightarrow a$

~~$B \rightarrow \epsilon$~~

$C \rightarrow ED \mid \epsilon$

$D \rightarrow BC \mid b$

$E \rightarrow b$

$D \rightarrow C$



Removing $B \rightarrow \epsilon$

Removing ϵ -productions

Goal: remove all $A \rightarrow \epsilon$ rules for every non-start variable A

① If S is the start variable and the rule $S \rightarrow \epsilon$ exists

Add a new start variable T

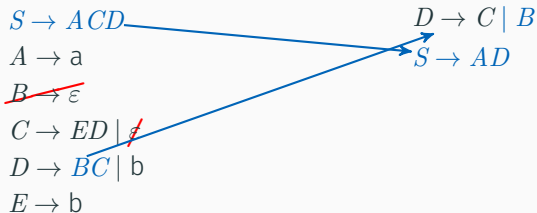
Add the rule $T \rightarrow S$

② For every rule $A \rightarrow \epsilon$ where A isn't the (new) start variable

1. Remove the rule $A \rightarrow \epsilon$

2. If you see $B \rightarrow \alpha A \beta$

Add a new rule $B \rightarrow \alpha \beta$



Removing $C \rightarrow \epsilon$

Removing ϵ -productions

Goal: remove all $A \rightarrow \epsilon$ rules for every non-start variable A

① If S is the start variable and the rule $S \rightarrow \epsilon$ exists

Add a new start variable T

Add the rule $T \rightarrow S$

$S \rightarrow ACD$

$A \rightarrow a$

~~$B \rightarrow \epsilon$~~

$C \rightarrow ED \mid \epsilon$

$D \rightarrow BC \mid b$

$E \rightarrow b$

② For every rule $A \rightarrow \epsilon$ where A isn't the (new) start variable

1. Remove the rule $A \rightarrow \epsilon$
2. If you see $B \rightarrow \alpha A \beta$
Add a new rule $B \rightarrow \alpha \beta$

$D \rightarrow C \mid B$

$S \rightarrow AD$
 $D \rightarrow \epsilon$

Removing $C \rightarrow \epsilon$

Removing ϵ -productions

Goal: remove all $A \rightarrow \epsilon$ rules for every non-start variable A

① If S is the start variable and the rule $S \rightarrow \epsilon$ exists

Add a new start variable T


Add the rule $T \rightarrow S$

② For every rule $A \rightarrow \epsilon$ where A isn't the (new) start variable

1. Remove the rule $A \rightarrow \epsilon$

2. If you see $B \rightarrow \alpha A \beta$

Add a new rule $B \rightarrow \alpha \beta$



Removing $D \rightarrow \epsilon$

Removing ϵ -productions

Goal: remove all $A \rightarrow \epsilon$ rules for every non-start variable A

① If S is the start variable and the rule $S \rightarrow \epsilon$ exists

Add a new start variable T

Add the rule $T \rightarrow S$

$S \rightarrow ACD$

$A \rightarrow a$

~~$B \rightarrow \epsilon$~~

$C \rightarrow ED \mid \epsilon$

$D \rightarrow BC \mid b$

$E \rightarrow b$

② For every rule $A \rightarrow \epsilon$ where A isn't the (new) start variable

1. Remove the rule $A \rightarrow \epsilon$
2. If you see $B \rightarrow \alpha A \beta$
Add a new rule $B \rightarrow \alpha \beta$

$D \rightarrow C \mid B$

$S \rightarrow AD \mid AC$

~~$D \rightarrow \epsilon$~~

$C \rightarrow E$

$S \rightarrow A$

Removing $D \rightarrow \epsilon$

Eliminating ε -productions

② For every $A \rightarrow \varepsilon$ rule where A is not the start variable

1. Remove the rule $A \rightarrow \varepsilon$
2. If you see $B \rightarrow \alpha A \beta$
Add a new rule $B \rightarrow \alpha \beta$

Do 2. every time A appears

$B \rightarrow \alpha A \beta A \gamma$ yields

$B \rightarrow \alpha \beta A \gamma$ $B \rightarrow \alpha A \beta \gamma$

$B \rightarrow \alpha \beta \gamma$

Eliminating ε -productions

② For every $A \rightarrow \varepsilon$ rule where A is not the start variable

1. Remove the rule $A \rightarrow \varepsilon$
2. If you see $B \rightarrow \alpha A \beta$
Add a new rule $B \rightarrow \alpha \beta$

Do 2. every time A appears

$$\begin{aligned} B \rightarrow \alpha A \beta A \gamma &\text{ yields} \\ B \rightarrow \alpha \beta A \gamma \quad B \rightarrow \alpha A \beta \gamma \\ B \rightarrow \alpha \beta \gamma \end{aligned}$$

$B \rightarrow A$ becomes $B \rightarrow \varepsilon$

If $B \rightarrow \varepsilon$ was removed earlier,
don't add it back

Eliminating unit productions

A **unit production** is a production of the form

$$A \rightarrow B$$

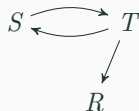
Grammar:

$$S \rightarrow 0S1 \mid 1S0S \mid T$$

$$T \rightarrow S \mid R \mid \varepsilon$$

$$R \rightarrow 0SR$$

Unit production graph:



Removing unit productions

① If there is a **cycle** of unit productions

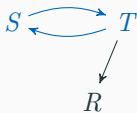
$$A \rightarrow B \rightarrow \dots \rightarrow C \rightarrow A$$

delete it and **replace** everything with A
(any variable in the cycle)

$$S \rightarrow 0S1 \mid 1S0S \mid T$$

$$T \rightarrow S \mid R \mid \varepsilon$$

$$R \rightarrow 0SR$$



Removing unit productions

① If there is a **cycle** of unit productions

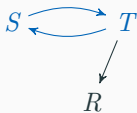
$$A \rightarrow B \rightarrow \dots \rightarrow C \rightarrow A$$

delete it and **replace** everything with A
(any variable in the cycle)

$$S \rightarrow 0S1 \mid 1S0S \mid \cancel{T}$$

$$\cancel{T} \rightarrow \cancel{S} \mid R \mid \varepsilon$$

$$R \rightarrow 0SR$$



$$S \rightarrow 0S1 \mid 1S0S$$

$$S \rightarrow R \mid \varepsilon$$

$$R \rightarrow 0SR$$

Replace T by S

Removal of unit productions

② replace any chain

$$A \rightarrow B \rightarrow \dots \rightarrow C \rightarrow \alpha$$

by $A \rightarrow \alpha, B \rightarrow \alpha, \dots, C \rightarrow \alpha$

$$S \rightarrow 0S1 \mid 1S0S$$

$$\mid R \mid \varepsilon$$

$$R \rightarrow 0SR$$

S



R

Removal of unit productions

② replace any chain

$$A \rightarrow B \rightarrow \dots \rightarrow C \rightarrow \alpha$$

by $A \rightarrow \alpha, B \rightarrow \alpha, \dots, C \rightarrow \alpha$

$$S \rightarrow OS1 \mid 1S0S$$

$$\mid R \mid \varepsilon$$

$$R \rightarrow OSR$$

S



R

$$S \rightarrow OS1 \mid 1S0S$$

$$\mid OSR \mid \varepsilon$$

$$R \rightarrow OSR$$

Replace $S \rightarrow R \rightarrow OSR$ by $S \rightarrow OSR, R \rightarrow OSR$

Problems:

1. Trying all derivations may take too long
2. If input is **not in the language**, parsing will never stop ✓

Solution to problem 2:

1. Eliminate ϵ productions
2. Eliminate unit productions

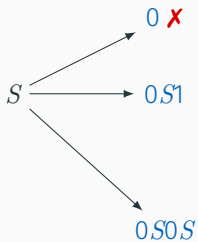
Try all possible derivations but stop parsing when

$$|\text{derived string}| > |\text{input}|$$

Example

$$S \rightarrow 0S1 \mid 0S0S \mid T$$
$$T \rightarrow S \mid 0$$
 \implies
$$S \rightarrow 0S1 \mid 0S0S \mid 0$$

input: 0011



Example

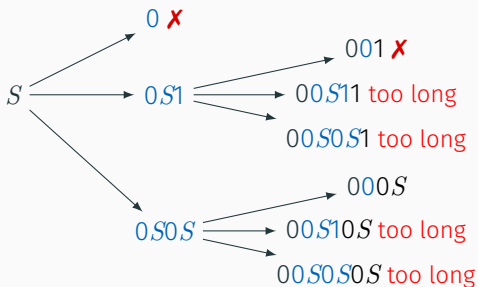
$$S \rightarrow 0S1 \mid 0S0S \mid T$$

$$T \rightarrow S \mid 0$$

\implies

$$S \rightarrow 0S1 \mid 0S0S \mid 0$$

input: 0011



Example

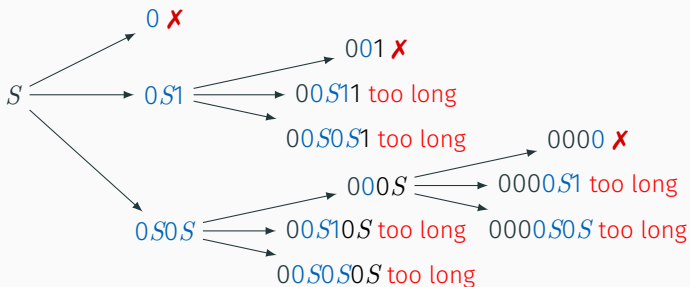
$$S \rightarrow 0S1 \mid 0S0S \mid T$$

$$T \rightarrow S \mid 0$$

\implies

$$S \rightarrow 0S1 \mid 0S0S \mid 0$$

input: 0011



Conclusion: $0011 \notin L$

1. Trying all derivations **may take too long**
2. If input is not in the language, parsing will never stop

A faster way to parse:

Cocke–Younger–Kasami algorithm

To use it we must preprocess the CFG as follows:

1. Eliminate ϵ productions
2. Eliminate unit productions
3. Convert CFG to **Chomsky Normal Form**

Chomsky Normal Form

A CFG is in **Chomsky Normal Form** if every production is of one of the following

- $A \rightarrow BC$
(exactly two non-start variables on the right)
- $A \rightarrow x$
(exactly one terminal on the right)
- $S \rightarrow \varepsilon$
(ε -production only allowed for start variable)

where

A : variable

B and C : non-start variables

x : terminal

S : start variable



Noam Chomsky

Convert to Chomsky Normal Form

$A \rightarrow BcDE$ \implies $A \rightarrow BCDE$ \implies $A \rightarrow BX$
replace terminals with new variables $C \rightarrow c$ break up sequences with new variables $X \rightarrow CY$
 $Y \rightarrow DE$
 $C \rightarrow c$

Cocke-Younger-Kasami algorithm

$$S \rightarrow AB \mid BC$$

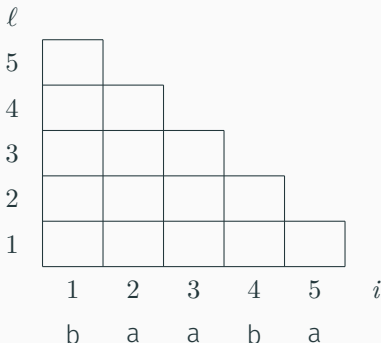
$$A \rightarrow BA \mid a$$

$$B \rightarrow CC \mid b$$

$$C \rightarrow AB \mid a$$

Input: $x = \text{baaba}$

let $x[i, \ell] = x_i x_{i+1} \dots x_{i+\ell-1}$



For every substring $x[i, \ell]$, remember all variables R that derive $x[i, \ell]$

Store in a table $T[i, \ell]$

Cocke-Younger-Kasami algorithm

$$S \rightarrow AB \mid BC$$

$$A \rightarrow BA \mid a$$

$$B \rightarrow CC \mid b$$

$$C \rightarrow AB \mid a$$

Input: $x = \text{baaba}$

let $x[i, \ell] = x_i x_{i+1} \dots x_{i+\ell-1}$

5					
4					
3					
2					
1	<i>B</i>				
	1	2	3	4	5
	b	a	a	b	a

For every substring $x[i, \ell]$, remember all variables R that derive $x[i, \ell]$

Store in a table $T[i, \ell]$

Cocke-Younger-Kasami algorithm

$$S \rightarrow AB \mid BC$$

$$A \rightarrow BA \mid a$$

$$B \rightarrow CC \mid b$$

$$C \rightarrow AB \mid a$$

Input: $x = \text{baaba}$

let $x[i, \ell] = x_i x_{i+1} \dots x_{i+\ell-1}$

ℓ						
5						
4						
3						
2						
1	B	$A C$	$A C$	B	$A C$	
	1	2	3	4	5	i
	b	a	a	b	a	

For every substring $x[i, \ell]$, remember all variables R that derive $x[i, \ell]$

Store in a table $T[i, \ell]$

Cocke-Younger-Kasami algorithm

$$S \rightarrow AB \mid BC$$

$$A \rightarrow BA \mid a$$

$$B \rightarrow CC \mid b$$

$$C \rightarrow AB \mid a$$

Input: $x = \text{baaba}$

let $x[i, \ell] = x_i x_{i+1} \dots x_{i+\ell-1}$

ℓ						
5						
4						
3						
2	$S A$					
1	B	$A C$	$A C$	B	$A C$	
	1	2	3	4	5	i
	b	a	a	b	a	

For every substring $x[i, \ell]$, remember all variables R that derive $x[i, \ell]$

Store in a table $T[i, \ell]$

Cocke-Younger-Kasami algorithm

$S \rightarrow AB \mid BC$

$A \rightarrow BA \mid a$

$B \rightarrow CC \mid b$

$C \rightarrow AB \mid a$

Input: $x = \text{baaba}$

let $x[i, \ell] = x_i x_{i+1} \dots x_{i+\ell-1}$

ℓ						
5						
4						
3						
2	$S A$	B	$S C$	$S A$		
1	B	$A C$	$A C$	B	$A C$	
	1	2	3	4	5	i
	b	a	a	b	a	

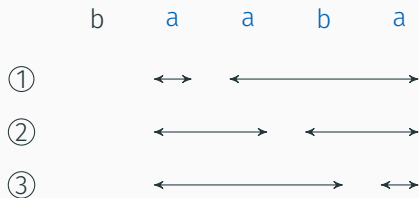
For every substring $x[i, \ell]$, remember all variables R that derive $x[i, \ell]$

Store in a table $T[i, \ell]$

Computing $T[i, \ell]$ for $\ell \geq 2$

Example: to compute $T[2, 4]$

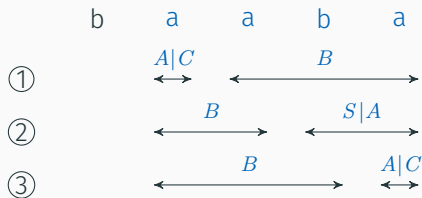
Try all possible ways to split $x[2, 4]$ into two substrings



Computing $T[i, \ell]$ for $\ell \geq 2$

Example: to compute $T[2, 4]$

Try all possible ways to split $x[2, 4]$ into two substrings

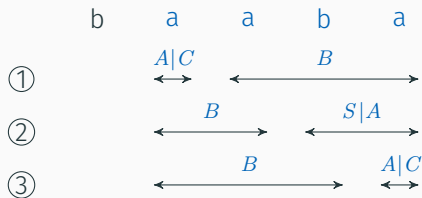


Look up entries regarding **shorter substrings** previously computed

Computing $T[i, \ell]$ for $\ell \geq 2$

Example: to compute $T[2, 4]$

Try all possible ways to split $x[2, 4]$ into two substrings



Look up entries regarding **shorter substrings** previously computed

$$S \rightarrow AB \mid BC$$

$$A \rightarrow BA \mid a$$

$$B \rightarrow CC \mid b$$

$$C \rightarrow AB \mid a$$

$$T[2, 4] = S|A|C$$

Cocke-Younger-Kasami algorithm

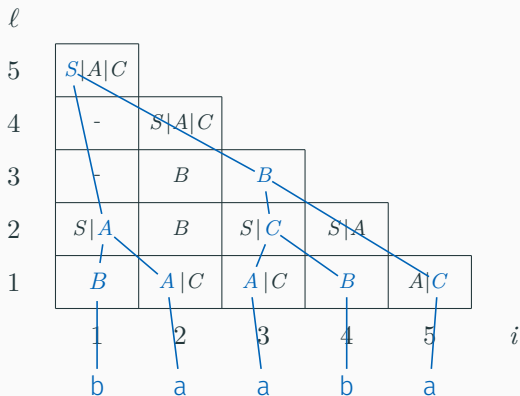
$$S \rightarrow AB \mid BC$$

$$A \rightarrow BA \mid a$$

$$B \rightarrow CC \mid b$$

$$C \rightarrow AB \mid a$$

Input: $x = \text{baaba}$



Get **parse tree** by tracing back derivations