



# 才德兼備理財學校計劃

The Chin Family Financially Literate Schools Programme


## 教學資源分享

Topic : Travelling in Hong Kong and Abroad

CCC Kei Wa Primary School (Kowloon Tong)

Primary Five

English Language



CENTRE FOR  
UNIVERSITY & SCHOOL  
PARTNERSHIP  
大學與學校夥伴協作中心  
香港中文大學教育學院 • FACULTY OF EDUCATION CUHK

## Lesson Plan

CCC Kei Wa Primary School (Kowloon Tong)

2019-2020 Second Term P.5 English Lesson Plan

Unit : Dream Holiday of Famous People  
Theme : Travelling in Hong Kong and Abroad  
Guided Story: Money Doesn't Grow on Trees  
Medium of Instruction : English  
Time : 4 lessons (35 minutes per lessons)  
Class : P.5

### **About Students and Design of the Lesson:**

- Generally, the students' levels of English proficiency are satisfactory. Most are engaged in learning and are willing to contribute to the lessons. Guided story will be used to help students understand the value of money and the importance of work to get money. With regard to catering for individual differences, differentiated levels of questions will be employed while reading the story. Questions will be asked to check students' attitude and help them reflect the importance of working hard to get the reward. After the story, students will work in groups to work out a budget plan for a trip. With the budget plan and some guided questions, students will write a short writing to talk about their plan for the trip and share with their parents. At the end, the lessons will incorporate with reading, writing, listening and speaking skills.

### **Previous knowledge about the topic:**

- Students have already read a newsletter about some famous people going to different places for a holiday (Attachment 1). Most students have the experiences to travel to other countries and they may need to save enough money and make a plan before they have a trip.

### **Learning objectives (outcomes):**

1. able to investigate the value of money
2. able to understand the importance of working hard to save money for the dream place
3. able to make a simple budget for the trip
4. able to write a short writing to talk about their plan for the trip

### Language forms and functions:

1. to use present perfect tense to relate past events to the present
2. to use comparative adjective phrases to make comparisons
3. to use simple present tense to express interests feeling and opinions

### Related financial competencies:

1. SC9 Recognize the value and price of a joining a trip
2. FP3 Develop a financial plan to achieve a personal goal (joining a trip)
3. M4 Saving is a way to be able to spend in the future
4. M5 Being diligent can help to pursue one's goals for future betterment
5. B12 Compare products and prices, and select the best purchase option
6. B13 Set short-term financial goals

### Virtues embedded in the lesson:

Diligence, Prudence, Temperance

### Teaching materials:

- Story : Money doesn't grow on trees (Attachment 2)  
(The story plot) A boy wakes up and discovers money growing on trees. At first, having everything he wants without having to work or save money seems like a dream come true, but then things start to change. All his purchases are not as rewarding when they have not been worked for. There is nothing left to want. It doesn't seem so great anymore. Maybe working hard and learning to save for the things he wants isn't such a bad thing after all.
- Teaching aids: PowerPoint Slides, Paper Tree, Stickers, flags, Task Sheet 1 - 3 and iPad

### Teaching procedures:

	Teaching Objectives:	Teaching Activities	Resources /Teaching Aids
<u>Lesson 1</u>	(I) <u>Lead in</u> <ul style="list-style-type: none"><li>● Introduce the topic : Relate students' life</li></ul>	1. Show a picture of Tai Po Lam Tsuen Wishing Tree. Ask students where the tree is? What is the name of the tree? <ul style="list-style-type: none"><li>* It is in Tai Po Lam Tsuen.</li><li>* It is a Wishing Tree.</li></ul>	PPT

<p>experience to the lesson</p>	<ol style="list-style-type: none"> <li>2. Ask students: <ul style="list-style-type: none"> <li>* Why do people visit the tree?</li> <li>* What do people do to the tree?</li> </ul> </li> <li>3. Show students a paper tree and give students a sticker, ask them to write down the dream place they wish to go and stick it on the wishing tree.</li> <li>4. Invite some students to share their dreams. (Check if there are any students want to go to a very far place that needs a lot of money.)</li> </ol>	<p>Paper tree Stickers</p>
<p>(II) <u>Development</u></p> <ul style="list-style-type: none"> <li>● Guided reading – Money Doesn’t Grow on Tree</li> </ul>	<ol style="list-style-type: none"> <li>1. <b>Tell students that they are going to read a book “Money Doesn’t Grow on Trees”</b> <ul style="list-style-type: none"> <li>* By looking at the cover and read the book title, have the students compare if they like to live in a place where money grows on trees or our existing place? (Ask students to show the flags.) Why?</li> <li>* Invite students to share the reasons.</li> </ul> </li> <li>2. <b>Read part 1 with students until “Not only was the money real, but the small bushes grew one dollar bills, the medium-sized trees grew five dollar bills, and the really big trees grew twenty dollar bills. Wow!!!</b> <ul style="list-style-type: none"> <li>* Ask students: <ul style="list-style-type: none"> <li>■ If you see a place like this, how would you feel?</li> <li>■ What would you do immediately?</li> </ul> </li> </ul> </li> <li>3. <b>Read part 2 with students until “You can have anything you want.”</b> <ul style="list-style-type: none"> <li>* Ask students: <ul style="list-style-type: none"> <li>■ Are the trees growing money also in your dream?</li> <li>■ Can you tell the pros and cons of living in this place?</li> <li>■ Prediction: Can you guess what problems does the boy have?</li> </ul> </li> </ul> </li> <li>4. <b>Read aloud part 3 together until “Not only did it take me a whole day to find all my bikes, but it also took me another whole day to ride them all and another whole day to put them all away again.</b> <ul style="list-style-type: none"> <li>* Ask students:</li> </ul> </li> </ol>	<p>PPT</p> <p>2 kinds of flags (one for supporting to live in the story world, one for supporting to live in the real world)</p>

		<ul style="list-style-type: none"> <li>■ If you were the boy, would you feel happy with your life? Why?</li> <li>■ Would you like to live in this place or our place? (Ask students to show the flags.)</li> </ul> <p>* Teacher draws a conclusion, briefly summaries the first half of the story and talks about students' perception about earning money without any efforts.</p> <p><b>5. Reads aloud part 4 from “The other things started to change.” to “I felt like I was in the middle of a bad dream.”</b></p> <p>* Ask students:</p> <ul style="list-style-type: none"> <li>■ Why was the town like a ghost town?</li> </ul> <p>* Teacher concludes the disadvantages of earning money without efforts and the reasons why people have to work.</p> <p>* Have the students vote again:</p> <ul style="list-style-type: none"> <li>■ Would you like to live in this place or our place? (Ask students to show the flag.)</li> </ul>	
Lesson 2	<ul style="list-style-type: none"> <li>● Guided reading – Money doesn't grow on trees.</li> </ul>	<p><b>6. Read aloud Part 5 from “Tommy wake up!” to “It helped me to continue working hard.”</b></p> <p>* Ask students:</p> <ul style="list-style-type: none"> <li>■ If you want to buy something, what would you do?</li> <li>■ Do your parents ask you to help out at home before they give you some pocket money?</li> <li>■ Do you have your own saving?</li> <li>■ Do you remember how many portions should you divide your pocket money into? What are they? (Three, Spending, Saving and Sharing)</li> <li>■ Do you know actually money can really grow? How?</li> <li>■ Why is it good to save the money into a bank? (It is a safe place. It generates interest.)</li> <li>■ How many of you have opened a bank account?</li> </ul>	PPT

		<p><b>7. Read the final part:</b></p> <ul style="list-style-type: none"> <li>* Ask students: <ul style="list-style-type: none"> <li>■ How does the boy feel at the end? (Proud, satisfied)</li> <li>■ Why is it good to work hard and earn some money? (It keeps people's incentive.)</li> </ul> </li> </ul>	
<u>Lesson 3</u>	(III) <u>Planning to go to our dream place</u>	<p><b>8. Pre Lesson Preparation:</b></p> <ul style="list-style-type: none"> <li>* Ask students to prepare some information about their dream place, e.g, famous attractions, food or things to buy. (Suggestion: Include price or cost to visit those dream place)</li> </ul> <p><b>9. Making a budget plan for the trip:</b></p> <ul style="list-style-type: none"> <li>* Give the stickers back to the students.</li> <li>* Teacher helps the students who want to go to the same dream place get together into a group.</li> <li>* Each group will be given some iPad. With the help of the task sheet, have the students prepare a budget plan.</li> <li>* Remind students the more money uses in the trip, the more money they have to save, this affects when they can set off their trip.</li> </ul> <p><b>10. Sharing Time:</b></p> <p>Teacher invites some groups to share their dream place and their budget plan.</p> <ol style="list-style-type: none"> <li>1.What travel agency did they choose? Was it the cheapest? If not, why did they not choose the cheapest?</li> <li>2. Other than the price, what other factors will they consider?</li> <li>3. How much does the whole trip cost? Can they cut down the cost?)</li> </ol>	Stickers Ipad Task sheet 1
<u>Lesson 4</u>	(IV) <u>Write about the dream place</u>	<b>11. Pre Writing Task</b>	PPT Task sheet 2 & 3


	<p>(V) <u>Conclusion:</u></p>	<ul style="list-style-type: none"> <li>* With the help of the guided questions on the pre writing task sheet and the budget plan, finish the pre writing task.</li> </ul> <p><b>12. Writing Process</b></p> <ul style="list-style-type: none"> <li>* Finish the writing worksheet.</li> <li>* Encourage students to read their writing to their parents, discuss the feasibility of the trip and how they can save the money for the trip</li> </ul> <p><b>13. To conclude:</b></p> <p>Tell students</p> <ul style="list-style-type: none"> <li>* When you get your pocket money, you can divide it into three parts, spending, sharing and saving.</li> <li>* Money doesn't grow on tree, but it can grow in the bank. It is a safe place to keep your money. It can generate interest if you put some money in the bank.</li> <li>* Working hard and learning to save for the things we want isn't such a bad thing, because it helps keep the world moving, otherwise, no one is willing to work and the economy will stop. Also, working hard to earn your money will bring a sense of success, you will feel proud and satisfied.</li> </ul>	
--	-------------------------------	---	--

# 才德兼備理財學校計劃

The Chin Family Financially Literature Schools Programme



## 工作紙



CENTRE FOR  
UNIVERSITY & SCHOOL  
PARTNERSHIP  
大學與學校夥伴協作中心  
香港中文大學教育學院 • FACULTY OF EDUCATION CUHK



P.5 ( ) Group Members: \_\_\_\_\_

**Calculating Vacation Costs**

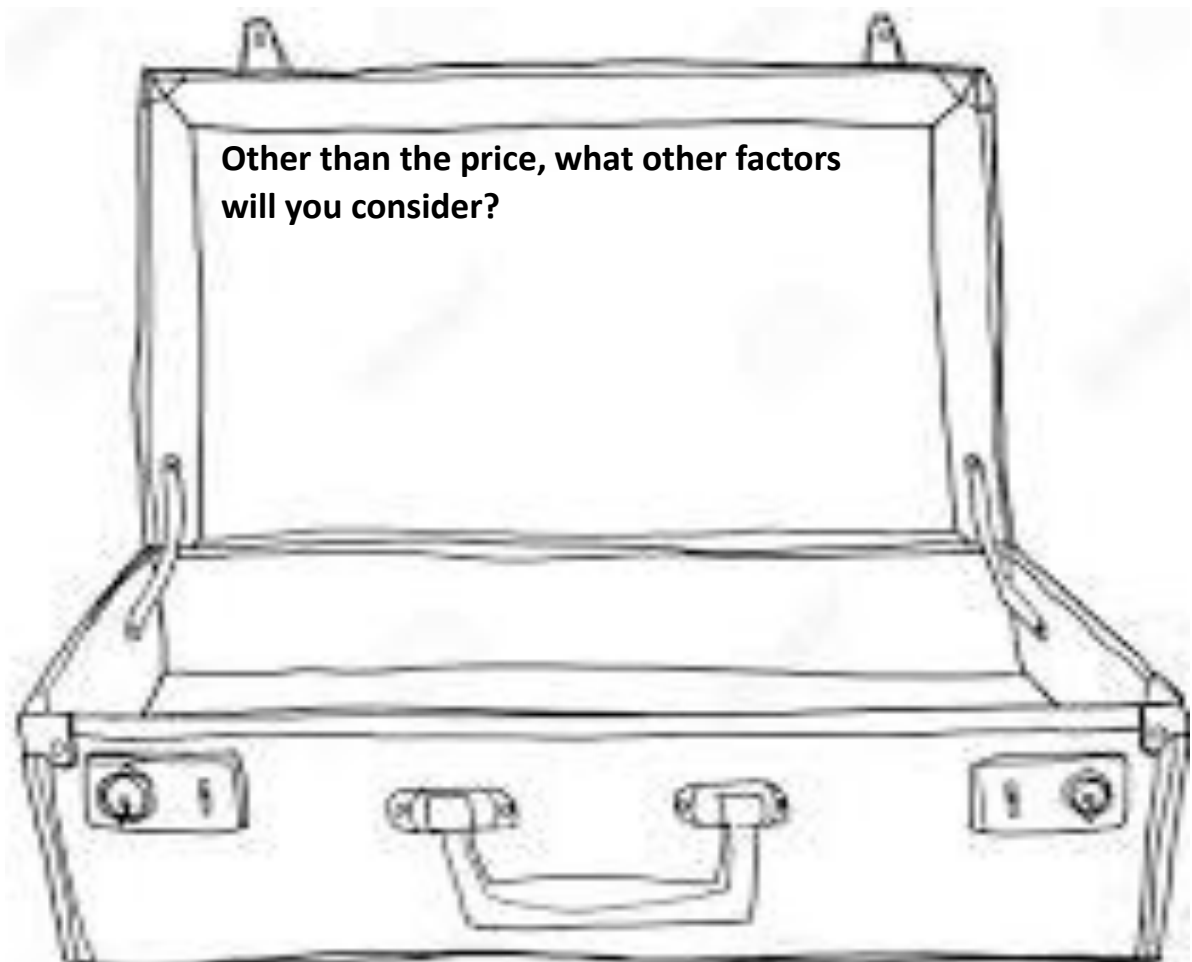
You are planning for a trip. You will join a group tour in a travel agency. You can search some information on the internet. Try to make a budget plan for the trip.


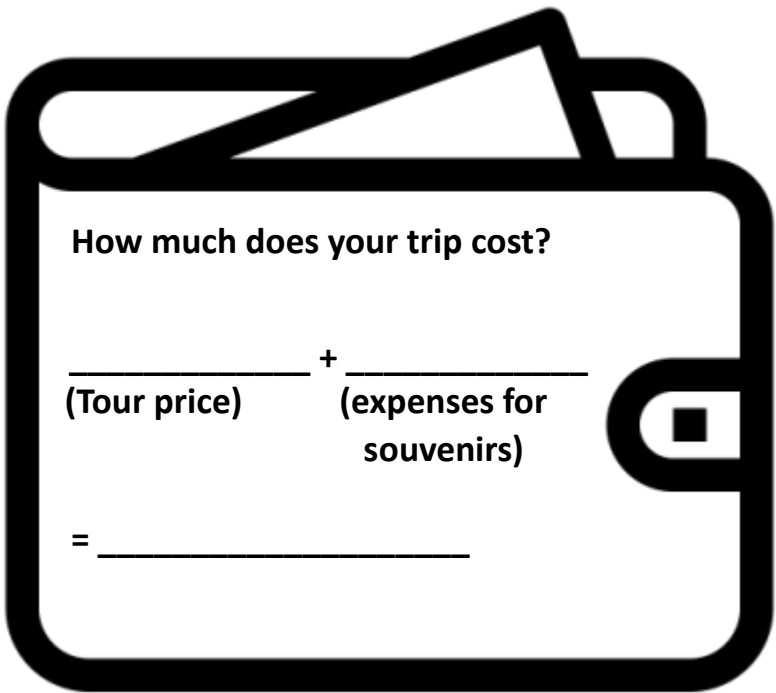
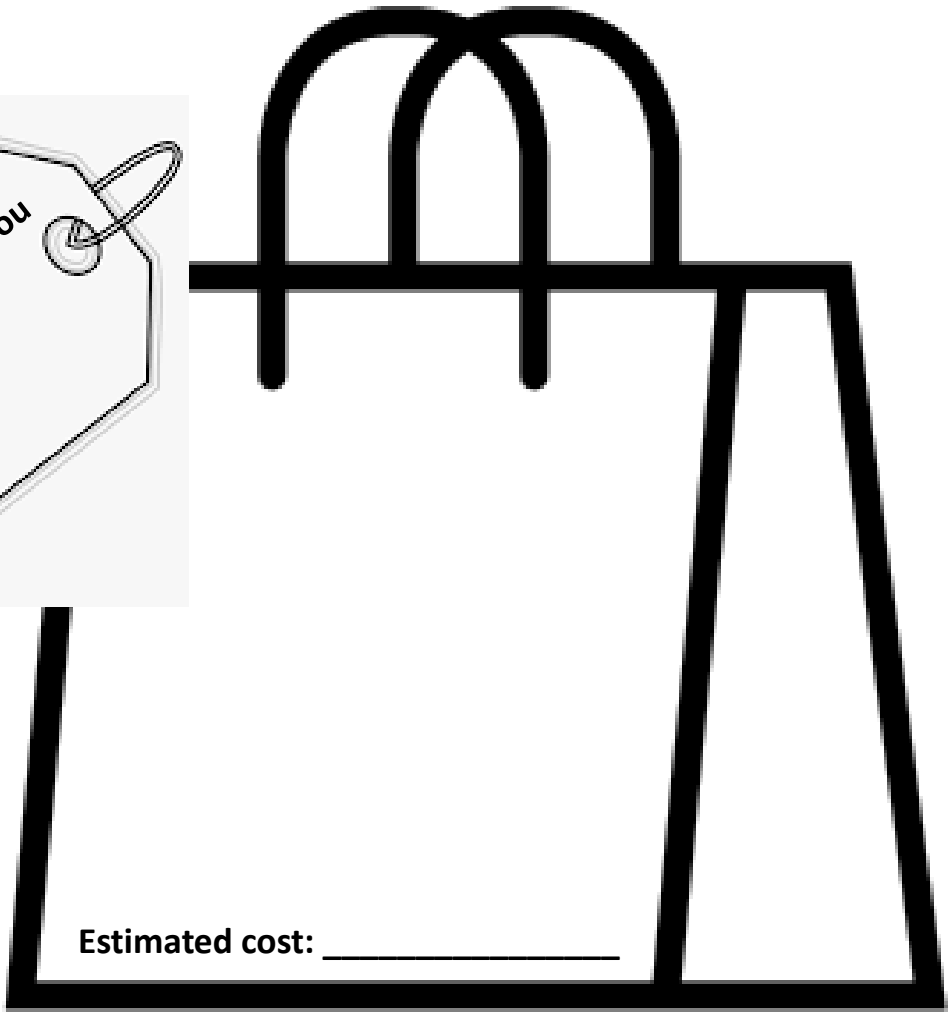
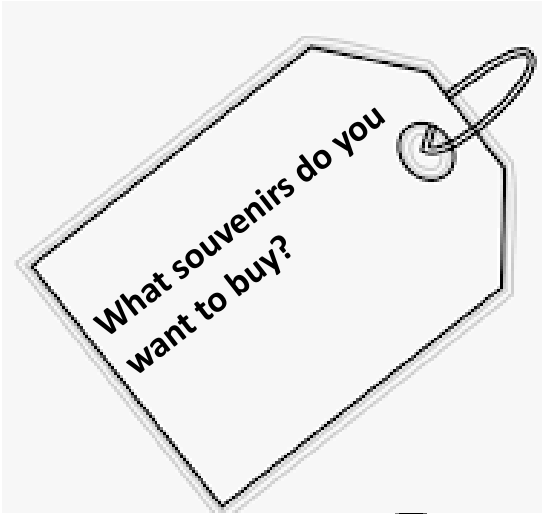
Destination: \_\_\_\_\_ No. of persons in the trip: \_\_\_\_\_

**Which travel agency will you join? Choose one tour that you like most and write below.**

Name of the travel agency	Price	No. of persons	Total
<input type="checkbox"/>			
<input type="checkbox"/>			
<input type="checkbox"/>			
<input type="checkbox"/>			
<input type="checkbox"/>			
<input type="checkbox"/>			

Tick the travel agency you will choose.





If you want to go for the trip, how much do you have to save every month?

P.5 ( )

Name: \_\_\_\_\_ ( )

Date: \_\_\_\_\_

## Trip to my dream place

You are planning to take a trip to your dream place, please draw a picture about your dream place.

What is your dream place? Where is it?	
Why do you choose to go there?	
Who will go there with you?	
How many days will the trip take?	
How much will this trip cost? (join a group tour)?	
Any other expenses? (food, souvenir, postcards, entertainments, admission tickets...) What expense can you reduce if you do not have enough money? )	
How much will the trip totally cost?	
How do you prepare money for the cost? (Any saving plan?)	

